

Product datasheet for **RC203314**

hnRNP A1 (HNRNPA1) (NM_002136) Human Tagged ORF Clone

Product data:

Product Type:	Expression Plasmids
Product Name:	hnRNP A1 (HNRNPA1) (NM_002136) Human Tagged ORF Clone
Tag:	Myc-DDK
Symbol:	hnRNP A1
Synonyms:	ALS19; ALS20; hnRNP-A1; hnRNP A1; HNRPA1; HNRPA1L3; IBMPFD3; UP 1
Mammalian Cell Selection:	Neomycin
Vector:	pCMV6-Entry (PS100001)
E. coli Selection:	Kanamycin (25 ug/mL)
ORF Nucleotide Sequence:	>RC203314 representing NM_002136 Red=Cloning site Blue=ORF Green=Tags(s)

TTTTGTAATACGACTCACTATAGGGCGGCCGGAATTCGTCGACTGGATCCGGTACCGAGGAGATCTGCC
GCC**CGATCGCC**

ATGTCTAAGTCAGAGTCTCCTAAAGAGCCCGAACAGCTGAGGAAGCTCTTCATTGGAGGGTTGAGCTTTG
AAACAACCTGATGAGAGCCTGAGGAGCCATTTTGGCAATGGGGAACGCTCACGGACTGTGTGTAATGAG
AGATCCAAACACCAAGCGCTCCAGGGGCTTTGGGTTTGTACATATGCCACTGTGGAGGAGGTGGATGCA
GCTATGAATGCAAGGCCACACAAGGTGGATGGAAGAGTTGTGGAACCAAGAGAGCTGTCTCCAGAGAAG
ATTCTCAAAGACCAGGTGCCCACTTAACGTGAAAAAGATATTTGTTGGTGGCATTAAAGAAGACTGA
AGAACATCACCTAAGAGATTATTTGAACAGTATGGAAAAATTGAAGTATTGAAATCATGACTGACCGA
GGCAGTGGCAAGAAAAGGGGCTTTGCCTTTGTAACCTTTGACGACCATGACTCCGTGGATAAGATTGTCA
TTCAGAAATACCTACTGTGAATGGCCACAACCTGTGAAGTTAGAAAAGCCCTGTCAAAGCAAGAGATGGC
TAGTGTTCATCCAGCCAAAGAGGTGGAAGTGGTCTGGAACCTTTGGTGGTGGTCTGGAGGTGGTTTC
GGTGGGAATGACAACCTTCGGTCTGGAGGAACTTCAGTGGTCTGGTGGCTTTGGTGGCAGCCGTGGT
GTGGTGGATGGTGGCAGTGGGATGGCTATAATGGATTTGGTAATGATGGAAGCAATTTGGAGGTGG
TGAAGCTACAATGATTTTGGGAATTACAACAATCAGTCTTCAAATTTGGCCCCATGAAGGGAGGAAAT
TTTGGAGGCAGAAGCTCTGGCCCTATGGCGGTGGAGGCCAATACTTTGCAAACCAAGCAAGGTG
GCTATGGCGGTTCCAGCAGCAGCAGTAGCTATGGCAGTGGCAGAAGATTT

ACGCGTACGCGGCCGCTCGAGCAGAACTCATCTCAGAAGAGGATCTGGCAGCAATGATATCCTGGATT
ACAAGGATGACGACGATAAGGTTTAA



[View online »](#)

Protein Sequence: >RC203314 protein sequence
Red=Cloning site Green=Tags(s)

MSKSESPKEPEQLRKLFIGGLSFETTDESLRSHFEQWGLTDCVVMRDPNPKRSRGGFVFTYATVEEVDA
 AMNARPHKVDGRVVEPKRAVSREDSQRPGAHLTVKKIFVGGIKEDTEEHHLRDYFEQYKIEVIEIMTDR
 GSGKKRGFAFVTFDDHDSVDKIVIQKYHTVNGHNCEVRKALSKQEMASASSSQRGRSGSNFGGGRGGGF
 GGNDNFRGGNFSGRGGFGGSRGGGGYGGSGDGYNGFGNDGSNFGGGGSYNDFGNYNQSSNFGPMKGGN
 FGGRSSGPYGGGQYFAKPRNQGGYGGSSSSSYGSGRRF

TRTRPLEQKLISEEDLAANDILDYKDDDDKV

Chromatograms: https://cdn.origene.com/chromatograms/mk6056_c05.zip

Restriction Sites: SgfI-MluI

Cloning Scheme:



ACCN: NM_002136

ORF Size: 960 bp

OTI Disclaimer: The molecular sequence of this clone aligns with the gene accession number as a point of reference only. However, individual transcript sequences of the same gene can differ through naturally occurring variations (e.g. polymorphisms), each with its own valid existence. This clone is substantially in agreement with the reference, but a complete review of all prevailing variants is recommended prior to use. [More info](#)

OTI Annotation: This clone was engineered to express the complete ORF with an expression tag. Expression varies depending on the nature of the gene.

Components: The ORF clone is ion-exchange column purified and shipped in a 2D barcoded Matrix tube containing 10ug of transfection-ready, dried plasmid DNA (reconstitute with 100 ul of water).

Reconstitution Method:

1. Centrifuge at 5,000xg for 5min.
2. Carefully open the tube and add 100ul of sterile water to dissolve the DNA.
3. Close the tube and incubate for 10 minutes at room temperature.
4. Briefly vortex the tube and then do a quick spin (less than 5000xg) to concentrate the liquid at the bottom.
5. Store the suspended plasmid at -20°C. The DNA is stable for at least one year from date of shipping when stored at -20°C.

Note: Plasmids are not sterile. For experiments where strict sterility is required, filtration with 0.22um filter is required.

RefSeq: [NM_002136.4](#)

RefSeq Size: 1785 bp

RefSeq ORF: 963 bp

Locus ID: 3178

UniProt ID: [P09651](#)

Cytogenetics: 12q13.13

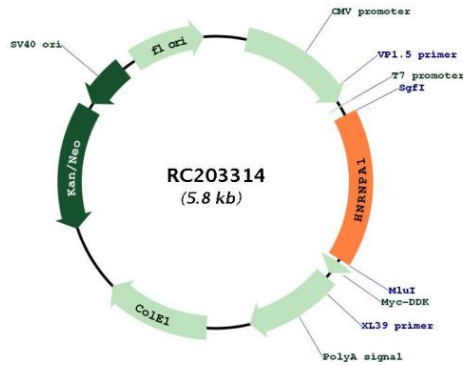
Domains: RRM

Protein Pathways: Spliceosome

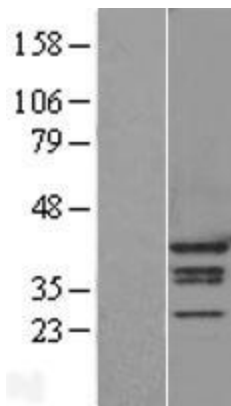
MW: 34.2 kDa

Gene Summary: This gene encodes a member of a family of ubiquitously expressed heterogeneous nuclear ribonucleoproteins (hnRNPs), which are RNA-binding proteins that associate with pre-mRNAs in the nucleus and influence pre-mRNA processing, as well as other aspects of mRNA metabolism and transport. The protein encoded by this gene is one of the most abundant core proteins of hnRNP complexes and plays a key role in the regulation of alternative splicing. Mutations in this gene have been observed in individuals with amyotrophic lateral sclerosis 20. Multiple alternatively spliced transcript variants have been found. There are numerous pseudogenes of this gene distributed throughout the genome. [provided by RefSeq, Feb 2016]

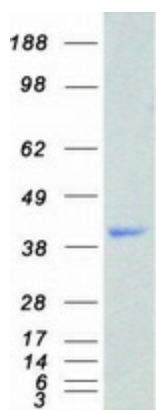
Product images:



Circular map for RC203314



Western blot validation of overexpression lysate (Cat# [LY400778]) using anti-DDK antibody (Cat# [TA50011-100]). Left: Cell lysates from untransfected HEK293T cells; Right: Cell lysates from HEK293T cells transfected with RC203314 using transfection reagent MegaTran 2.0 (Cat# [TT210002]).



Coomassie blue staining of purified HNRNPA1 protein (Cat# [TP303314]). The protein was produced from HEK293T cells transfected with HNRNPA1 cDNA clone (Cat# RC203314) using MegaTran 2.0 (Cat# [TT210002]).