

Product datasheet for **RC203295**

PBK (NM_018492) Human Tagged ORF Clone

Product data:

Product Type:	Expression Plasmids
Product Name:	PBK (NM_018492) Human Tagged ORF Clone
Tag:	Myc-DDK
Symbol:	PBK
Synonyms:	CT84; HEL164; Nori-3; SPK; TOPK
Mammalian Cell Selection:	Neomycin
Vector:	pCMV6-Entry (PS100001)
E. coli Selection:	Kanamycin (25 ug/mL)
ORF Nucleotide Sequence:	>RC203295 ORF sequence Red=Cloning site Blue=ORF Green=Tags(s)

TTTTGTAATACGACTCACTATAGGGCGGCCGGAATTCGTCGACTGGATCCGGTACCGAGGAGATCTGCC
GCC**CGATCGCC**

ATGGAAGGGATCAGTAATTTCAAGACACCAAGCAAATTATCAGAAAAAAGAAATCTGTATTATGTTCAA
CTCCAATAAAATATCCCGCCTCTCCATTTATGCAGAAGCTTGGCTTTGGTACTGGGGTAAATGTGTA
CCTAATGAAAAGATCTCCAAGAGGTTTGTCTCATTCTCCTTGGGCTGTAAAAAGATTAATCCTATATGT
AATGATCATTATCGAAGTGTGTATCAAAAGAGACTAATGGATGAAGCTAAGATTTTGAAAAGCCTTCATC
ATCCAAACATTGTTGGTTATCGTGCTTTTACTGAAGCCAATGATGGCAGTCTGTGTCTTGCTATGGAATA
TGGAGGTGAAAAGTCTCTAAATGACTTAATAGAAGAACGATATAAAGCCAGCCAAGATCCTTTCCAGCA
GCCATAATTTTAAAAGTTGCTTTGAATATGGCAAGAGGGTTAAAGTATCTGCACCAAGAAAAGAACTGC
TTCATGGAGACATAAAGTCTTCAAATGTTGTAATTAAGGCGATTTTGAAACAATAAAACTGTGATGT
AGGAGTCTCTCTACCACTGGATGAAAAATGACTGTGACTGACCCTGAGGCTTGTACATTGGCAGACAG
CCATGGAACCCAAAGAAGCTGTGGAGGAGAATGGTGTATTACTGACAAGGCAGACATATTTGCCTTTG
GCCTTACTTTGTGGAAATGATGACTTTATCGATTCCACACATTAATCTTTCAAATGATGATGATGATGA
AGATAAACTTTTGTGAAAGTGATTTTGTGATGAAGCATACTATGCAGCGTTGGAACTAGGCCACCT
ATTAATATGGAAGAACTGGATGAATCATACCAGAAAGTAATTGAACTCTCTGTATGCACATAATGAAG
ACCTAAAGATCGTCTCTCTGCTGCACACATTGTTGAAGCTCTGGAACACAGATGTC

ACGCGTACGCGGCCGCTCGAGCAGAACTCATCTCAGAAGAGGATCTGGCAGCAAATGATATCCTGGATT
ACAAGGATGACGACGATAAGGTTTAA



[View online »](#)

Protein Sequence: >RC203295 protein sequence
 Red=Cloning site Green=Tags(s)

MEGISNFKTPSKLSEKKKSVLCSTPTINIPASPFMQKLGFGTGVNVYLMKRSPRGLSHSPWAVKKINPIC
 NDHYRSVYQKRLMDEAKILKSLHHPNIVGYRAFTEANDGSLCLAMEYGGKESLNDLIEERYKASQDPFPA
 AIILKVALNMARGLKYLHQEKLLHGDIKSSNVVIKGFETIKICDVGVSPLDENMVTVDPEACYIGTE
 PWKPKEAVEENGVITDKADIFAFGLTLWEMMTLSIPHINLSNDDDEDKTFDESDFDDEAYYAALGTRPP
 INMEELDESYQKVIELFSVCTNEDPKDRPSAAHIVEALETDV

TRTRPLEQKLISEEDLAANDILDYKDDDDKV

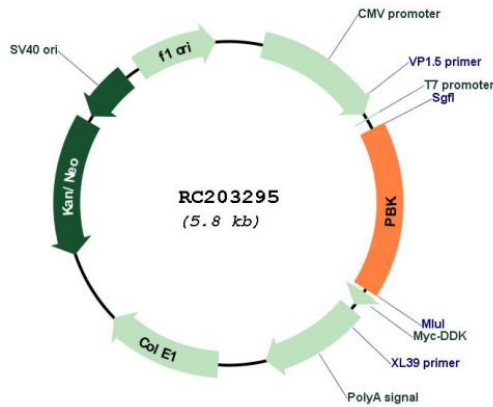
Chromatograms: https://cdn.origene.com/chromatograms/mk6056_g09.zip

Restriction Sites: SgfI-MluI

Cloning Scheme:



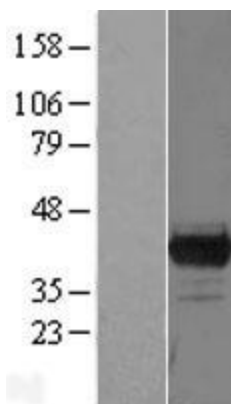
Plasmid Map:



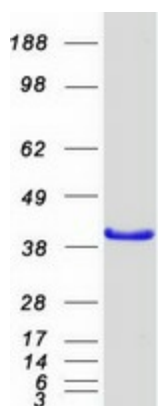
ACCN: NM_018492

ORF Size:	966 bp
OTI Disclaimer:	The molecular sequence of this clone aligns with the gene accession number as a point of reference only. However, individual transcript sequences of the same gene can differ through naturally occurring variations (e.g. polymorphisms), each with its own valid existence. This clone is substantially in agreement with the reference, but a complete review of all prevailing variants is recommended prior to use. More info
OTI Annotation:	This clone was engineered to express the complete ORF with an expression tag. Expression varies depending on the nature of the gene.
Components:	The ORF clone is ion-exchange column purified and shipped in a 2D barcoded Matrix tube containing 10ug of transfection-ready, dried plasmid DNA (reconstitute with 100 ul of water).
Reconstitution Method:	<ol style="list-style-type: none">1. Centrifuge at 5,000xg for 5min.2. Carefully open the tube and add 100ul of sterile water to dissolve the DNA.3. Close the tube and incubate for 10 minutes at room temperature.4. Briefly vortex the tube and then do a quick spin (less than 5000xg) to concentrate the liquid at the bottom.5. Store the suspended plasmid at -20°C. The DNA is stable for at least one year from date of shipping when stored at -20°C.
RefSeq:	NM_018492.4
RefSeq Size:	2127 bp
RefSeq ORF:	969 bp
Locus ID:	55872
UniProt ID:	Q96KB5
Cytogenetics:	8p21.1
Domains:	pkinase, TyrKc, S_TKc
Protein Families:	Druggable Genome, Protein Kinase
MW:	36.1 kDa
Gene Summary:	This gene encodes a serine/threonine protein kinase related to the dual specific mitogen-activated protein kinase kinase (MAPKK) family. Evidence suggests that mitotic phosphorylation is required for its catalytic activity. The encoded protein may be involved in the activation of lymphoid cells and support testicular functions, with a suggested role in the process of spermatogenesis. Overexpression of this gene has been implicated in tumorigenesis. Alternative splicing results in multiple transcript variants. [provided by RefSeq, Jul 2013]

Product images:



Western blot validation of overexpression lysate (Cat# [LY402693]) using anti-DDK antibody (Cat# [TA50011-100]). Left: Cell lysates from untransfected HEK293T cells; Right: Cell lysates from HEK293T cells transfected with RC203295 using transfection reagent MegaTran 2.0 (Cat# [TT210002]).



Coomassie blue staining of purified PBK protein (Cat# [TP303295]). The protein was produced from HEK293T cells transfected with PBK cDNA clone (Cat# RC203295) using MegaTran 2.0 (Cat# [TT210002]).