

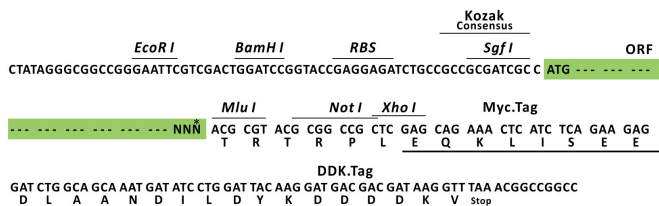
Product datasheet for RC203214L1

SQSTM1 (NM_003900) Human Tagged Lenti ORF Clone

Product data:

Product Type:	Expression Plasmids
Product Name:	SQSTM1 (NM_003900) Human Tagged Lenti ORF Clone
Tag:	Myc-DDK
Symbol:	SQSTM1
Synonyms:	A170; DMRV; FTDALS3; NADGP; OSIL; p60; p62; p62B; PDB3; ZIP3
Mammalian Cell Selection:	None
Vector:	pLenti-C-Myc-DDK (PS100064)
E. coli Selection:	Chloramphenicol (34 ug/mL)
ORF Nucleotide Sequence:	The ORF insert of this clone is exactly the same as(RC203214).
Restriction Sites:	SgfI-MluI
Cloning Scheme:	

Cloning sites used for ORF Shuttling:



* The last codon before the Stop codon of the ORF.

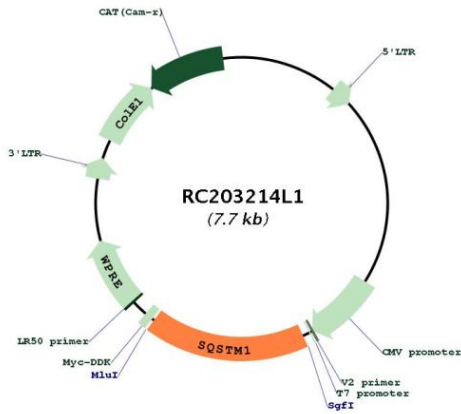
ACCN:	NM_003900
ORF Size:	1320 bp



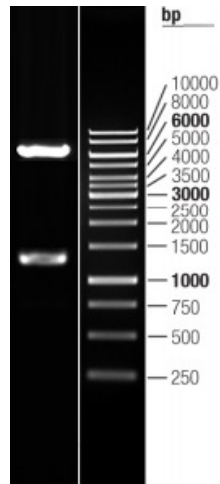
[View online »](#)

OTI Disclaimer:	The molecular sequence of this clone aligns with the gene accession number as a point of reference only. However, individual transcript sequences of the same gene can differ through naturally occurring variations (e.g. polymorphisms), each with its own valid existence. This clone is substantially in agreement with the reference, but a complete review of all prevailing variants is recommended prior to use. More info
OTI Annotation:	This clone was engineered to express the complete ORF with an expression tag. Expression varies depending on the nature of the gene.
Components:	The ORF clone is ion-exchange column purified and shipped in a 2D barcoded Matrix tube containing 10ug of transfection-ready, dried plasmid DNA (reconstitute with 100 ul of water).
Reconstitution Method:	<ol style="list-style-type: none">1. Centrifuge at 5,000xg for 5min.2. Carefully open the tube and add 100ul of sterile water to dissolve the DNA.3. Close the tube and incubate for 10 minutes at room temperature.4. Briefly vortex the tube and then do a quick spin (less than 5000xg) to concentrate the liquid at the bottom.5. Store the suspended plasmid at -20°C. The DNA is stable for at least one year from date of shipping when stored at -20°C.
RefSeq:	NM_003900.3
RefSeq Size:	2923 bp
RefSeq ORF:	1323 bp
Locus ID:	8878
UniProt ID:	Q13501
Cytogenetics:	5q35.3
Domains:	PB1, ZnF_ZZ, UBA
Protein Families:	Druggable Genome, Transcription Factors
MW:	47.7 kDa
Gene Summary:	This gene encodes a multifunctional protein that binds ubiquitin and regulates activation of the nuclear factor kappa-B (NF-κB) signaling pathway. The protein functions as a scaffolding/adaptor protein in concert with TNF receptor-associated factor 6 to mediate activation of NF-κB in response to upstream signals. Alternatively spliced transcript variants encoding either the same or different isoforms have been identified for this gene. Mutations in this gene result in sporadic and familial Paget disease of bone. [provided by RefSeq, Mar 2009]

Product images:



Circular map for RC203214L1



Double digestion of RC203214L1 using SgfI and MluI