

## Product datasheet for **RC203159**

### TRIP15 (COPS2) (NM\_004236) Human Tagged ORF Clone

#### Product data:

Product Type:	Expression Plasmids
Product Name:	TRIP15 (COPS2) (NM_004236) Human Tagged ORF Clone
Tag:	Myc-DDK
Symbol:	TRIP15
Synonyms:	ALIEN; CSN2; SGN2; TRIP15
Mammalian Cell Selection:	Neomycin
Vector:	pCMV6-Entry (PS100001)
E. coli Selection:	Kanamycin (25 ug/mL)



[View online »](#)

ORF Nucleotide  
Sequence:

>RC203159 ORF sequence  
Red=Cloning site Blue=ORF Green=Tags(s)

TTTTGTAATACGACTCACTATAGGGCGGCCGGAATTCGTCGACTGGATCCGGTACCGAGGAGATCTGCC  
GCCCGCATCGCC

ATGTCGTGACATGGAGGATGATTTTCATGTGCGATGATGAGGAGGACTACGACCTGGAATACTCTGAAGATA  
GTAACCTCCGAGCCAAATGTGGATTTGAAAAATCAGTACTATAATTCCAAAGCATTAAAAGAAGATGACCC  
AAAAGCGCATTAAAGCAGTTTCCAAAAGTTTTGGAACCTGAAGGTGAAAAAGGAGAATGGGGATTTAAA  
GCACTGAAACAAATGATTAAGATTAACCTCAAGTTGACAACTTTCCAGAAATGATGAATAGATATAAGC  
AGCTATTGACCTATATTCGGAGTGCAGTCACAAGAAATATTCTGAAAAATCCATTAATTCTATTCTTGA  
TTATATCTCTACTTCTAAACAGATGGATTTACTGCAGGAATTCTATGAAACAACACTGGAAGCTTTGAAA  
GATGCTAAGAATGATAGACTGTGGTTAAGACAAACACAAAGCTTGAAAAATTATTTTAGAACGAGAGG  
AATATGAAAAGCTTCAAAAAATTTACGCCAGTTACATCAGTCGTGCCAGACTGATGATGGAGAAGATGA  
TCTGAAAAAGGTACACAGTTATTAGAAATATATGCTTTGAAAAATCAAATGTACACAGCACAGAAAAAT  
AACAAAAAATTAAGCACTCTATGAACAGTCACTTCACATCAAGTCTGCCATCCCTCATCCACTGATTA  
TGGGAGTTATCAGAGAATGTGGTGGTAAAATGCACTTGAGGGAAGGTGAATTTGAAAAGGCACACACTGA  
TTTTTTTGAAGCCTTCAAGAATTATGATGAATCTGGAAGTCCAAGACGAACCACTTGCTTAAAAATTTTG  
GTCTTAGCAAATATGCTTATGAAATCGGGAATAAATCCATTTGACTCACAGGAGGCCAAGCCGTACAAAA  
ATGATCCAGAAATTTTAGCAATGACGAATTTAGTAAGTGCCTATCAGAATAATGACATCACTGAATTTGA  
AAAGATTCTAAAAACAAATCACAGCAACATCATGGATGATCCTTTCATAAGAGAACACATTGAAGAGCTT  
TTGCGAAAACATCAGAACAAGTGCCTATAAAATTAATTAAGCCTTACACAAGAATACATATTCCTTTTA  
TTTCTAAGGAGTTAAACATAGATGTAGCTGATGTGGAGAGCTTGCTGGTGCAGTGCATATTGGATAACAC  
TATTCATGGCCGAATTGATCAAGTCAACCAACTCCTTGAAGTGGATCATCAGAAGAGGGGTGGTGCACGA  
TATACTGCACTAGATAAATGGACCAACCAACTAATTCTCTCAACCAGGCTGTAGTCAGTAACTGGCT

ACGCGTACGCGGCCGCTCGAGCAGAACTCATCTCAGAAGAGGATCTGGCAGCAAATGATATCCTGGATT  
ACAAGGATGACGACGATAAGGTTTAA

## Protein Sequence:

>RC203159 protein sequence  
Red=Cloning site Green=Tags(s)

MSDMEDDFMCDDEEDYDLEYSSEDSNSEPNVDLENQYYNSKALKEDDPKAALSSFQKVLLEGEKGEWGFK  
ALKQMIKINFKLTNFPMMNRYKQLLTYIRSAVTRNYSEKSINSILDYISTSKQMDLLQEFYETTLEALK  
DAKNDRLWFKTNTKLGKLYLEREEYKQLQKILRQLHQSCQTDDGEDDLKKGTLLEIYALEIQMYTAQKN  
NKKLKALYEQSLHIKSAIPHPLIMGVIRECGKMHLREGEFEKAHTDFFEAFKNYDESGSPRRTTCLKYL  
VLANMLMKSGINPFDSQEAKPYKNDPEILAMTNLVSAYQNNIDITEFEKILKTNHNSIMDDPFIREHIEEL  
LRNIRTQVLIKLIKPYTRIHIPFISKELNIDVADVESLLVQCILDNTIHGRIDQVNQLLELDHQKRGGAR  
YTALDKWNTNQLNSLNQAVVSKLA

TRTRPLEQKLISEEDLAANDILDYKDDDDKV

## Chromatograms:

[https://cdn.origene.com/chromatograms/mk6054\\_f03.zip](https://cdn.origene.com/chromatograms/mk6054_f03.zip)

## Restriction Sites:

SgfI-MluI



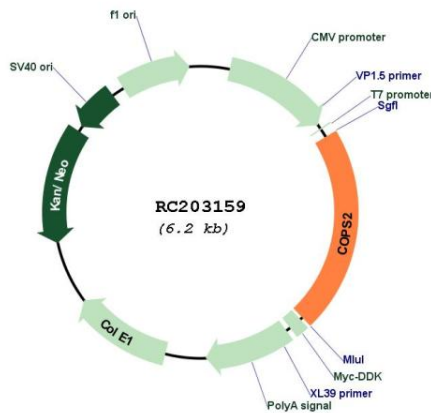
**Domains:** PCI

**Protein Families:** Druggable Genome, Transcription Factors

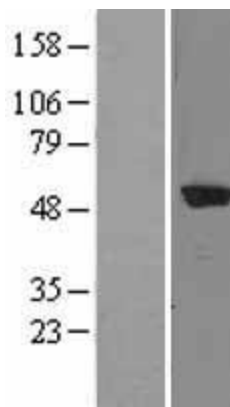
**MW:** 51.6 kDa

**Gene Summary:** Essential component of the COP9 signalosome complex (CSN), a complex involved in various cellular and developmental processes. The CSN complex is an essential regulator of the ubiquitin (Ubl) conjugation pathway by mediating the deneddylation of the cullin subunits of SCF-type E3 ligase complexes, leading to decrease the Ubl ligase activity of SCF-type complexes such as SCF, CSA or DDB2. The complex is also involved in phosphorylation of p53/TP53, c-jun/JUN, IκappaBα/NFKBIA, ITPK1 and IRF8/ICSBP, possibly via its association with CK2 and PKD kinases. CSN-dependent phosphorylation of TP53 and JUN promotes and protects degradation by the Ubl system, respectively. Involved in early stage of neuronal differentiation via its interaction with NIF3L1.[UniProtKB/Swiss-Prot Function]

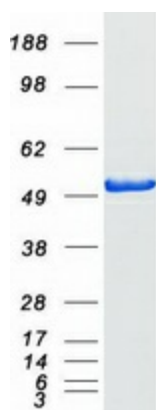
**Product images:**



Circular map for RC203159



Western blot validation of overexpression lysate (Cat# [LY401357]) using anti-DDK antibody (Cat# [TA50011-100]). Left: Cell lysates from untransfected HEK293T cells; Right: Cell lysates from HEK293T cells transfected with RC203159 using transfection reagent MegaTran 2.0 (Cat# [TT210002]).



Coomassie blue staining of purified COPS2 protein (Cat# [TP303159]). The protein was produced from HEK293T cells transfected with COPS2 cDNA clone (Cat# RC203159) using MegaTran 2.0 (Cat# [TT210002]).