

Product datasheet for **RC202844**

ST6GALNAC4 (NM_175039) Human Tagged ORF Clone

Product data:

Product Type:	Expression Plasmids
Product Name:	ST6GALNAC4 (NM_175039) Human Tagged ORF Clone
Tag:	Myc-DDK
Symbol:	ST6GALNAC4
Synonyms:	IV; SIAT3-C; SIAT3C; SIAT7-D; SIAT7D; ST6GalNAc; ST6GALNACIV
Mammalian Cell Selection:	Neomycin
Vector:	pCMV6-Entry (PS100001)
E. coli Selection:	Kanamycin (25 ug/mL)
ORF Nucleotide Sequence:	>RC202844 ORF sequence Red=Cloning site Blue=ORF Green=Tags(s)

TTTTGTAATACGACTCACTATAGGGCGCCGGGAATTCGTCGACTGGATCCGGTACCGAGGAGATCTGCC
GCC**CGCATCGCC**

ATGAAGGCTCCGGGTCGGCTCGTGCTCATCATCTGTGCTCCGTGGTCTTCTCTGCCGTCTACATCCTCC
TGTGCTGCTGGGCGGCCTGCCCTCTGCCTGGCCACCTGCCTGGACCACCACTTCCCCACAGGCTCCAG
GCCACTGTGCCGGGACCCCTGCACTTCAGTGGATATAGCAGTGTGCCAGATGGGAAGCCGCTGGTCCGC
GAGCCCTGCCGCAGCTGTGCCGTGGTGTCCAGCTCCGGCCAAATGCTGGGCTCAGGCCTGGGTGCTGAGA
TCGACAGTGCCGAGTGCCTGTTCCGCATGAACCAGGCGCCACCGTGGGCTTTGAGGCGGATGTGGGCCA
GCGCAGCACCTGCGTGTGCTCTCACACACAAGCGTGGCCTGCTGCTGCGCAACTATTCACACTACTTC
CAGAAGGCCCGAGACACGCTCTACATGGTGTGGGGCCAGGGCAGGCACATGGACCGGGTCTCGGCGGCC
GCACCTACCGCACGCTGCTGCAGCTCACAGGATGTACCCGGCCTGCAGGTGTACACCTTCACGGAGCG
CATGATGGCCTACTGCGACCAGATCTTCCAGGACGAGACGGGCAAGAACCGGAGGCAGTCCGGCTCCTTC
CTCAGCACCGGCTGGTTCACCATGATCCTCGCGCTGGAGCTGTGTGAGGAGATCGTGGTCTATGGGATGG
TCAGCGACAGCTACTGCAGGGAGAAGAGCCACCCCTCAGTGCCTTACCACTACTTTGAGAAGGGCCGGCT
AGATGAGTGTAGATGTACCTGGCACACGAGCAGGCGCCCCGAAGCGCCACCGCTTCATCACTGAGAAG
GCGGTCTTCTCCGCTGGGCCAAGAAGAGGCCATCGTGTTCGCCATCCGTCTGGAGGACTGAG

ACGCGTACGCGGCGCCTCGAGCAGAAACTCATCTCAGAAGAGGATCTGGCAGCAAATGATATCCTGGATT
ACAAGGATGACGACGATAAGGTTAA



[View online »](#)

Protein Sequence: >RC202844 protein sequence
 Red=Cloning site Green=Tags(s)

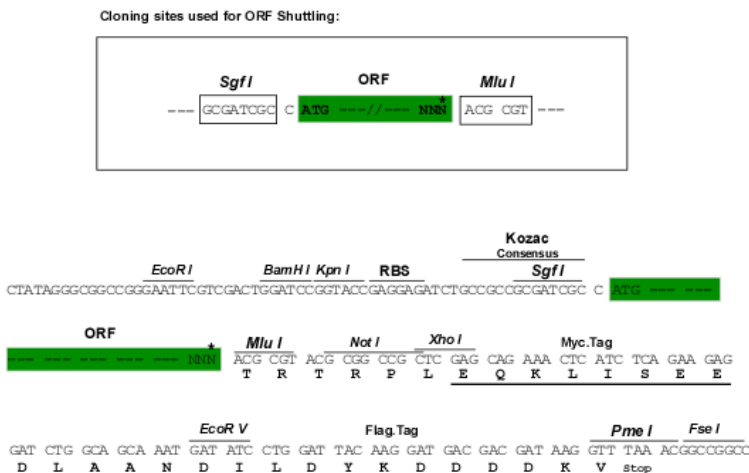
```
MKAPGRLVLIILCSVVFSVAVYILLCCWAGLPLCLATCLDHHFPTGSRPTVPGPLHFGYSSVDPDGKPLVR
EPCRSCAVVSSSQMLGSLGAEIDSAECVFRMNQAPTVGFEADVQRSTLRVVSHTSVPLLLRNYSHYF
QKARDTLYMVWQGQRHMDRVLLGGRTYRLLQLTRMYPGLQVYTFTERMMAYCDQIFQDETGNRRQSGSF
LSTGWFTMILALELCEEIVVYGMVSDSYCREKSHPSVPYHYFEKGRLEDCQMYLAHEQAPRSAHRFITEK
AVFSRWAKKRPIVFAHPSWRTE
```

TRTRPLEQKLISEEDLAANDILDYKDDDDKV

Chromatograms: https://cdn.origene.com/chromatograms/mk6429_c12.zip

Restriction Sites: SgfI-MluI

Cloning Scheme:



* The last codon before the Stop codon of the ORF

ACCN: NM_175039

ORF Size: 906 bp

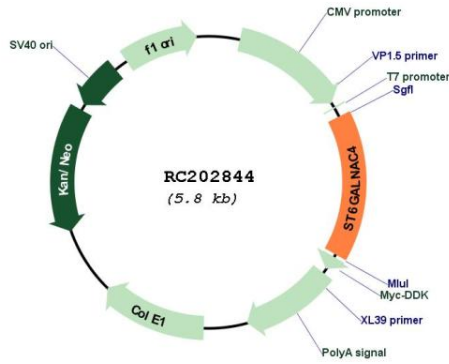
OTI Disclaimer: The molecular sequence of this clone aligns with the gene accession number as a point of reference only. However, individual transcript sequences of the same gene can differ through naturally occurring variations (e.g. polymorphisms), each with its own valid existence. This clone is substantially in agreement with the reference, but a complete review of all prevailing variants is recommended prior to use. [More info](#)

OTI Annotation: This clone was engineered to express the complete ORF with an expression tag. Expression varies depending on the nature of the gene.


Components: The ORF clone is ion-exchange column purified and shipped in a 2D barcoded Matrix tube containing 10ug of transfection-ready, dried plasmid DNA (reconstitute with 100 ul of water).

Reconstitution Method:	<ol style="list-style-type: none">1. Centrifuge at 5,000xg for 5min.2. Carefully open the tube and add 100ul of sterile water to dissolve the DNA.3. Close the tube and incubate for 10 minutes at room temperature.4. Briefly vortex the tube and then do a quick spin (less than 5000xg) to concentrate the liquid at the bottom.5. Store the suspended plasmid at -20°C. The DNA is stable for at least one year from date of shipping when stored at -20°C.
RefSeq:	NM_175039.4
RefSeq Size:	1717 bp
RefSeq ORF:	909 bp
Locus ID:	27090
UniProt ID:	Q9H4F1
Cytogenetics:	9q34.11
Protein Families:	Transmembrane
Protein Pathways:	Glycosphingolipid biosynthesis - ganglio series, Metabolic pathways
MW:	34.2 kDa
Gene Summary:	<p>The protein encoded by this gene is a type II membrane protein that catalyzes the transfer of sialic acid from CMP-sialic acid to galactose-containing substrates. The encoded protein prefers glycoproteins rather than glycolipids as substrates and shows restricted substrate specificity, utilizing only the trisaccharide sequence Neu5Ac-alpha-2,3-Gal-beta-1,3-GalNAc. In addition, it is involved in the synthesis of ganglioside GD1A from GM1B. The encoded protein is normally found in the Golgi apparatus but can be proteolytically processed to a soluble form. This protein is a member of glycosyltransferase family 29. Transcript variants encoding different isoforms have been found for this gene. [provided by RefSeq, Jul 2008]</p>

Product images:



Circular map for RC202844



Western blot validation of overexpression lysate (Cat# [LY406373]) using anti-DDK antibody (Cat# [TA50011-100]). Left: Cell lysates from untransfected HEK293T cells; Right: Cell lysates from HEK293T cells transfected with RC202844 using transfection reagent MegaTran 2.0 (Cat# [TT210002]).