

Product datasheet for **RC202831**

TRIM14 (NM_033219) Human Tagged ORF Clone

Product data:

Product Type:	Expression Plasmids
Product Name:	TRIM14 (NM_033219) Human Tagged ORF Clone
Tag:	Myc-DDK
Symbol:	TRIM14
Mammalian Cell Selection:	Neomycin
Vector:	pCMV6-Entry (PS100001)
E. coli Selection:	Kanamycin (25 ug/mL)
ORF Nucleotide Sequence:	>RC202831 representing NM_033219 Red=Cloning site Blue=ORF Green=Tags(s)

CTATAGGGCGGCCGGAATTCGTGCGACTGGATCCGGTACCGAGGAGATCTGCCGCCGCGATCGCC**GGCGC**
GCCC

ATGGCGGGCGCGGCGACCGGGAGCCGGACCCCTGGGAGGTCGGAGCTTGTGCGAGGGATGCGGCTGGCGCT
GCCCGGAGCATGGCGACCGCGTGGCTGAGCTCTTCTGTGCGCCGCTGCCGCCGCTGCGTGTGCGCGCTTTG
CCCGGTGCTGGGCGCGCACCGTGGCCACCCTGTGGGCTGGCGCTGGAGGCAGCGGTGCACGTGCAGAAA
CTCAGCCAAGAATGTTTAAAGCAGCTGGCAATCAAGAAGCAGCAGCACATTGACAACATAACCCAGATAG
AAGATGCCACCGAGAAGCTCAAGGCTAATGCAGAGTCAAGTAAAACCTGGCTGAAGGGGAAATTCAGTGA
ACTCAGATTACTACTTGACGAAGAGGAAGCGCTGGCCAAGAAATTCATTGATAAAAAACAGCAGCTTACC
CTCCAGGTGTACAGGAACAAGCTGACTCTTGACAGAGCAACTTGACATCATGAATGATCTCTCCAACA
GGGTCTGGAGTATCAGCCAGGAGCCGATCCTGTCCAGAGGCTTCAGGCATACACGGCCACCGAGCAGGA
GATGCAGCAGCAGATGAGCCTCGGGGAGCTGTGCCATCCCGTGGCCCTCTCCTTTGAGCCCGTCAAGAGC
TTCTTTAAGGGCCTCGTGAAGCCGTGGAGAGTACATTACAGACGCCATTGGACATTGCGCTTAAGGAAA
GCATAAAGTCCAGCTCTCAGACCCTTCCAGCACCAAGCCAGGTACCTTGTGAAAACAGCCCTCACC
AGAGCGATCGCTATTGCTGAAATACGCGCGCACGCCACGCTGGATCCTGACACGATGCACGCGCGCCTG
CGCCTGTCCGCCGATCGCCTGACGGTGCCTGCGGCTGCTGGCAGCCTGGGGCCCGTGGCCGTGCTGC
GGTTCGACGCGCTCTGGCAAGTGTGGCTGCTGACTGCTTCGCCACCGGCCGCGCCACTACTGGGAGTTGA
CGTGCAGGAGGCGGGCGCGGCTGGTGGGTGGGCGCGGCTACGCCTCCCTTCGGCGCGCGGGGCTCG
GCCGCCGCCGCTGGGCTGCAACCGCCAGTCTGGTGCCTCAAGCGCTACGACCTTGAGTACTGGGCT
TCCACGACGGCCAGCGCAGCCGCTGCGGCCCGCGCAGCAGCTCGACCGGCTCGGCGTCTTCTGGACTA
CGAGGCCGGCGTCTCGCCTTCTACGACGTGACGGGCGGATGAGCCACCTGCATACCTTCCGCGCCACG
TTCCAGGAGCCGCTTACCCGGCCCTGCGGCTCTGGGAGGGGGCCATCAGCATCCCCGGCTGCC

ACGCGTACGCGGCGGCTCGAGCAGAACTCATCTCAGAAGAGGATCTGGCAGCAAATGATATCCTGGATT
ACAAGGATGACGACGATAAGGTTTAA



[View online >](#)

Protein Sequence: >RC202831 representing NM_033219
Red=Cloning site Green=Tags(s)

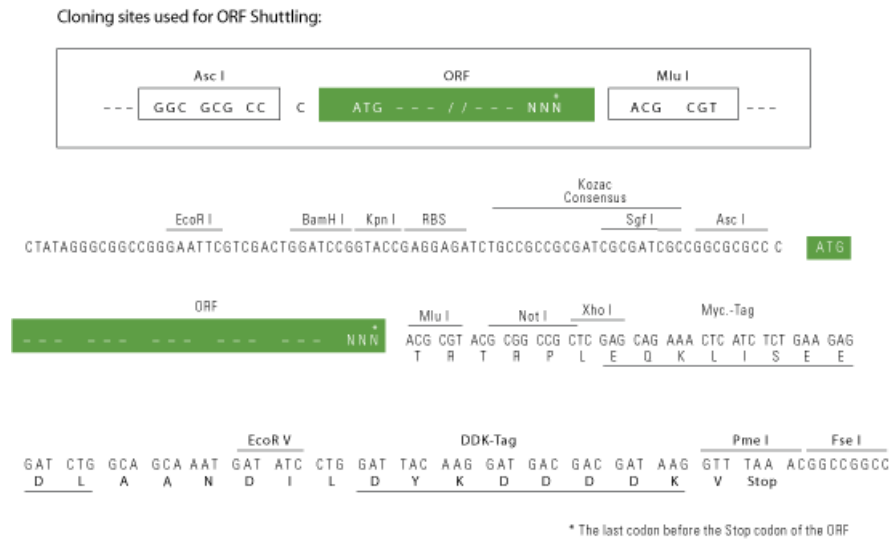
MAGAATGSRTPGRSELVEGCGWRCPEHGDRVAELFCRRCRRCVCALCPVLGAHRGHPVGLALEAAVHVQK
 LSQECLKQLAIKKQQHIDNITQIEDATEKLKANAESSKTLKGGKFTLRLLLDEEEALAKKFIDKNTQLT
 LQVYREQADSCREQLDIMNDLSNRVWSISQEPDPVQRLQAYTATEQEMQQQMSLGELCHPVPLSFEPVKS
 FFKGLVEAVESTLQTPDIRLKEINCLSDPSSTKPGTLLKTSPPERSLLLLKYARTPTLDPDTMHARL
 RLSADRLTVRCGLLGSLLGPVPLRFDALWQVLRDCAFATGRHYWEVDVQEAGAGWVGAAYASLRRRGAS
 AAARLGCNRQSWCLKRYDLEYWAFHDGQSRRLRPDDLRLGVFLDYEAGVLAFLYDVTGGMSHLHTFRAT
 FQEPLYPALRLWEGAISIPRLP

TRTRPLEQKLISEEDLAANDILDYKDDDDKV

Chromatograms: https://cdn.origene.com/chromatograms/mg3439_g03.zip

Restriction Sites: AscI-MluI

Cloning Scheme:



ACCN: NM_033219

ORF Size: 1326 bp

OTI Disclaimer: The molecular sequence of this clone aligns with the gene accession number as a point of reference only. However, individual transcript sequences of the same gene can differ through naturally occurring variations (e.g. polymorphisms), each with its own valid existence. This clone is substantially in agreement with the reference, but a complete review of all prevailing variants is recommended prior to use. [More info](#)

OTI Annotation: This clone was engineered to express the complete ORF with an expression tag. Expression varies depending on the nature of the gene.

Components: The ORF clone is ion-exchange column purified and shipped in a 2D barcoded Matrix tube containing 10ug of transfection-ready, dried plasmid DNA (reconstitute with 100 ul of water).

Reconstitution Method:

1. Centrifuge at 5,000xg for 5min.
2. Carefully open the tube and add 100ul of sterile water to dissolve the DNA.
3. Close the tube and incubate for 10 minutes at room temperature.
4. Briefly vortex the tube and then do a quick spin (less than 5000xg) to concentrate the liquid at the bottom.
5. Store the suspended plasmid at -20°C. The DNA is stable for at least one year from date of shipping when stored at -20°C.

RefSeq: [NM_033219.3](#)

RefSeq Size: 1479 bp

RefSeq ORF: 1329 bp

Locus ID: 9830

UniProt ID: [Q14142](#)

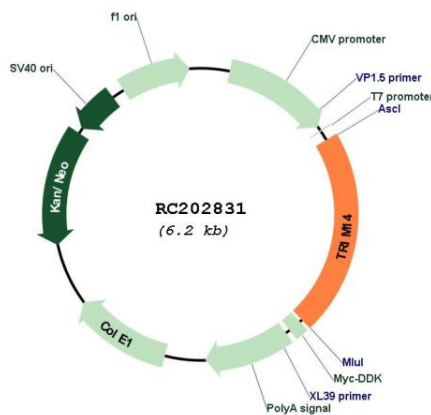
Cytogenetics: 9q22.33

Protein Families: Druggable Genome

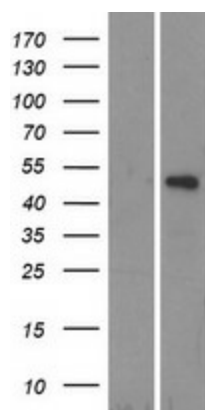
MW: 49.6 kDa

Gene Summary: The protein encoded by this gene is a member of the tripartite motif (TRIM) family. The TRIM motif includes three zinc-binding domains, a RING, a B-box type 1 and a B-box type 2, and a coiled-coil region. The protein localizes to cytoplasmic bodies and its function has not been determined. Alternative splicing results in multiple transcript variants. [provided by RefSeq, Mar 2010]

Product images:



Circular map for RC202831



Western blot validation of overexpression lysate (Cat# [LY415001]) using anti-DDK antibody (Cat# [TA50011-100]). Left: Cell lysates from untransfected HEK293T cells; Right: Cell lysates from HEK293T cells transfected with [RC214697] using transfection reagent MegaTran 2.0 (Cat# [TT210002]).