

## Product datasheet for **RC202604**

### PHF15 (JADE2) (NM\_015288) Human Tagged ORF Clone

#### Product data:

Product Type:	Expression Plasmids
Product Name:	PHF15 (JADE2) (NM_015288) Human Tagged ORF Clone
Tag:	Myc-DDK
Symbol:	PHF15
Synonyms:	JADE-2; PHF15
Mammalian Cell Selection:	Neomycin
Vector:	pCMV6-Entry (PS100001)
E. coli Selection:	Kanamycin (25 ug/mL)



[View online »](#)

ORF Nucleotide  
Sequence:

>RC202604 ORF sequence  
Red=Cloning site Blue=ORF Green=Tags(s)

TTTTGTAATACGACTCACTATAGGGCGGCCGGGAATTCGTCGACTGGATCCGGTACCGAGGAGATCTGCC  
GCC**CGGATCGCC**

ATGGAAGAGAAGAGGCGAAAATACTCCATCAGCAGTGACAACCTCTGACACCACTGACAGTCATGCGACAT  
CTACATCCGCATCAAGATGCTCCAACTGCCAGCAGCACAAGTCGGGCTGGCCCCGACAGAACGAAAA  
GAAGCCCTCCGAGTTTTCCGGACAGACTTGATCACAGCCATGAAGATCCCGGACTCATACCAGCTCAGC  
CCGGATGACTACTACATCCTGGCAGACCCATGGCGACAGGAATGGGAGAAAGGTGTGAGGTGCCTGCCG  
GGGCAGAGGCCATCCCAGAGCCCGTGGTGAGGATCCTCCACCACTGGAAGGCCCCCTGCCAGGCATC  
CCCAGCAGCACCATGCTTGGTGAGGGCTCCCAGCCTGATTGGCCAGGGGGCAGCCGCTATGACTTGGAC  
GAGATTGATGCCTACTGGCTGGAGCTCATCAACTCGGAGCTTAAGGAGATGGAGAGGCCGGAGCTGGACG  
AGCTGACATTAGAGCGTGTGCTGGAGGAGCTGGAGACCCTGTGCCACCAGAATATGGCCAGGGCCATTGA  
GACGCAGGAGGGGCTGGGCATCGAGTACGACGAGGATGTTGTCTGCGACGTGTGCTGCTCCTGAGGGC  
GAGGATGGCAACGAGATGGTCTTCTGTGACAAGTGCAACGTCTGTGTGCATCAGGATGCTACGGGATCC  
TCAAGGTGCCACGGGCAGCTGGCTGTGCCGACGTGTGCCCTGGGTGTCCAGCCAAAGTGCCTGCTCTG  
CCCCAAGCGAGGAGGAGCCTTGAAGCCACTAGAAGTGGGACCAAGTGGGTGCATGTGCTGCTGTCCTA  
TGGATTCTGAGGTGACGATCGGCTGCCAGAGAAGATGGAGCCCATCACCAAGATCTCGCATATCCCAG  
CCAGCCGCTGGGCTCTGTCTGCAGCCTCTGCAAGGAATGCACAGGCACCTGCATCCAGTGTTCATGCC  
TTCCTGCGTCACAGCGTTCATGTACATGCGCCTTTGACCACGGCTGGAAATGCGGACTATATTAGCA  
GACAACGATGAGGTCAAGTTCAGTCACTTCTGCCAGGAGCACAGTGACGGGGGCCACGTAATGAGCCCA  
CATCTGAGCCACGGAACCCAGCCAGGCTGGCGAGGACCTGGAAGGTGACCCCTGCGCAAGCAGCGGCT  
GCAGCAGCTAGAGGAGGACTTCTACGAGCTGGTGGAGCCGGCTGAGGTGGCTGAGCGGCTGGACCTGGCT  
GAGGCACTGGTCTGACTTCACTACCAGTACTGGAAGCTGAAGAGGAAAGCCAATGCCAACCGCCGCTGC  
TGACCCCCAAGACCGACGAGGTGGACAACCTGGCCAGCAGGAGCAGGACGTCCTTACCGCCGCTGAA  
GCTCTTACCCATCTGCGGCAGGACCTAGAGAGGGTTAGAAATCTGTGCTACATGGTGACAAGGCGCGAG  
AGAACGAAACACGCCATCTGCAAACTCCAGGAGCAGATATTCCACCTGCAGATGAACTTATTGAACAGG  
ATCTGTGTCGAGCAGGCTGTCCACCTCATTCCCATCGATGGCACCTTCTTCAACAGCTGGCTGGCACA  
GTCGGTGCAGATCACAGCAGAGAACATGGCCATGAGCGAGTGGCCACTGAACAATGGGCACCGCGAGGAC  
CCTGCTCCAGGGCTGCTGTCAGAGGAATGCTGCAGGACGAGGAGACTGCTCAGCTTTCATGCGGGACC  
CCTCGCTGCGACCTGGTACCCTGCTAGGAAGGCCCGAGGCCGCACCCGCTGCCTGCCAAGAAGAAACC  
ACCACCACCACCACCGCAGGACGGGCTGGTTCACGGACGACTCCAGACAAGGCCCCCAAGAAGACCTGG  
GGCCAGGATGCAGGCAGTGGCAAGGGGGGTCAAGGGCCACCTACCAGGAAGCCACCACGTCGGACATCTT  
CTCACTTGCCGTCCAGCCCTGCAGCCGGGGACTGTCCATCCTAGCCACCCCTGAAAGCCCCCGCCACT  
GGCCCCCTGAGACCCCGGACGAGGACGCTCAGTAGCTGCTGACTCAGATGTCCAAGTGCCTGGCCCTGCA  
GCAAGCCCTAAGCCTTTGGGCCGGCTCCGGCCACCCCGGAGAGCAAGGTAACCCGGAGATTGCCGGGTG  
CCAGGCCCTGATGCTGGGATGGGACCACCTTCACTGTGGCTGAGAGGCCCAAGGTGAGCCTGCATTTTGA  
CACTGAGACTGATGGCTACTTCTCTGATGGGAGATGAGCGACTCAGATGTAGAGGCCGAGGACCGTGGG  
GTGCAGCGGGGTCCCCGGGAGGCAGGGGCAGAGGAGTGGTCCGCATGGGCGTACTGGCCTCC

**ACGCGT**ACGCGGCCGCTCGAGCAGAACTCATCTCAGAAGAGGATCTGGCAGCAAATGATATCCTGGATT  
ACAAGGATGACGACGATAAGGTTTAA

**Protein Sequence:** >RC202604 protein sequence  
Red=Cloning site Green=Tags(s)

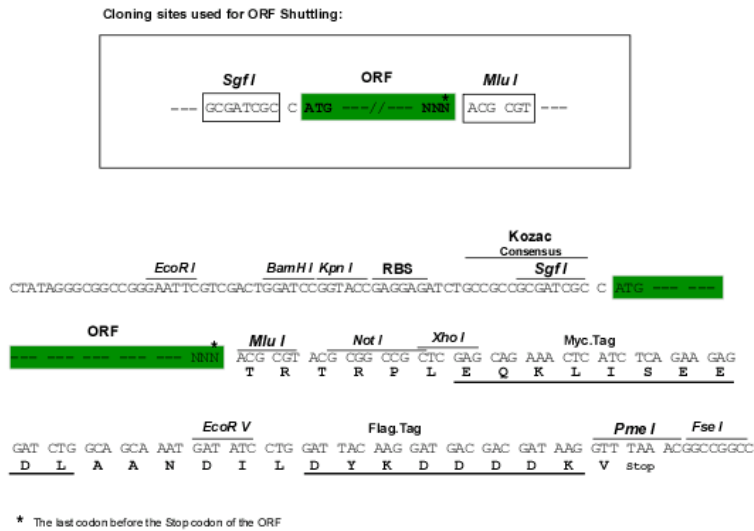
MEEKRRKYSISSDNSDTTDSHATSTASRCSKLPSTKSGWPRQNEKPPSEVFRTDLITAMKIPDSYQLS  
PDDYYILADPWRQEWKGVQVPAGAEAIPEPVVRI LPPLEGPPAQASPSSTMLGEGSQPDWPGGSRDLD  
EIDAYWLEL INSELKEMERPELDELTLERVLEELETLCHQNMARAIETQEGLGIEYDEDVCDVCRSPEG  
EDGNEMVFCDKCNVCHQACYGILKVPTGSWLCRTCALGVQPKLLCPKRGGALKPTRSGTKWVHVSCAL  
WIPEVSI GCPKMEPITKISHIPASRWALSCSLCKECTGTICQCSMPSCVTA FHVTCAFDHGLEMR TILA  
DNDEVKFKSFCQEHS DGGPRNEPTSEPTESQAGEDLEKVTLRKQRLQQLEEDFYELVEPAEVAERL DLA  
EALVDFIYQYWKLKRKANANQPLLTPKTDEVDNLAQQEQDVL YRRLKLFTHLRQDLERVRNL CYMVTRRE  
RTKHAICKLQEQIFHLQMKLIEQDLCRAGLSTSFPI DGTFFNSWLAQSVQITAENMAMSEWPLNNGHRED  
PAPGLLSEELLQDEETLLSFMRDPSLRPGDPARKARGRTRLP AKKKPPPPPPQDGPGRSTTPDKAPKKTW  
GQDAGSGGGQGPTRKPPRRTSSHLPSSPAAGDCPILATPESPPLAPETPDEAASVAADSDVQVGP  
ASP KPLGRLRPPRESKVTRRLPGARPDAGMGPPSAVAERPKVSLHFDTE TDGYFSDGEMSDSDVEAEDGG  
VQRGPREAGAEVVRMGVLAS

TRTRPLEQKLI SEEDLAANDILDYKDDDDKV

**Chromatograms:** [https://cdn.origene.com/chromatograms/mk6565\\_f02.zip](https://cdn.origene.com/chromatograms/mk6565_f02.zip)

**Restriction Sites:** Sgfl-Mlul

Cloning Scheme:



ACCN: NM\_015288

ORF Size: 2373 bp

OTI Disclaimer: The molecular sequence of this clone aligns with the gene accession number as a point of reference only. However, individual transcript sequences of the same gene can differ through naturally occurring variations (e.g. polymorphisms), each with its own valid existence. This clone is substantially in agreement with the reference, but a complete review of all prevailing variants is recommended prior to use. [More info](#)

OTI Annotation: This clone was engineered to express the complete ORF with an expression tag. Expression varies depending on the nature of the gene.

Components: The ORF clone is ion-exchange column purified and shipped in a 2D barcoded Matrix tube containing 10ug of transfection-ready, dried plasmid DNA (reconstitute with 100 ul of water).

**Reconstitution Method:**

1. Centrifuge at 5,000xg for 5min.
2. Carefully open the tube and add 100ul of sterile water to dissolve the DNA.
3. Close the tube and incubate for 10 minutes at room temperature.
4. Briefly vortex the tube and then do a quick spin (less than 5000xg) to concentrate the liquid at the bottom.
5. Store the suspended plasmid at -20°C. The DNA is stable for at least one year from date of shipping when stored at -20°C.

**RefSeq:** [NM\\_015288.3](#)

**RefSeq Size:** 6478 bp

**RefSeq ORF:** 2373 bp

**Locus ID:** 23338

**UniProt ID:** [Q9NQC1](#)

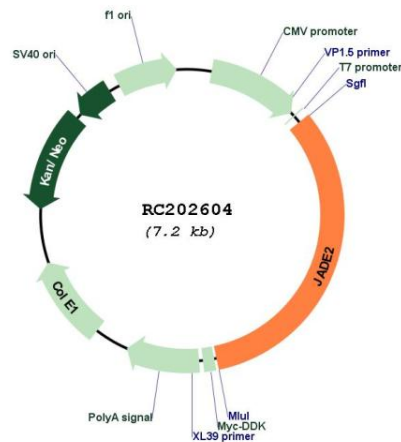
**Cytogenetics:** 5q31.1

**Protein Families:** Druggable Genome, Transcription Factors

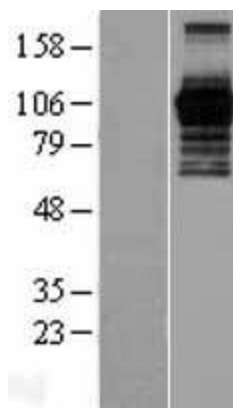
**MW:** 87.5 kDa

**Gene Summary:** Component of the HBO1 complex which has a histone H4-specific acetyltransferase activity, a reduced activity toward histone H3 and is responsible for the bulk of histone H4 acetylation in vivo (PubMed:16387653). Acts as a E3 ubiquitin-protein ligase mediating the ubiquitination and subsequent proteasomal degradation of target protein histone demethylase KDM1A (PubMed:25018020). Also acts as a ubiquitin ligase E3 toward itself. Positive regulator of neurogenesis (By similarity).[UniProtKB/Swiss-Prot Function]

## Product images:



Circular map for RC202604



Western blot validation of overexpression lysate (Cat# [LY414674]) using anti-DDK antibody (Cat# [TA50011-100]). Left: Cell lysates from untransfected HEK293T cells; Right: Cell lysates from HEK293T cells transfected with RC202604 using transfection reagent MegaTran 2.0 (Cat# [TT210002]).