

Product datasheet for **RC202580**

URP2 (FERMT3) (NM_031471) Human Tagged ORF Clone

Product data:

Product Type:	Expression Plasmids
Product Name:	URP2 (FERMT3) (NM_031471) Human Tagged ORF Clone
Tag:	Myc-DDK
Symbol:	URP2
Synonyms:	KIND3; MIG-2; MIG2B; UNC112C; URP2; URP2SF
Mammalian Cell Selection:	Neomycin
Vector:	pCMV6-Entry (PS100001)
E. coli Selection:	Kanamycin (25 ug/mL)



[View online »](#)

ORF Nucleotide
Sequence:

>RC202580 ORF sequence
Red=Cloning site Blue=ORF Green=Tags(s)

TTTTGTAATACGACTCACTATAGGGCGGCCGGGAATTCGTCGACTGGATCCGGTACCGAGGAGATCTGCC
GCCCGCATCGCC

ATGGCGGGGATGAAGACAGCCTCCGGGGACTACATCGACTCGTCATGGGAGCTGCGGGTGTTTGTGGGAG
 AGGAGGCCAGAGGCCGAGTCGGTCACCTGCGGGTCACTGGGAGTCGCACATCGCGGGGTGCTCCT
 GAAGATTGTGGAGCAGATCAATCGCAAGCAGGACTGGTCAGACCATGCTATTTGGTGGGAACAGAAGAGG
 CAGTGGCTGCTGCAGACCACTGGACACTGGACAAGTACGGGATCCTGGCCGACGCACGCCTCTTCTTTG
 GGCCCCAGCACCGGCCGTCATCCTTCGGTTGCCAACCGCCGCGCACTGCGCTCCGTGCCAGCTTCTC
 CCAGCCCCCTTCCAGGCTGTGGCTGCCATCTGCCGCCTCCTCAGCATCCGGCACCCCGAGGAGCTGTCC
 CTGCTCCGGGCTCCTGAGAAGAAGGAGAAGAAGAAGAAGAGAAGGAGCCAGAGGAAGAGCTCTATGACT
 TGAGCAAGGTTGCTTGGCTGGGGGCTGGCACCTGCACTGTTCCGGGGGATGCCAGCTCACTTCTCGGA
 CAGCGCCAGACTGAGGCTGCTACCACATGCTGAGCCGGCCCCAGCCGCCACCCGACCCCTCCTGCTC
 CAGCGTCTGCCACGGCCAGCTCCTGTGAGACAAGACCCAGCTCCACAGCAGGTGGCTGGACTCGTCGC
 GGTGTCTCATGCAGCAGGCATCAAGGCTGGGGACGCACTCTGGCTGCGCTTCAAGTACTACAGTTCTT
 CGATTTGGATCCCAAGACAGACCCCGTGC GGCTGACACAGCTGTATGAGCAGGCCCGGTGGGACCTGCTG
 CTGGAGGAGATTGACTGCACCGAGGAGGAGATGATGGTGTTCGCCCCCTGCAGTACCACATCAACAAGC
 TGTCCCAGAGCGGGGAGGTGGGGGAGCCGGCTGGCACAGACCCAGGGCTGGACGACTGGATGTGGCCCT
 GAGCAACCTGGAGGTGAAGCTGGAGGGTGGCGCCACAGATGTGCTGGACAGCCTCACCACATCCCA
 GAGCTCAAGGACCATCTCGAATCTTTCGGCCCCGGAAGCTGACCCTGAAGGGCTACGCCAACACTGGG
 TGGTGTTC AAGGAGACCACACTGTCTACTACAAGAGCCAGGACGAGGCCCTGGGGACCCCATTCAGCA
 GCTCAACCTCAAGGGCTGTGAGGTGGTCCCGATGTTAACGTCTCCGGCCAGAAGTTCTGCATTA AACTC
 CTAGTGCCTCCCTGAGGGCATGAGTGAGATCTACCTGCGGTGCCAGGATGAGCAGCAGTATGCCCGCT
 GGATGGCTGGCTGCCGCCTGGCCTCCAAAGGCCGACCATGGCCGACAGCAGCTACACCAGCGAGGTGCA
 GGCCATCCTGGCCTTCTCAGCCTGCAGCGCACGGGAGTGGGGGCCGGGAACCAACCCACGGCCCT
 GATGCCTCTGCCGAGGGCTCAACCCCTACGGCCTCGTTGCCCCCGTTTCCAGCGAAAGTTCAAGGCCA
 AGCAGCTACCCACGGATCCTGGAAGCCACCAGAATGTGGCCAGTTGTCGCTGGCAGAGGCCAGCT
 GCGCTTATCCAGGCTGGCAGTCCCTGCCGACTTCGGCATCTCCTATGTCATGGTCAGGTTCAAGGGC
 AGCAGGAAAGACGAGATCCTGGGCATCGCCAACAACCGACTGATCCGCATCGACTTGGCCGTGGGCGACG
 TGGTCAAGACCTGGCGTTTCAGCAACATGCGCCAGTGGAATGTCAACTGGGACATCCGGCAGGTGGCCAT
 CGAGTTTGATGAACACATCAATGTGGCCTTCAGCTGCGTGTCTGCCAGCTGCCGAATTGTACACGAGTAT
 ATCGGGGGCTACATTTTCTGTGACGCGGGGAGCGGGCCCGTGGGGAGGAGCTGGATGAAGACCTTTCC
 TGCAGCTACCGGGGCCATGAGGCCTT

ACGCGTACGCGGGCCGCTCGAGCAGAACTCATCTCAGAAGAGGATCTGGCAGCAATGATATCCTGGATT
 ACAAGGATGACGACGATAAGGTTTAA

Protein Sequence: >RC202580 protein sequence
Red=Cloning site Green=Tags(s)

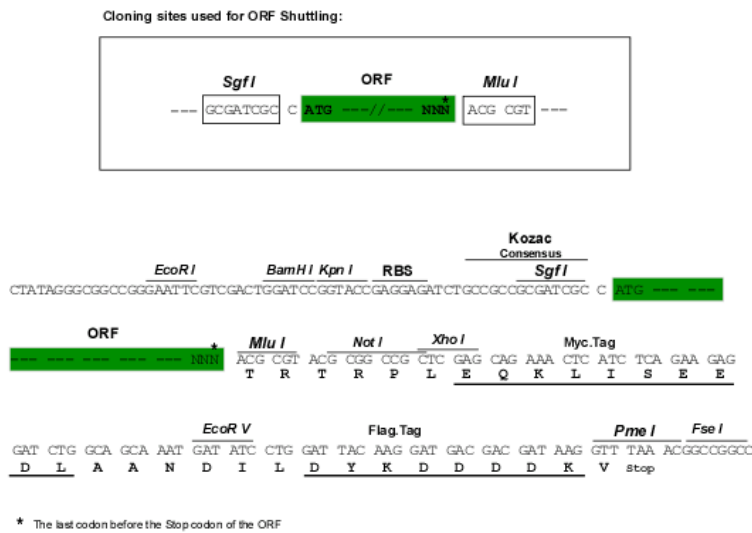
MAGMKTASGDYIDSSWELRVFVGEEDPEAESVTLRVTGESHIGGVLLKIVEQINRKQDWSDHAIWWEQKR
 QWLLQTHWTLDKYGILADARLFFGPQHRPVILRLPNRRALRLRASFSQPLFQAVAAICRLLSIRHPEELS
 LLRAPEKKEKKKKEPEEELYDL SKVVLGGVAPALFRGMPAHFSDSAQTEACYHMLSRPQPPDPLLL
 QRLPRPSSLSDKTQLHSRWLDSSRCLMQQGIKAGDALWLRFKYYSFFDLDPKTDVPVRLTQLYEQARWLL
 LEEIDCTEEEMVFAALQYHINKLSQSGEVGEPAGTDPGLDDLVALSNLEVKLEGSAPTVDLSLTTIP
 ELKDHLRIFRPRKLTCLKGYRQHWVVKETLSYYKSQDEAPGDPQQNLKGCVEVVPDVNVSGQKFCIKL
 LVPSPGEMSEIYLRQDEQQYARWMAGCRLASKGRMADSSYTSEVQAILAFLSLQRTGSGGPGNHPHGP
 DASAENLPYGLVAPRFQRKFKAKQLTPRILEAHQNVAVLSLAEQALRFIQAWQSLPDFGISYVMVRFKG
 SRKDEILGIANNRLIRIDLAVGDVVKTRWFSNMRQWNVNWDIRQVAIEFDEHINVAFCVSVASCRIVHEY
 IGGYIFLSTRERARGEELDEDLFLQLTGGHEAF

TRTRPLEQKLISEEDLANDILDYKDDDDKV

Chromatograms: https://cdn.origene.com/chromatograms/mk6150_f05.zip

Restriction Sites: SgfI-MluI

Cloning Scheme:



ACCN: NM_031471

ORF Size: 1989 bp

OTI Disclaimer: The molecular sequence of this clone aligns with the gene accession number as a point of reference only. However, individual transcript sequences of the same gene can differ through naturally occurring variations (e.g. polymorphisms), each with its own valid existence. This clone is substantially in agreement with the reference, but a complete review of all prevailing variants is recommended prior to use. [More info](#)

OTI Annotation: This clone was engineered to express the complete ORF with an expression tag. Expression varies depending on the nature of the gene.

Components: The ORF clone is ion-exchange column purified and shipped in a 2D barcoded Matrix tube containing 10ug of transfection-ready, dried plasmid DNA (reconstitute with 100 ul of water).

Reconstitution Method:

1. Centrifuge at 5,000xg for 5min.
2. Carefully open the tube and add 100ul of sterile water to dissolve the DNA.
3. Close the tube and incubate for 10 minutes at room temperature.
4. Briefly vortex the tube and then do a quick spin (less than 5000xg) to concentrate the liquid at the bottom.
5. Store the suspended plasmid at -20°C. The DNA is stable for at least one year from date of shipping when stored at -20°C.

Note: Plasmids are not sterile. For experiments where strict sterility is required, filtration with 0.22um filter is required.

RefSeq: [NM_031471.6](#)

RefSeq Size: 2558 bp

RefSeq ORF: 1992 bp

Locus ID: 83706

UniProt ID: [Q86UX7](#)

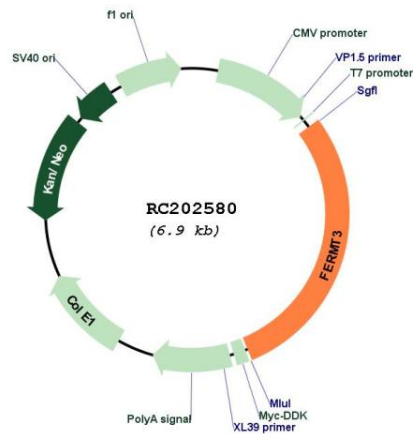
Cytogenetics: 11q13.1

Domains: B41, PH

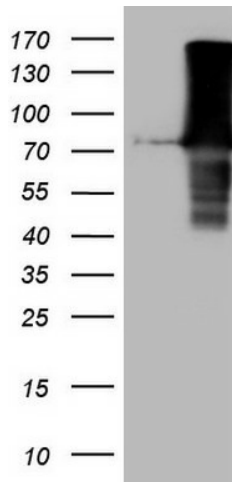
MW: 75.4 kDa

Gene Summary: Kindlins are a small family of proteins that mediate protein-protein interactions involved in integrin activation and thereby have a role in cell adhesion, migration, differentiation, and proliferation. The protein encoded by this gene has a key role in the regulation of hemostasis and thrombosis. This protein may also help maintain the membrane skeleton of erythrocytes. Mutations in this gene cause the autosomal recessive leukocyte adhesion deficiency syndrome-III (LAD-III). Alternative splicing results in multiple transcript variants encoding distinct isoforms. [provided by RefSeq, Jan 2010]

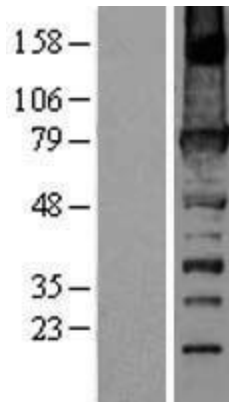
Product images:




Circular map for RC202580



HEK293T cells were transfected with the pCMV6-ENTRY control (Cat# [PS100001], Left lane) or pCMV6-ENTRY FERMT3 (Cat# RC202580, Right lane) cDNA for 48 hrs and lysed. Equivalent amounts of cell lysates (5 ug per lane) were separated by SDS-PAGE and immunoblotted with anti-FERMT3 (Cat# [TA807994])(1:2000). Positive lysates [LY403121] (100ug) and [LC403121] (20ug) can be purchased separately from OriGene.



Western blot validation of overexpression lysate (Cat# [LY403121]) using anti-DDK antibody (Cat# [TA50011-100]). Left: Cell lysates from untransfected HEK293T cells; Right: Cell lysates from HEK293T cells transfected with RC202580 using transfection reagent MegaTran 2.0 (Cat# [TT210002]).



Coomassie blue staining of purified FERMT3 protein (Cat# [TP302580]). The protein was produced from HEK293T cells transfected with FERMT3 cDNA clone (Cat# RC202580) using MegaTran 2.0 (Cat# [TT210002]).