OriGene Technologies, Inc.
9620 Medical Center Drive, Ste 200
Rockville, MD 20850, US
Phone: +1-888-267-4436
https://www.origene.com
techsupport@origene.com
EU: info-de@origene.com
CN: techsupport@origene.cn

Product datasheet for RC202574

NDFIP1 (NM_030571) Human Tagged ORF Clone

Product data:

Product Type:	Expression Plasmids
Product Name:	NDFIP1 (NM_030571) Human Tagged ORF Clone
Tag:	Myc-DDK
Symbol:	NDFIP1
Synonyms:	N4WBP5
Mammalian Cell Selection:	Neomycin
Vector:	pCMV6-Entry (PS100001)
E. coli Selection:	Kanamycin (25 ug/mL)

ORF Nucleotide Sequence:

```
>RC202574 ORF sequence
Red=Cloning site Blue=ORF Green=Tags(s)

TTTTGTAATACGACTCACTATAGGGCGGCCGGGAATTCGTCGACTGGATCCGGTACCGAGGAGATCTGCC
GCCGCGATCGCC

ATGGCGTTGGCGTTGGCGGCGCTGGCGGCGGTCGAGCCGGCCTGCGGCAGCCGGTACCAGCAGTTGCAGA
ATGAAGAAGAGTCTGGAGAACCTGAACAGGCTGCAGGTGATGCTCCTCCACCTTACAGCAGCATTTCTGC
AGAGAGCGCAGCATATTTTGACTACAAGGATGAGTCTGGGTTTCCAAAGCCCCCATCTTACAATGTAGCT
ACAACACTGCCCAGTTATGATGAAGCGGAGAGGACCAAGGCTGAAGCTACTATCCCTTTGGTTCCTGGGA
GAGATGAGGATTTTGTGGGTCGGGATGATTTTGATGATGCTGACCAGCTGAGGATAGGAAATGATGGGAT
TTTCATGTTAACTTTTTTCATGGCATTCCTCTTTAACTGGATTGGGTTTTTCCTGTCTTTTTGCCTGACC
ACTTCAGCTGCAGGAAGGTATGGGGCCATTTCAGGATTTGGTCTCTCTCTAATTAAATGGATCCTGATTG
TCAGGTTTTCCACCTATTTCCCTGGATATTTTGATGGTCAGTACTGGCTCTGGTGGGTGTTCCTTGTTTT
AGGCTTTCTCCTGTTTCTCAGAGGATTTATCAATTATGCAAAAGTTCGGAAGATGCCAGAAACTTTCTCA
AATCTCCCCAGGACCAGAGTTCTCTTTATTTAT

ACGCGTACGCGGCCGCTCGAGCAGAAACTCATCTCAGAAGAGGATCTGGCAGCAAATGATATCCTGGATT
ACAAGGATGACGACGATAAGGTTTAA
```

This product is to be used for laboratory only. Not for diagnostic or therapeutic use.
©2024 OriGene Technologies, Inc., 9620 Medical Center Drive, Ste 200, Rockville, MD 20850, US

View online »

Protein Sequence:

```
>RC202574 protein sequence
Red=Cloning site Green=Tags(s)

MALALAALAAVEPACGSRYQQLQNEEESGEPEQAAGDAPPPYSSISAESAAYFDYKDESGFPKPPSYNVA
TTLPSYDEAERTKAEATIPLVPGRDEDFVGRDDFDDADQLRIGNDGIFMLTFFMAFLFNWIGFFLSFCLT
TSAAGRYGAISGFGLSLIKWILIVRFSTYFPGYFDGQYWLWWVFLVLGFLLFLRGFINYAKVRKMPETFS
NLPRTRVLFIY

TRTRPLEQKLISEEDLAANDILDYKDDDDKV
```

Chromatograms: https://cdn.origene.com/chromatograms/mk6233_g03.zip

Restriction Sites: SgfI-MluI

Cloning Scheme:

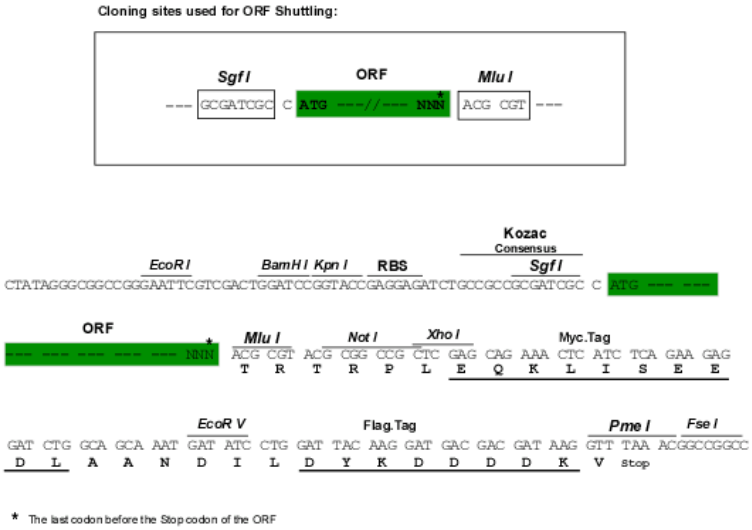

ACCN: NM_030571

ORF Size: 663 bp

OTI Disclaimer: The molecular sequence of this clone aligns with the gene accession number as a point of reference only. However, individual transcript sequences of the same gene can differ through naturally occurring variations (e.g. polymorphisms), each with its own valid existence. This clone is substantially in agreement with the reference, but a complete review of all prevailing variants is recommended prior to use. More info

OTI Annotation: This clone was engineered to express the complete ORF with an expression tag. Expression varies depending on the nature of the gene.

Components: The ORF clone is ion-exchange column purified and shipped in a 2D barcoded Matrix tube containing 10ug of transfection-ready, dried plasmid DNA (reconstitute with 100 ul of water).

This product is to be used for laboratory only. Not for diagnostic or therapeutic use.
©2024 OriGene Technologies, Inc., 9620 Medical Center Drive, Ste 200, Rockville, MD 20850, US

Reconstitution Method:	1. Centrifuge at 5,000xg for 5min. 2. Carefully open the tube and add 100ul of sterile water to dissolve the DNA. 3. Close the tube and incubate for 10 minutes at room temperature. 4. Briefly vortex the tube and then do a quick spin (less than 5000xg) to concentrate the liquid at the bottom. 5. Store the suspended plasmid at -20°C. The DNA is stable for at least one year from date of shipping when stored at -20°C.
Note:	Plasmids are not sterile. For experiments where strict sterility is required, filtration with 0.22um filter is required.
RefSeq:	NM_030571.4
RefSeq Size:	3599 bp
RefSeq ORF:	666 bp
Locus ID:	80762
UniProt ID:	Q9BT67
Cytogenetics:	5q31.3
Protein Families:	Transmembrane
MW:	24.9 kDa
Gene Summary:	The protein encoded by this gene belongs to a small group of evolutionarily conserved proteins with three transmembrane domains. It is a potential target for ubiquitination by the Nedd4 family of proteins. This protein is thought to be part of a family of integral Golgi membrane proteins. [provided by RefSeq, Jul 2008]

Product images:

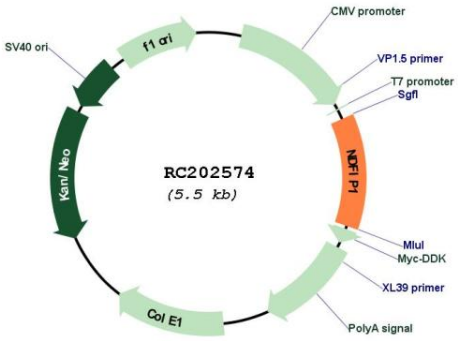

Circular map for RC202574

This product is to be used for laboratory only. Not for diagnostic or therapeutic use.
©2024 OriGene Technologies, Inc., 9620 Medical Center Drive, Ste 200, Rockville, MD 20850, US

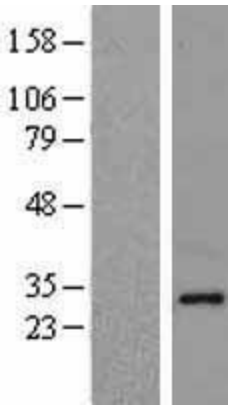

Western blot validation of overexpression lysate (Cat# [LY410830]) using anti-DDK antibody (Cat# [TA50011-100]). Left: Cell lysates from un-transfected HEK293T cells; Right: Cell lysates from HEK293T cells transfected with RC202574 using transfection reagent MegaTran 2.0 (Cat# [TT210002]).

This product is to be used for laboratory only. Not for diagnostic or therapeutic use.
©2024 OriGene Technologies, Inc., 9620 Medical Center Drive, Ste 200, Rockville, MD 20850, US