

Product datasheet for RC202498

FUS2 (NAT6) (NM_012191) Human Tagged ORF Clone

Product data:

Product Type:	Expression Plasmids
Product Name:	FUS2 (NAT6) (NM_012191) Human Tagged ORF Clone
Tag:	Myc-DDK
Symbol:	FUS2
Synonyms:	FUS-2; FUS2; HsNAAA80; NAT6
Mammalian Cell Selection:	Neomycin
Vector:	pCMV6-Entry (PS100001)
E. coli Selection:	Kanamycin (25 ug/mL)
ORF Nucleotide Sequence:	>RC202498 ORF sequence Red=Cloning site Blue=ORF Green=Tags(s)

TTTTGTAATACGACTCACTATAGGGCGCCGGGAATTCGTCGACTGGATCCGGTACCGAGGAGATCTGCC
GCC**CGATCGCC**

ATGCAAGAGCTGACTCTGAGCCCTGGCCAGCCAAGCTGACCCCTACACTAGACCCTACACACCGGATGG
AGCTGATCCTGAGTACCAGCCAGCTGAGCTGACTCTGGATCCTGCGTGCCAGCCAAAGCTGCCCTGGA
TTCCACATGCCAACCAGAGATGACCTTCAATCCTGGTCCAAGTACCTGGATCCTGAACACCAG
CCAGAGGAGACCCAGCTCCTAGCCTGGCTGAGTTGACCCTGGAGCCTGTGCACCGCCGACCCGAGCTCC
TGGATGCTTGTGCTGACCTCATCAATGATCAGTGGCCCCGAGCCGCACCTCCCGCTGCACTCCCTGGG
CCAGTCCCTCAGATGCCTTCCCCCTCTGCCTGATGCTGCTAAGCCCCACCCACACTTGAAGCAGCACC
GTTGTGGTGGCCATGCCCGCTGTACGGGTGCTGAACCAGCCCCAGAGCCTCTTAGTGGAGACAGTGG
TGGTGGCCGGGCCCTGAGGGGCGTGGCTTTGGCCGCCCTCATGGAGGGCTGGAGGTCTTTGCTCG
GGCCCGGGGCTTCCGCAAGCTGCATCTCACCACCCATGACCAGGTGCACTTCTATACCCACCTGGGCTAC
CAGCTGGGTGAGCCTGTGCAGGGCCTGGTCTTACCAGCAGACGGCTGCCTGCCACCCTGCTTAATGCTT
TCCCCACAGCCCCCTCTCCCCGGCCACCAGGAAGGCCCAACCTGACTGCCAAAGCTGCCCAAGGGG
TCCAAGGGACCTCCATTGCCACCACCCCTCCCTACCTGAGTGCTGACCATCTACCCCCAGTTCCA
TCAGGGCCCCCTTCAAAAAGCCTGCTGGAGACACAATATCAAAATGTGAGGGGGCCGCCCATATTCTGGA
TGGAAAAGACATC

ACGCGTACGCGGCCGCTCGAGCAGAAACTCATCTCAGAAGAGGATCTGGCAGCAAATGATATCCTGGATT
ACAAGGATGACGACGATAAGGTTTAA



[View online »](#)

Protein Sequence: >RC202498 protein sequence
Red=Cloning site Green=Tags(s)

MQELTSPGPAKLTPTLDPHTRMELILSTSPAELTDPACQPKLPLDSTCQPEMTFNPGPTELTDPEHQ
 PEETPAPSLAELTLEPVHRRPELLDACADLINDQWPRSRTSRLHSLGQSSDAFPLCLMLLSPHPTLEAAP
 VVVGHARLSRVLNQPQSLLVETVVVARALRGRGFGRLLMEGLEVFARARGFRKLHLTHDQVHFYTHLGY
 QLGEVQGLVFTSRRLPATLLNAFPTAPSPRPPRKAPNLTAQAAPRGPKGPPPLPPPPPLPECLTISPPVP
 SGPPSKSLLLETQYQNVGRPIFWMEKDI

TRTRPLEQKLISEEDLAANDILDYKDDDDKV

Chromatograms: https://cdn.origene.com/chromatograms/mk6391_b09.zip

Restriction Sites: SgfI-MluI

Cloning Scheme:



ACCN: NM_012191

ORF Size: 924 bp

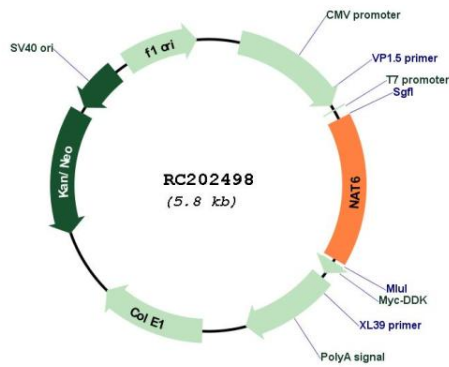
OTI Disclaimer: The molecular sequence of this clone aligns with the gene accession number as a point of reference only. However, individual transcript sequences of the same gene can differ through naturally occurring variations (e.g. polymorphisms), each with its own valid existence. This clone is substantially in agreement with the reference, but a complete review of all prevailing variants is recommended prior to use. [More info](#)

OTI Annotation: This clone was engineered to express the complete ORF with an expression tag. Expression varies depending on the nature of the gene.

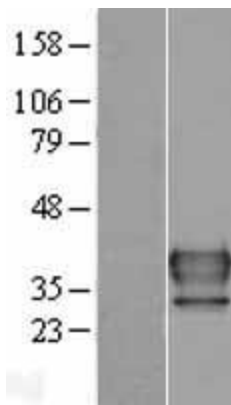
Components: The ORF clone is ion-exchange column purified and shipped in a 2D barcoded Matrix tube containing 10ug of transfection-ready, dried plasmid DNA (reconstitute with 100 ul of water).

Reconstitution Method:	<ol style="list-style-type: none">1. Centrifuge at 5,000xg for 5min.2. Carefully open the tube and add 100ul of sterile water to dissolve the DNA.3. Close the tube and incubate for 10 minutes at room temperature.4. Briefly vortex the tube and then do a quick spin (less than 5000xg) to concentrate the liquid at the bottom.5. Store the suspended plasmid at -20°C. The DNA is stable for at least one year from date of shipping when stored at -20°C.
RefSeq:	NM_012191.4
RefSeq Size:	1358 bp
RefSeq ORF:	927 bp
Locus ID:	24142
UniProt ID:	Q93015
Cytogenetics:	3p21.31
Domains:	Acetyltransf
Protein Pathways:	Glycerophospholipid metabolism, Limonene and pinene degradation, Phenylalanine metabolism, Tyrosine metabolism
MW:	33.8 kDa
Gene Summary:	<p>This gene encodes a member of the N-acetyltransferase family. N-acetyltransferases modify proteins by transferring acetyl groups from acetyl CoA to the N-termini of protein substrates. The encoded protein is a cytoplasmic N-acetyltransferase with a substrate specificity for proteins with an N-terminal methionine. This gene is located in the tumor suppressor gene region on chromosome 3p21.3 and the encoded protein may play a role in cancer. Alternatively spliced transcript variants encoding multiple isoforms have been observed. This gene overlaps and is on the same strand as hyaluronoglucosaminidase 3, and some transcripts of each gene share a portion of the first exon. [provided by RefSeq, Jan 2011]</p>

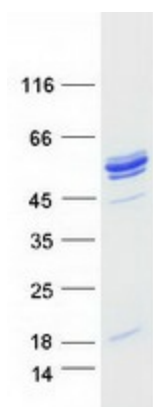
Product images:



Circular map for RC202498



Western blot validation of overexpression lysate (Cat# [LY415920]) using anti-DDK antibody (Cat# [TA50011-100]). Left: Cell lysates from untransfected HEK293T cells; Right: Cell lysates from HEK293T cells transfected with RC202498 using transfection reagent MegaTran 2.0 (Cat# [TT210002]).



Coomassie blue staining of purified NAA80 protein (Cat# [TP302498]). The protein was produced from HEK293T cells transfected with NAA80 cDNA clone (Cat# RC202498) using MegaTran 2.0 (Cat# [TT210002]).