

Product datasheet for **RC202126**

UCH37 (UCHL5) (NM_015984) Human Tagged ORF Clone

Product data:

Product Type: Expression Plasmids
Product Name: UCH37 (UCHL5) (NM_015984) Human Tagged ORF Clone
Tag: Myc-DDK
Symbol: UCH37
Synonyms: CGI-70; INO80R; UCH-L5; UCH37
Mammalian Cell Selection: Neomycin
Vector: pCMV6-Entry (PS100001)
E. coli Selection: Kanamycin (25 ug/mL)
ORF Nucleotide Sequence: >RC202126 representing NM_015984
Red=Cloning site Blue=ORF Green=Tags(s)

TTTTGTAATACGACTCACTATAGGGCGGCCGGAATTCGTCGACTGGATCCGGTACCGAGGAGATCTGCC
GCC**CGATCGCC**

ATGACGGGCAATGCCGGGAGTGGTGCCTCATGGAAAGCGACCCCGGGTCTTCACCGAGCTCATTAAAG
GATTCGGTTGCCGAGGAGCCCAAGTAGAAGAAATATGGAGTTTAGAGCCTGAGAATTTTGAAAAATTA
GCCAGTTCATGGGTTAATTTTCTTTCAAGTGGCAGCCAGGAGAAGAACCAGCAGGCTCTGTGGTTCAG
GACTCCCGACTTGACACGATATTTTCTGTAAGCAGGTAATTAATAATGCTTGTGCTACTCAAGCCATAG
TGAGTGTGTTACTGAACTGTACCCACCAGGATGTCCATTTAGGCGAGACATTATCAGAGTTTAAAGAATT
TTCACAAAGTTTTGATGCAGCTATGAAAGCCTTGGCACTGAGCAATTCAGATGTGATTCGACAAGTACAC
AACAGTTTCGCCAGACAGCAAATGTTTGAATTTGATACGAAGACATCAGCAAAAGAAGAAGATGCTTTTC
ACTTTGTGAGTTATGTTCTGTTAATGGGAGACTGTATGAATTAGATGGATTAAGAGAAGGACCGATTGA
TTTAGGTGCATGCAATCAAGATGATTGGATCAGTGCAGTAAGGCCTGTCATAGAAAAAGGATACAAAAG
TACAGTGAAGGTGAAATTCGATTTAATTTAATGGCCATTGTGTCTGACAGAAAAATGATATATGAGCAGA
AGATAGCAGAGTTACAAAGACAACCTGCAGAGGAGGAACCCATGGATACAGATCAAGGTAATAGTATGTT
AAGTGTATTAGTGCAGAGTTCAGAAAGTTCGCAAAAATCAGATGCTTATTGAAGAAGAAGTACAGAAATTA
TACAAGATTGAGAATATCAGAAGGAAGCATAATTATCTGCCTTCATTATGGAATTGTTAAAGACTTTAG
CAGAACCCAGCAGTTAATACCCTAGTAGAAAAGGCAAAAAGAAAACAGAACGCAAGAAAGACTCAGGA
AACCAAA

ACGCGTACGCGGCCGCTCGAGCAGAACTCATCTCAGAAGAGGATCTGGCAGCAATGATATCCTGGATT
ACAAGGATGACGACGATAAGGTTTAA



[View online »](#)

Protein Sequence: >RC202126 representing NM_015984
Red=Cloning site Green=Tags(s)

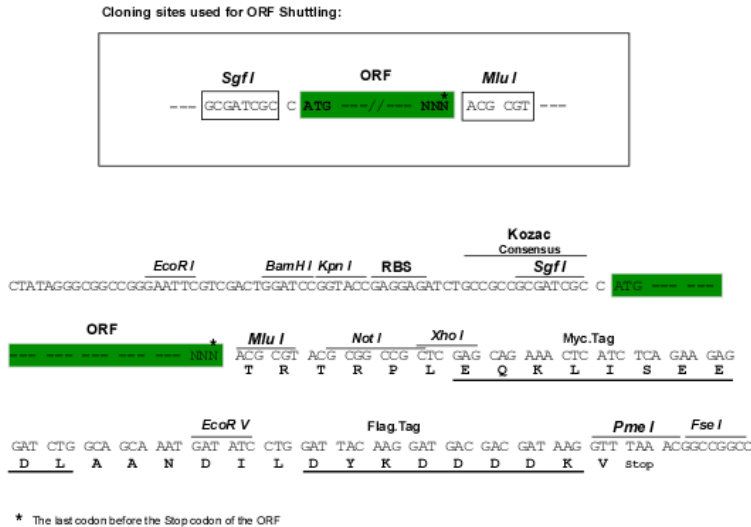
MTGNAGEWCLMESDPGVFTELKGFGRGAQVEE IWSLEPENFEKLPVHGLIFLFWQPGEEPAGSVVQ
 DSRLDTIFFAKQVINNACATQAI VSVLLNCTHQDVHLGETLSEFKEFSQSFDAAMKGLALSNSDVIRQVH
 NSFARQQMFEDTKTSAKEEDAFHFVSYVPVNGRLYELDGLREGPIDLGACNQDDWISAVRPVIEKRIQK
 YSEGEIRFNLMIAIVSDRKMIEYEQKIAELQRQLAEEEPMDTDQGNMLSAIQSEVAKNQMLIEEEVQKLR
 YKIENIRRKHNYLPFIMELLKTLAEHQQLIPLVEKAKEKQNAKKAQETK

TRTRPLEQKLISEEDLAANDILDYKDDDDKV

Chromatograms: https://cdn.origene.com/chromatograms/mk8112_d02.zip

Restriction Sites: SgfI-MluI

Cloning Scheme:



ACCN: NM_015984

ORF Size: 987 bp

OTI Disclaimer: The molecular sequence of this clone aligns with the gene accession number as a point of reference only. However, individual transcript sequences of the same gene can differ through naturally occurring variations (e.g. polymorphisms), each with its own valid existence. This clone is substantially in agreement with the reference, but a complete review of all prevailing variants is recommended prior to use. [More info](#)

OTI Annotation: This clone was engineered to express the complete ORF with an expression tag. Expression varies depending on the nature of the gene.

Components: The ORF clone is ion-exchange column purified and shipped in a 2D barcoded Matrix tube containing 10ug of transfection-ready, dried plasmid DNA (reconstitute with 100 ul of water).

Reconstitution Method:

1. Centrifuge at 5,000xg for 5min.
2. Carefully open the tube and add 100ul of sterile water to dissolve the DNA.
3. Close the tube and incubate for 10 minutes at room temperature.
4. Briefly vortex the tube and then do a quick spin (less than 5000xg) to concentrate the liquid at the bottom.
5. Store the suspended plasmid at -20°C. The DNA is stable for at least one year from date of shipping when stored at -20°C.

RefSeq: [NM_015984.5](#)

RefSeq Size: 1728 bp

RefSeq ORF: 990 bp

Locus ID: 51377

UniProt ID: [Q9Y5K5](#)

Cytogenetics: 1q31.2

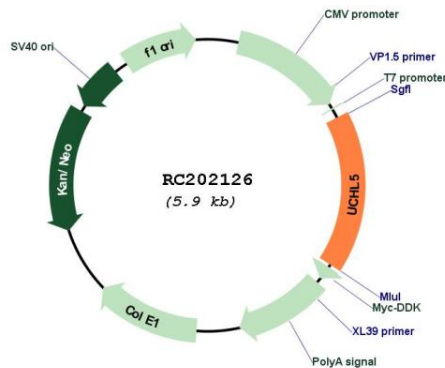
Domains: Peptidase_C12

Protein Families: Druggable Genome, Protease

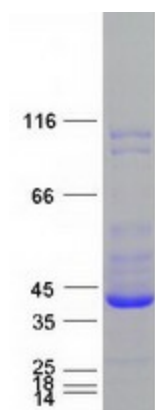
MW: 37.4 kDa

Gene Summary: Protease that specifically cleaves 'Lys-48'-linked polyubiquitin chains. Deubiquitinating enzyme associated with the 19S regulatory subunit of the 26S proteasome. Putative regulatory component of the INO80 complex; however is inactive in the INO80 complex and is activated by a transient interaction of the INO80 complex with the proteasome via ADRM1. [UniProtKB/Swiss-Prot Function]

Product images:



Circular map for RC202126



Coomassie blue staining of purified UHL5 protein (Cat# [TP302126]). The protein was produced from HEK293T cells transfected with UHL5 cDNA clone (Cat# RC202126) using MegaTran 2.0 (Cat# [TT210002]).