

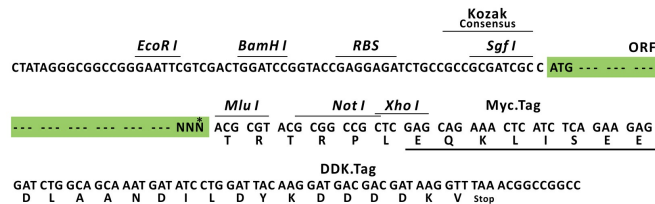
Product datasheet for RC202050L1

RAIDD (CRADD) (NM_003805) Human Tagged Lenti ORF Clone

Product data:

Product Type:	Expression Plasmids
Product Name:	RAIDD (CRADD) (NM_003805) Human Tagged Lenti ORF Clone
Tag:	Myc-DDK
Symbol:	RAIDD
Synonyms:	MRT34; RAIDD
Mammalian Cell Selection:	None
Vector:	pLenti-C-Myc-DDK (PS100064)
E. coli Selection:	Chloramphenicol (34 ug/mL)
ORF Nucleotide Sequence:	The ORF insert of this clone is exactly the same as(RC202050).
Restriction Sites:	SgfI-MluI
Cloning Scheme:	

Cloning sites used for ORF Shuttling:



* The last codon before the Stop codon of the ORF.

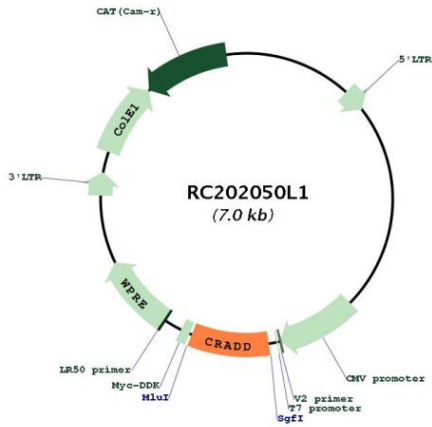
ACCN:	NM_003805
ORF Size:	597 bp



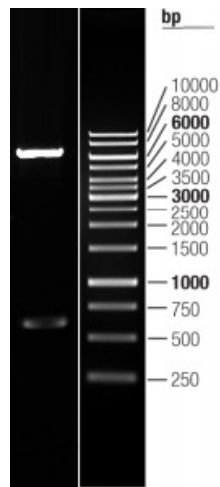
[View online »](#)

OTI Disclaimer:	The molecular sequence of this clone aligns with the gene accession number as a point of reference only. However, individual transcript sequences of the same gene can differ through naturally occurring variations (e.g. polymorphisms), each with its own valid existence. This clone is substantially in agreement with the reference, but a complete review of all prevailing variants is recommended prior to use. More info
OTI Annotation:	This clone was engineered to express the complete ORF with an expression tag. Expression varies depending on the nature of the gene.
Components:	The ORF clone is ion-exchange column purified and shipped in a 2D barcoded Matrix tube containing 10ug of transfection-ready, dried plasmid DNA (reconstitute with 100 ul of water).
Reconstitution Method:	<ol style="list-style-type: none">1. Centrifuge at 5,000xg for 5min.2. Carefully open the tube and add 100ul of sterile water to dissolve the DNA.3. Close the tube and incubate for 10 minutes at room temperature.4. Briefly vortex the tube and then do a quick spin (less than 5000xg) to concentrate the liquid at the bottom.5. Store the suspended plasmid at -20°C. The DNA is stable for at least one year from date of shipping when stored at -20°C.
RefSeq:	NM_003805.3
RefSeq Size:	1201 bp
RefSeq ORF:	600 bp
Locus ID:	8738
UniProt ID:	P78560
Cytogenetics:	12q22
Domains:	DEATH, CARD
Protein Families:	Druggable Genome
MW:	22.7 kDa
Gene Summary:	This gene encodes a protein containing a death domain (DD) motif. This protein recruits caspase 2/ICH1 to the cell death signal transduction complex, which includes tumor necrosis factor receptor 1 (TNFR1A) and RIPK1/RIP kinase, and acts in promoting apoptosis. A mutation in this gene was associated with cognitive disability. A related pseudogene is found on chromosome 3. Alternative splicing results in multiple transcript variants. [provided by RefSeq, Feb 2016]

Product images:



Circular map for RC202050L1



Double digestion of RC202050L1 using SgfI and MluI