

Product datasheet for **RC202018**

PEX11B (NM_003846) Human Tagged ORF Clone

Product data:

Product Type: Expression Plasmids
Product Name: PEX11B (NM_003846) Human Tagged ORF Clone
Tag: Myc-DDK
Symbol: PEX11B
Synonyms: PEX11-BETA; PEX14B
Mammalian Cell Selection: Neomycin
Vector: pCMV6-Entry (PS100001)
E. coli Selection: Kanamycin (25 ug/mL)
ORF Nucleotide Sequence: >RC202018 ORF sequence
Red=Cloning site Blue=ORF Green=Tags(s)

TTTTGTAATACGACTCACTATAGGGCGCCGGGAATTCGTCGACTGGATCCGGTACCGAGGAGATCTGCC
GCC**CGATCGCC**

ATGGACGCCTGGGTCCGCTTCAGTGCTCAGAGCCAAGCCCGGGAGCGGCTGTGTAGGGCCGCCAGTATG
CTTGCTCTCTTCTGGCCATGCGCTGCAGAGGCATGGAGCCAGTCCTGAGTTACAGAAACAGATTCGACA
ACTGGAGAGCCACCTGAGCCTTGAAGAAAGCTTCTACGCCTGGGTAACCTCAGCAGATGCCCTTGAGTCA
GCCAAAAGAGCTGTTACCTATCAGATGTTGCCTGAGATTCTGCATCACTGTTAGTCACCTCAATCGAG
CCTTGTACTTCGTCTGTGACAATGTCCTGTGGGCTGAAAAGTCTGGACTGGCTCCCGTGTGGATCAGGA
GAAGTGGGCCAGCGTTCATTCAGTACTATTTGTTTTCCCTCATCATGAATTTGAGCCGTGATGCTTAT
GAGATTCGCTACTGATGGAGCAAGAGTCTTCTGCTTGTAGCCGGCGACTGAAAGTTCTGGAGGAGGAG
TCCCAGGAGGAAGTGAAGTGGGGGACTTGGGGGACCAGGGACTCCAGGAGGAGGTCTGCCCAACTGGC
TCTGAAACTTCGGCTGCAAGTCTGCTCCTGGCTCGAGTCCTTAGAGGTCATCCCCACTTCTGCTAGAC
GTGGTCAGAAATGCCTGTGATCTTCTTCTCTGGACAAACTAGGCCTCTGGCGCTGTGGCCCTGGGA
TTGTGGGCTTTGTGGCCTCGTGTCTCCATCTGTCTATTCTCACCTAATCTATCCCTGGCTACGACT
CAAGCCC

ACGCGTACGCGGCCGCTCGAGCAGAAACTCATCTCAGAAGAGGATCTGGCAGCAAATGATATCCTGGATT
ACAAGGATGACGACGATAAGGTTTAA



[View online >](#)

Protein Sequence: >RC202018 protein sequence
 Red=Cloning site Green=Tags(s)

MDAWRFSAQSQARERLCRAAQYACSLLGHALQRHGASPELQKQIRQLESHLSLGRKLLRLGNSADALE
 AKRAVHLSDEVVLRFCITVSHLNRALYFVCDNVLWAGKSGLAPRVDQEKWAQSRFRYYLFSLIMNLSRDAY
 EIRLLMEQESSACSRRLKGGGGVPPGGSETGGLGGPGTPGGGLPQLALKLRLQVLLLARVLRGHPPLLLD
 VVRNACDLFIPLDKLGLWRCGPGIVGLCGLVSSILSILTLIYPWLRLLKP

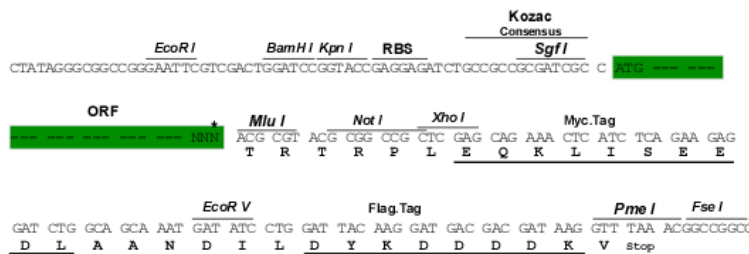
TRTRPLEQKLISEEDLAANDILDYKDDDDKV

Chromatograms: https://cdn.origene.com/chromatograms/mk6011_a12.zip

Restriction Sites: SgfI-MluI

Cloning Scheme:

Cloning sites used for ORF Shuttling:



* The last codon before the Stop codon of the ORF

ACCN: NM_003846

ORF Size: 777 bp

OTI Disclaimer: The molecular sequence of this clone aligns with the gene accession number as a point of reference only. However, individual transcript sequences of the same gene can differ through naturally occurring variations (e.g. polymorphisms), each with its own valid existence. This clone is substantially in agreement with the reference, but a complete review of all prevailing variants is recommended prior to use. [More info](#)

OTI Annotation: This clone was engineered to express the complete ORF with an expression tag. Expression varies depending on the nature of the gene.

Components: The ORF clone is ion-exchange column purified and shipped in a 2D barcoded Matrix tube containing 10ug of transfection-ready, dried plasmid DNA (reconstitute with 100 ul of water).

Reconstitution Method:

1. Centrifuge at 5,000xg for 5min.
2. Carefully open the tube and add 100ul of sterile water to dissolve the DNA.
3. Close the tube and incubate for 10 minutes at room temperature.
4. Briefly vortex the tube and then do a quick spin (less than 5000xg) to concentrate the liquid at the bottom.
5. Store the suspended plasmid at -20°C. The DNA is stable for at least one year from date of shipping when stored at -20°C.

Note: Plasmids are not sterile. For experiments where strict sterility is required, filtration with 0.22um filter is required.

RefSeq: [NM_003846.3](#)

RefSeq Size: 1836 bp

RefSeq ORF: 780 bp

Locus ID: 8799

UniProt ID: [O96011](#)

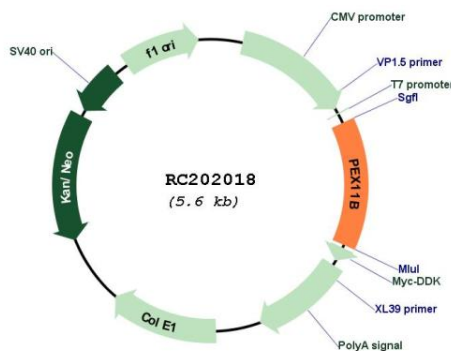
Cytogenetics: 1q21.1

Protein Families: Transmembrane

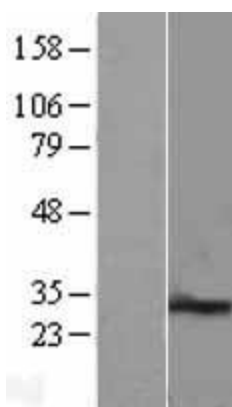
MW: 28.5 kDa

Gene Summary: The protein encoded by this gene facilitates peroxisomal proliferation and interacts with PEX19. The encoded protein is found in the peroxisomal membrane. Several transcript variants, some protein-coding and some not protein-coding, have been found for this gene. [provided by RefSeq, Dec 2012]

Product images:



Circular map for RC202018



Western blot validation of overexpression lysate (Cat# [LY401263]) using anti-DDK antibody (Cat# [TA50011-100]). Left: Cell lysates from untransfected HEK293T cells; Right: Cell lysates from HEK293T cells transfected with RC202018 using transfection reagent MegaTran 2.0 (Cat# [TT210002]).