OriGene Technologies, Inc.
9620 Medical Center Drive, Ste 200
Rockville, MD 20850, US
Phone: +1-888-267-4436
https://www.origene.com
techsupport@origene.com
EU: info-de@origene.com
CN: techsupport@origene.cn

Product datasheet for RC201960

NCKAP1 (NM_013436) Human Tagged ORF Clone

Product data:

Product Type:	Expression Plasmids
Product Name:	NCKAP1 (NM_013436) Human Tagged ORF Clone
Tag:	Myc-DDK
Symbol:	NCKAP1
Synonyms:	HEM2; NAP1; NAP125; p125Nap1
Mammalian Cell Selection:	Neomycin
Vector:	pCMV6-Entry (PS100001)
E. coli Selection:	Kanamycin (25 ug/mL)

ORF Nucleotide Sequence:

```
>RC201960 ORF sequence
Red=Cloning site Blue=ORF Green=Tags(s)

TTTTGTAATACGACTCACTATAGGGCGGCCGGGAATTCGTCGACTGGATCCGGTACCGAGGAGATCTGCC
GCCGCGATCGCC

ATGTCGCGCTCAGTGCTGCAGCCCAGTCAGCAGAAGCTGGCGGAGAAGCTCACCATCCTCAACGACCGGG
GCGTCGGCATGCTCACCCGCCTCTACAACATCAAGAAGGCATGTGGAGACCCCAAGGCAAAACCATCCTA
TCTTATCGACAAAAACCTGGAATCTGCTGTGAAATTCATAGTCAGAAAATTCCCTGCTGTAGAAACCCGC
AACAACAATCAACAGCTTGCACAACTACAGAAAGAAAAATCAGAGATTCTGAAAAATCTGGCATTATATT
ACTTCACATTTGTAGATGTTATGGAATTTAAGGACCATGTTTGTGAATTGCTGAATACTATTGACGTTTG
CCAAGTCTTCTTTGATATTACTGTAAACTTTGATTTAACAAAGAACTACTTAGATTTAATTATAACCTAT
ACAACACTAATGATACTGCTGTCTCGAATTGAAGAAAGGAAGGCAATCATTGGATTATACAACTATGCCC
ATGAAATGACTCATGGAGCAAGTGACAGAGAATACCCACGCCTTGGCCAGATGATTGTGGATTATGAAAA
CCCTTTAAAGAAGATGATGGAAGAATTTGTACCCCATAGCAAGTCTCTTTCAGATGCACTAATTTCTCTT
CAAATGGTATATCCTCGAAGGAATCTTTCAGCTGACCAGTGGAGAAATGCCCAGTTATTGAGCCTCATCA
GTGCACCTAGTACAATGCTTAATCCAGCACAGTCCGACACTATGCCTTGTGAATACCTCTCTTTGGATGC
AATGGAAAAGTGGATTATCTTTGGCTTTATTTTGTGCCATGGGATCCTAAATACTGACGCTACAGCACTG
AACCTTTGGAAACTAGCTCTTCAAAGTAGCTCTTGCCTCTCTCTCTTTCGGGATGAAGTTTTCCACATTC
ACAAAGCTGCAGAAGACTTATTTGTAAACATACGAGGCTATAATAAACGTATTAATGACATAAGAGAATG
CAAGGAGGCAGCCGTGTCACATGCTGGTTCAATGCACAGAGAAAGACGCAAGTTTTTAAGATCTGCACTG
AAGGAATTGGCTACTGTCCTCTCTGATCAACCTGGATTGCTAGGTCCCAAGGCACTTTTTGTTTTTATGG
CATTATCCTTTGCCCGTGATGAAATCATCTGGCTACTTCGTCATGCAGATAACATGCCAAAGAAGAGTGC
AGACGACTTTATAGATAAGCACATTGCTGAATTAATATTTTACATGGAAGAACTTAGAGCACATGTGAGG
AAATACGGACCTGTAATGCAGAGGTATTACGTGCAGTACCTTTCTGGCTTTGATGCTGTTGTCCTCAATG
AACTCGTGCAGAATCTTTCTGTTTGCCCTGAAGATGAATCAATCATCATGTCCTCTTTTGTTAACACTAT
GACTTCCCTAAGTGTAAAACAAGTTGAAGATGGGGAAGTATTTGATTTCAGAGGAATGAGATTAGATTGG
```

View online »

This product is to be used for laboratory only. Not for diagnostic or therapeutic use.
©2023 OriGene Technologies, Inc., 9620 Medical Center Drive, Ste 200, Rockville, MD 20850, US

TTTAGGTTACAGGCATATACTAGTGTCTCAAAGGCTTCACTTGGCCTTGCAGATCACAGAGAACTTGGAA
AGATGATGAATACAATAATTTTTCATACAAAAATGGTAGATTCCTTGGTGGAAATGTTGGTGGAAACATC
AGATCTCTCCATATTTTGTTTTTATAGTCGTGCTTTTGAGAAGATGTTTCAACAGTGTTTGGAGTTACCC
TCTCAATCAAGATACTCAATTGCATTTCCACTACTTTGCACTCATTTTATGAGTTGCACGCATGAACTAT
GTCCAGAAGAGCGACATCATATTGGAGATCGCAGTCTTTCCTTATGTAATATGTTCCTAGATGAAATGGC
CAAACAAGCTCGAAATCTCATCACTGATATTTGCACAGAACAGTGTACCCTTAGTGACCAGTTGCTACCC
AAGCATTGTGCCAAAACTATCAGTCAAGCAGTGAATAAGAAATCAAAAAAGCAGACTGGTAAGAAAGGGG
AACCTGAAAGGGAGAAACCAGGTGTTGAGAGCATGAGGAAAAACAGGCTGGTTGTGACCAACCTTGATAA
ATTGCACACTGCACTTTCTGAGTTATGCTTCTCTATAAATTATGTACCAAACATGGTGGTATGGGAACAT
ACCTTTACCCCACGAGAATATTTGACTTCTCATCTGGAAATACGCTTTACCAAGTCAATTGTTGGGATGA
CTATGTATAATCAAGCCACACAGGAAATTGCAAAACCTTCAGAACTTCTAACAAGTGTAAGAGCATACAT
GACCGTACTCCAGTCAATAGAAAACTATGTGCAGATTGATATTACAAGAGTATTTAATAATGTGCTTCTT
CAACAAACACAACATTTAGACAGTCATGGAGAGCCAACCATTACAAGTCTATACACAAATTGGTATTTGG
AAACTTTGTTACGACAAGTCAGCAATGGCCATATAGCATATTTTCCTGCAATGAAAGCGTTTGTGAACTT
ACCTACAGAAAATGAATTAACATTCAATGCAGAGGAATATTCTGACATATCAGAAATGAGGTCATTATCA
GAACTACTAGGCCCATATGGTATGAAGTTTCTAAGTGAAAGCCTTATGTGGCATATTTCATCACAAGTTG
CTGAACTTAAGAAACTTGTGGTGGAGAATGTTGATGTGTTAACACAAATGAGGACCAGCTTTGACAAACC
AGACCAGATGGCTGCACTGTTTAAAAGATTATCATCTGTTGACAGTGTCTTGAAGAGGATGACAATAATT
GGTGTAATTTTATCCTTCCGATCATTGGCACAAGAAGCACTTAGAGATGTCTTATCCTACCACATTCCTT
TTCTTGTAAGTTCAATTGAAGATTTTAAGGATCACATTCCAAGGGAAACTGATATGAAGGTTGCAATGAA
TGTGTATGAGTTATCATCAGCTGCCGGATTACCTTGTGAGATTGATCCTGCATTGGTCGTAGCTCTTTCT
TCACAAAAATCGGAAAACATTAGTCCAGAAGAAGAGTATAAAATTGCCTGCCTTCTCATGGTGTTTGTGG
CAGTTTCTTTGCCAACACTGGCCAGTAATGTGATGTCTCAGTACAGCCCTGCTATAGAAGGGCATTGCAA
CAACATACATTGCTTGGCCAAAGCCATCAACCAGATTGCTGCAGCTTTGTTTACAATTCACAAAGGAAGC
ATTGAAGACCGTCTTAAAGAATTTCTGGCGCTTGCATCCTCCAGTCTACTGAAAATTGGCCAGGAGACAG
ATAAAACTACAACAAGAAATAGAGAATCTGTTTATTTACTGCTAGATATGATTGTACAAGAATCTCCATT
CCTTACAATGGATCTTTTGGAATCTTGTTTTCCTTATGTCTTGCTGAGAAATGCATACCATGCTGTCTAC
AAACAAAGTGTTACATCTTCTGCA

ACGCGTACGCGGCCGCTCGAGCAGAAACTCATCTCAGAAGAGGATCTGGCAGCAAATGATATCCTGGATT
ACAAGGATGACGACGATAAGGTTTAA

This product is to be used for laboratory only. Not for diagnostic or therapeutic use.
©2023 OriGene Technologies, Inc., 9620 Medical Center Drive, Ste 200, Rockville, MD 20850, US

Protein Sequence:

>RC201960 protein sequence
Red=Cloning site Green=Tags(s)

MSRSVLQPSQQKLAEKLTILNDRGVGMLTRLYNIKKACGDPKAKPSYLIDKNLESAVKFIVRKFPAVETR
NNNQQLAQLQKEKSEILKNLALYYFTFVDVMEFKDHVCELLNTIDVCQVFFDITVNFDLTKNYLDLIITY
TTLMILLSRIEERKAIIGLYNYAHEMTHGASDREYPRLGQMIVDYENPLKKMMEEFVPHSKSLSDALISL
QMVYPRRNLSADQWRNAQLLSLISAPSTMLNPAQSDTMPCEYLSLDAMEKWIIFGFILCHGILNTDATAL
NLWKLALQSSSCLSLFRDEVFHIHKAAEDLFVNIRGYNKRINDIRECKEAAVSHAGSMHRERRKFLRSAL
KELATVLSDQPGLLGPKALFVFMALSFARDEIIWLLRHADNMPKKSADDFIDKHIAELIFYMEELRAHVR
KYGPVMQRYYVQYLSGFDAVVLNELVQNLSVCPEDESIIMSSFVNTMTSLSVKQVEDGEVFDFRGMRLDW
FRLQAYTSVSKASLGLADHRELGKMMNTIIFHTKMVDSLVEMLVETSDLSIFCFYSRAFEKMFQQCLELP
SQSRYSIAFPLLCTHFMSCTHELCPEERHHIGDRSLSLCNMFLDEMAKQARNLITDICTEQCTLSDQLLP
KHCAKTISQAVNKKSKKQTGKKGEPEREKPGVESMRKNRLVVTNLDKLHTALSELCFSINYVPNMVVWEH
TFTPREYLTSHLEIRFTKSIVGMTMYNQATQEIAKPSELLTSVRAYMTVLQSIENYVQIDITRVFNNVLL
QQTQHLDSHGEPTITSLYTNWYLETLLRQVSNGHIAYFPAMKAFVNLPTENELTFNAEEYSDISEMRSLS
ELLGPYGMKFLSESLMWHISSQVAELKKLVVENVDVLTQMRTSFDKPDQMAALFKRLSSVDSVLKRMTII
GVILSFRSLAQEALRDVLSYHIPFLVSSIEDFKDHIPRETDMKVAMNVYELSSAAGLPCEIDPALVVALS
SQKSENISPEEEYKIACLLMVFVAVSLPTLASNVMSQYSPAIEGHCNNIHCLAKAINQIAAALFTIHKGS
IEDRLKEFLALASSSLLKIGQETDKTTTRNRESVYLLLDMIVQESPFLTMDLLESCFPYVLLRNAYHAVY
KQSVTSSA

TRTRPLEQKLISEEDLAANDILDYKDDDDKV

Chromatograms: https://cdn.origene.com/chromatograms/mk6256_c03.zip

Restriction Sites: SgfI-MluI

Cloning Scheme:

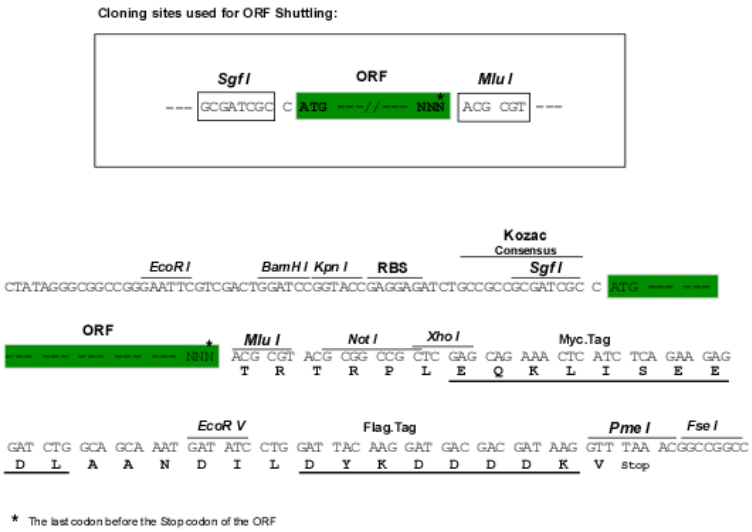

ACCN: NM_013436

ORF Size: 3384 bp

This product is to be used for laboratory only. Not for diagnostic or therapeutic use.
©2023 OriGene Technologies, Inc., 9620 Medical Center Drive, Ste 200, Rockville, MD 20850, US

OTI Disclaimer:	The molecular sequence of this clone aligns with the gene accession number as a point of reference only. However, individual transcript sequences of the same gene can differ through naturally occurring variations (e.g. polymorphisms), each with its own valid existence. This clone is substantially in agreement with the reference, but a complete review of all prevailing variants is recommended prior to use. More info
OTI Annotation:	This clone was engineered to express the complete ORF with an expression tag. Expression varies depending on the nature of the gene.
Components:	The ORF clone is ion-exchange column purified and shipped in a 2D barcoded Matrix tube containing 10ug of transfection-ready, dried plasmid DNA (reconstitute with 100 ul of water).
Reconstitution Method:	1. Centrifuge at 5,000xg for 5min. 2. Carefully open the tube and add 100ul of sterile water to dissolve the DNA. 3. Close the tube and incubate for 10 minutes at room temperature. 4. Briefly vortex the tube and then do a quick spin (less than 5000xg) to concentrate the liquid at the bottom. 5. Store the suspended plasmid at -20°C. The DNA is stable for at least one year from date of shipping when stored at -20°C.
RefSeq:	NM_013436.5
RefSeq Size:	4997 bp
RefSeq ORF:	3387 bp
Locus ID:	10787
UniProt ID:	Q9Y2A7
Cytogenetics:	2q32.1
Protein Families:	Druggable Genome
Protein Pathways:	Regulation of actin cytoskeleton
MW:	128.8 kDa
Gene Summary:	Part of the WAVE complex that regulates lamellipodia formation. The WAVE complex regulates actin filament reorganization via its interaction with the Arp2/3 complex. Actin remodeling activity is regulated by RAC1. As component of the WAVE1 complex, required for BDNF-NTRK2 endocytic trafficking and signaling from early endosomes.[UniProtKB/Swiss-Prot Function]

This product is to be used for laboratory only. Not for diagnostic or therapeutic use.
©2023 OriGene Technologies, Inc., 9620 Medical Center Drive, Ste 200, Rockville, MD 20850, US

Product images:

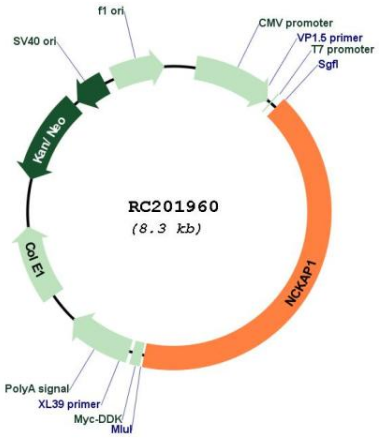

Circular map for RC201960

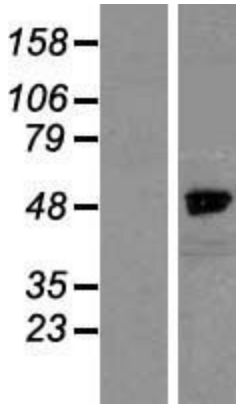

Western blot validation of overexpression lysate (Cat# [LY415547]) using anti-DDK antibody (Cat# [TA50011-100]). Left: Cell lysates from un-transfected HEK293T cells; Right: Cell lysates from HEK293T cells transfected with RC201960 using transfection reagent MegaTran 2.0 (Cat# [TT210002]).

This product is to be used for laboratory only. Not for diagnostic or therapeutic use.
©2023 OriGene Technologies, Inc., 9620 Medical Center Drive, Ste 200, Rockville, MD 20850, US