

Product datasheet for **RC201847**

UAP56 (DDX39B) (NM_080598) Human Tagged ORF Clone

Product data:

Product Type:	Expression Plasmids
Product Name:	UAP56 (DDX39B) (NM_080598) Human Tagged ORF Clone
Tag:	Myc-DDK
Symbol:	UAP56
Synonyms:	BAT1; D6S81E; UAP56
Mammalian Cell Selection:	Neomycin
Vector:	pCMV6-Entry (PS100001)
E. coli Selection:	Kanamycin (25 ug/mL)



[View online »](#)

ORF Nucleotide Sequence:

>RC201847 ORF sequence
 Red=Cloning site Blue=ORF Green=Tags(s)

TTTTGTAATACGACTCACTATAGGGCGGCCGGAATTCGTCGACTGGATCCGGTACCGAGGAGATCTGCC
 GCC**CGGATCGCC**

ATGGCAGAGAACGATGTGGACAATGAGCTCTTGGACTATGAAGATGATGAGGTGGAGACAGCAGCTGGGG
 GAGATGGGGCTGAGGCCCTGCCAAGAAGGATGTCAAGGGCTCCTATGTCTCCATCCACAGCTCTGGCTT
 TCGTGACTTCTGCTCAAGCCAGAGTTGCTCCGGGCCATTGTGCGACTGTGGCTTTGAGCATCCGTCAGAA
 GTCCAGCATGAGTGCATCCCTCAGGCCATTCTGGGAATGGATGTCCTGTGCCAGGCCAAGTCGGGCATGG
 GAAAGACAGCAGTGTGGTCTTGGCCACTGCAACAGCTGGAGCCAGTTACTGGGCAGGTGTCTGTGCT
 GGTGATGTGTCACTCGGGAGTTGGCTTTTCAGATCAGCAAGGAATATGAGCGCTTCTCTAAATACATG
 CCCAATGTCAAGTTGCTGTTTTTTTTGGTGGTCTGTCTATCAAGAAGGATGAAGAGGTGCTGAAGAAGA
 ACTGCCCGCATATCGTCGTGGGACTCCAGGCCGTATCCTAGCCCTGGCTCGAAAATAAGAGCCTCAACCT
 CAAACACATTAACACTTTATTTTGGATGAATGTGATAAGATGCTTGAACAGCTCGACATCGCTCGGGAT
 GTCCAGGAAATTTTCGATGACCCCCACGAGAAGCAGGTGATGATGTTCAAGTGTACCTTGAGCAAAG
 AGATCCGTCAGTCTGCCGAAGTTCATGCAAGATCCAATGGAGATCTTCGTGGATGATGAGACGAAGTT
 GACGCTGCATGGGTTGCAGCAGTACTACGTGAAACTGAAGGACAACGAGAAGAACCAGGAGCTCTTTGAC
 CTTCTGGATGTCCTTGAGTTCAACCAGGTGGTATCTTTGTGAAGTCTGTGCAGCGGTGCATTGCCTTGG
 CCCAGCTACTAGTGGAGCAGAACTCCAGCCATTGCCATCCACCGTGGGATGCCCCAGGAGGAGAGGCT
 TTCTCGGTATCAGCAGTTAAAGATTTCAACGACGAATCTTGTGGCTACCAACCTATTTGGCCGAGGC
 ATGGACATCGAGCGGGTGAACATTGCTTTAATTATGACATGCCTGAGGATTCTGACACCTACCTGCATC
 GGGTGGCCAGAGCAGGCCGGTTTGGCACCAGGGCTTGGCTATCACATTTGTGTCGATGAGAATGATGC
 CAAGATCCTCAATGATGTGCAGGATCGCTTTGAGGTCAATATTAGTGAGTGCCTGATGAGATAGACATC
 TCCTCCTACATTGAACAGACACGG

ACGCGTACGCGGCCGCTCGAGCAGAACTCATCTCAGAAGAGGATCTGGCAGCAAATGATATCCTGGATT
 ACAAGGATGACGACGATAAGGTTTAA

Protein Sequence:

>RC201847 protein sequence
 Red=Cloning site Green=Tags(s)

MAENDVDNELLDYEDDEVETAAGGDGAEAPAKKDVKGSYVSIHSSGFRDFLLKPELLRAIVDCGFEHPSE
 VQHECIPQAILGMDVLCQAKSGMGKTAVFVLATLQQLEPVTGQVSVLVMCHTRELAFQISKEYERFSKYM
 PNVKVAVFFGGLSIKKDEEVLKKNCPHIVVGTGPRILALARNKSLNLKHIKHFILDECDKMLEQLDMRRD
 VQEIFRMTPEKQVMFSAATLSKEIRPVCRKFMQDPMEIFVDDETKLTLHGLQQYYVKLDNEKNRKLFD
 LLDVLEFNQVVIFVKSQRCIALAQLLVEQNFPAAIAIHRGMPQEERLSRYQQFKDFQRRILVATNLFGRG
 MDIERVNI AFNYDMPEDSDTYLHRVARAGRFGTKGLAITFVSDENAKILNDVQDRFEVNI SELPDEIDI
 SSYIEQTR

TRTRPLEQKLISEEDLAANDILDYKDDDDKV

Chromatograms:

https://cdn.origene.com/chromatograms/mk6384_g01.zip

Restriction Sites:

Sgfl-Mlul

Cloning Scheme:


ACCN: NM_080598

ORF Size: 1284 bp

OTI Disclaimer: The molecular sequence of this clone aligns with the gene accession number as a point of reference only. However, individual transcript sequences of the same gene can differ through naturally occurring variations (e.g. polymorphisms), each with its own valid existence. This clone is substantially in agreement with the reference, but a complete review of all prevailing variants is recommended prior to use. [More info](#)

OTI Annotation: This clone was engineered to express the complete ORF with an expression tag. Expression varies depending on the nature of the gene.

Components: The ORF clone is ion-exchange column purified and shipped in a 2D barcoded Matrix tube containing 10ug of transfection-ready, dried plasmid DNA (reconstitute with 100 ul of water).

Reconstitution Method:

1. Centrifuge at 5,000xg for 5min.
2. Carefully open the tube and add 100ul of sterile water to dissolve the DNA.
3. Close the tube and incubate for 10 minutes at room temperature.
4. Briefly vortex the tube and then do a quick spin (less than 5000xg) to concentrate the liquid at the bottom.
5. Store the suspended plasmid at -20°C. The DNA is stable for at least one year from date of shipping when stored at -20°C.

RefSeq: [NM_080598.3](#), [NP_542165.1](#)

RefSeq Size: 2044 bp

RefSeq ORF: 1287 bp

Locus ID: 7919

UniProt ID: [Q13838](#)

Cytogenetics: 6p21.33

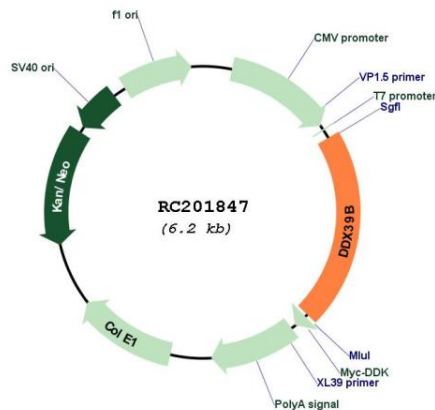
Domains: DEAD, helicase_C

Protein Pathways: Spliceosome

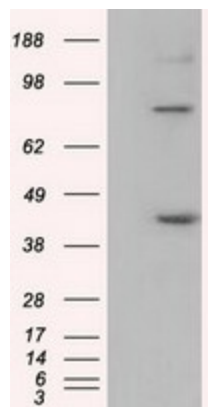
MW: 49 kDa

Gene Summary: This gene encodes a member of the DEAD box family of RNA-dependent ATPases that mediate ATP hydrolysis during pre-mRNA splicing. The encoded protein is an essential splicing factor required for association of U2 small nuclear ribonucleoprotein with pre-mRNA, and it also plays an important role in mRNA export from the nucleus to the cytoplasm. This gene belongs to a cluster of genes localized in the vicinity of the genes encoding tumor necrosis factor alpha and tumor necrosis factor beta. These genes are all within the human major histocompatibility complex class III region. Mutations in this gene may be associated with rheumatoid arthritis. Alternative splicing results in multiple transcript variants. Related pseudogenes have been identified on both chromosomes 6 and 11. Read-through transcription also occurs between this gene and the upstream ATP6V1G2 (ATPase, H+ transporting, lysosomal 13kDa, V1 subunit G2) gene. [provided by RefSeq, Feb 2011]

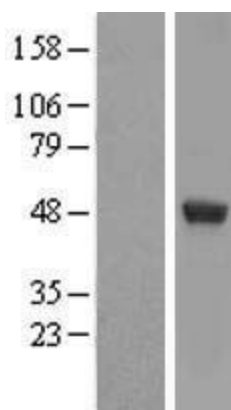
Product images:



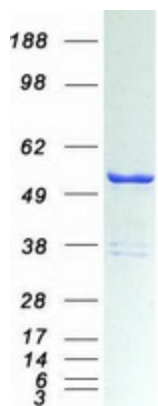
Circular map for RC201847



HEK293T cells were transfected with the pCMV6-ENTRY control (Cat# [PS100001], Left lane) or pCMV6-ENTRY BAT1 (Cat# RC201847, Right lane) cDNA for 48 hrs and lysed. Equivalent amounts of cell lysates (5 ug per lane) were separated by SDS-PAGE and immunoblotted with anti-BAT1 (Cat# [TA501186]). Positive lysates [LY409144] (100ug) and [LC409144] (20ug) can be purchased separately from OriGene.



Western blot validation of overexpression lysate (Cat# [LY409144]) using anti-DDK antibody (Cat# [TA50011-100]). Left: Cell lysates from untransfected HEK293T cells; Right: Cell lysates from HEK293T cells transfected with RC201847 using transfection reagent MegaTran 2.0 (Cat# [TT210002]).



Coomassie blue staining of purified DDX39B protein (Cat# [TP301847]). The protein was produced from HEK293T cells transfected with DDX39B cDNA clone (Cat# RC201847) using MegaTran 2.0 (Cat# [TT210002]).