

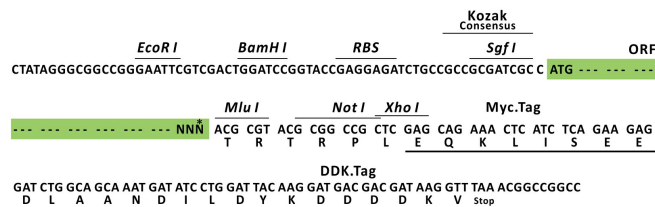
Product datasheet for RC201787L1

DPAGT1 (NM_001382) Human Tagged Lenti ORF Clone

Product data:

Product Type:	Expression Plasmids
Product Name:	DPAGT1 (NM_001382) Human Tagged Lenti ORF Clone
Tag:	Myc-DDK
Symbol:	DPAGT1
Synonyms:	ALG7; CDG-Ij; CDG1J; CMS13; CMSTA2; D11S366; DGPT; DPAGT; DPAGT2; G1PT; GPT; UAGT; UGAT
Mammalian Cell Selection:	None
Vector:	pLenti-C-Myc-DDK (PS100064)
E. coli Selection:	Chloramphenicol (34 ug/mL)
ORF Nucleotide Sequence:	The ORF insert of this clone is exactly the same as(RC201787).
Restriction Sites:	SgfI-MluI
Cloning Scheme:	

Cloning sites used for ORF Shuttling:



* The last codon before the Stop codon of the ORF.

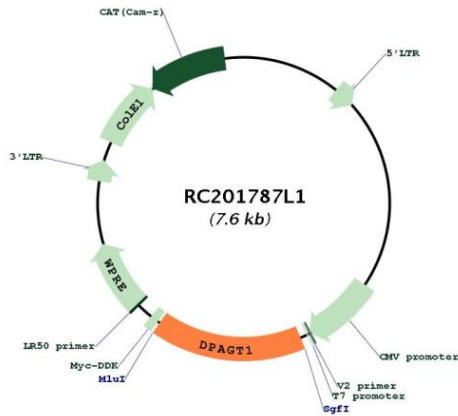
ACCN:	NM_001382
ORF Size:	1224 bp



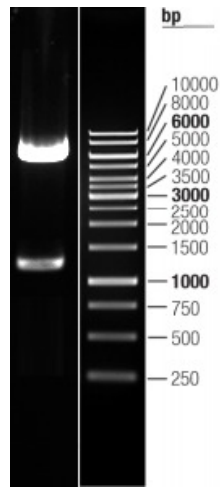
[View online >](#)

OTI Disclaimer:	The molecular sequence of this clone aligns with the gene accession number as a point of reference only. However, individual transcript sequences of the same gene can differ through naturally occurring variations (e.g. polymorphisms), each with its own valid existence. This clone is substantially in agreement with the reference, but a complete review of all prevailing variants is recommended prior to use. More info
OTI Annotation:	This clone was engineered to express the complete ORF with an expression tag. Expression varies depending on the nature of the gene.
Components:	The ORF clone is ion-exchange column purified and shipped in a 2D barcoded Matrix tube containing 10ug of transfection-ready, dried plasmid DNA (reconstitute with 100 ul of water).
Reconstitution Method:	<ol style="list-style-type: none">1. Centrifuge at 5,000xg for 5min.2. Carefully open the tube and add 100ul of sterile water to dissolve the DNA.3. Close the tube and incubate for 10 minutes at room temperature.4. Briefly vortex the tube and then do a quick spin (less than 5000xg) to concentrate the liquid at the bottom.5. Store the suspended plasmid at -20°C. The DNA is stable for at least one year from date of shipping when stored at -20°C.
RefSeq:	NM_001382.2
RefSeq Size:	2150 bp
RefSeq ORF:	1227 bp
Locus ID:	1798
UniProt ID:	Q9H3H5
Cytogenetics:	11q23.3
Domains:	Glycos_transf_4
Protein Families:	Transmembrane
Protein Pathways:	Metabolic pathways, N-Glycan biosynthesis
MW:	46.1 kDa
Gene Summary:	The protein encoded by this gene is an enzyme that catalyzes the first step in the dolichol-linked oligosaccharide pathway for glycoprotein biosynthesis. This enzyme belongs to the glycosyltransferase family 4. This protein is an integral membrane protein of the endoplasmic reticulum. The congenital disorder of glycosylation type Ij is caused by mutation in the gene encoding this enzyme. [provided by RefSeq, Jul 2008]

Product images:



Circular map for RC201787L1



Double digestion of RC201787L1 using SgfI and MluI