

Product datasheet for RC201727

XTP3TPA (DCTPP1) (NM_024096) Human Tagged ORF Clone

Product data:

Product Type: Expression Plasmids
Product Name: XTP3TPA (DCTPP1) (NM_024096) Human Tagged ORF Clone
Tag: Myc-DDK
Symbol: XTP3TPA
Synonyms: CDA03; RS21C6; XTP3TPA
Mammalian Cell Selection: Neomycin
Vector: pCMV6-Entry (PS100001)
E. coli Selection: Kanamycin (25 ug/mL)
ORF Nucleotide Sequence: >RC201727 ORF sequence
 Red=Cloning site Blue=ORF Green=Tags(s)

TTTTGTAATACGACTCACTATAGGGCGCCGGGAATTCGTCGACTGGATCCGGTACCGAGGAGATCTGCC
 GCCCGGATCGCC

ATGTCTGTGGCCGGTGGGGAGATTCGTGGGGACACGGGGGAGAGGACACTGCTGCTCCCGCCGGTTCA
 GCTTCAGCCCGGAGCCACGCTCGAGGACATCCGCCCTCCATGCTGAGTTTGTGCGGAACGAGACTG
 GGAACAGTTCCATCAGCCTCGGAATCTCCTCCTGGCCTTGGTTGGGAAGTGGGGAGCTGGCAGAACTC
 TTTAGTGGAAAACCGATGGGGAACCTGGCCCCAAGGCTGGTCCCCAGGGAACGGGCAGCCCTCAAG
 AGGAGCTTAGTGACGTCCTCATCTACCTGGTGGCATTAGCAGCCCGCTGCCGTGTGGATCTGCCGTAGC
 AGTGCTCTCCAAAATGGACATCAACCGGCGACGCTACCCAGCCATCTGGCCCGCAGCTCTCCCGCAAG
 TATACAGAATTGCCCCATGGGGCCTCTCTGAAGACCAGGCTGTGGGGCCTGCGGACATTCCTGTGACT
 CCACAGGCCAGACCTCAACC

ACGCGTACGCGGCCGCTCGAGCAGAACTCATCTCAGAAGAGGATCTGGCAGCAAATGATATCCTGGATT
 ACAAGGATGACGACGATAAGGTTTAA

Protein Sequence: >RC201727 protein sequence
 Red=Cloning site Green=Tags(s)

MSVAGGEIRGDTGGEDTAAAGRFSFSPEPTLEDIRRLHAEFAAERDWEQFHQPRNLLLALVGEVGEALAE
 FQWKTDGEPGPQGWSPRERAALQEELSDVLIYVALAARCRVDLPLAVLSKMDINRRRYPAHLARSSSRK
 YTELPHGAISEDQAVGPADIPCDSTGQTST

TRTRPLEQKLISEEDLAANDILDYKDDDDKV

Chromatograms: https://cdn.origene.com/chromatograms/mk6213_a12.zip



[View online »](#)

Restriction Sites: SgfI-MluI

Cloning Scheme:



ACCN: NM_024096

ORF Size: 510 bp

OTI Disclaimer: Due to the inherent nature of this plasmid, standard methods to replicate additional amounts of DNA in E. coli are highly likely to result in mutations and/or rearrangements. Therefore, OriGene does not guarantee the capability to replicate this plasmid DNA. Additional amounts of DNA can be purchased from OriGene with batch-specific, full-sequence verification at a reduced cost. Please contact our customer care team at custsupport@origene.com or by calling 301.340.3188 option 3 for pricing and delivery.

The molecular sequence of this clone aligns with the gene accession number as a point of reference only. However, individual transcript sequences of the same gene can differ through naturally occurring variations (e.g. polymorphisms), each with its own valid existence. This clone is substantially in agreement with the reference, but a complete review of all prevailing variants is recommended prior to use. [More info](#)

OTI Annotation: This clone was engineered to express the complete ORF with an expression tag. Expression varies depending on the nature of the gene.

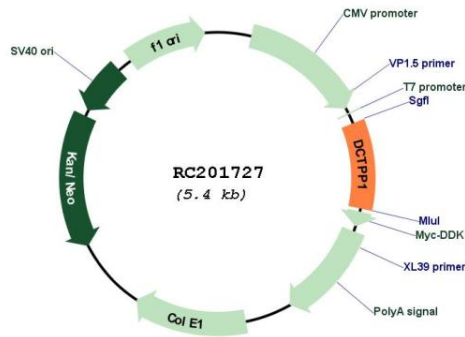
Components: The ORF clone is ion-exchange column purified and shipped in a 2D barcoded Matrix tube containing 10ug of transfection-ready, dried plasmid DNA (reconstitute with 100 ul of water).

- Reconstitution Method:**
1. Centrifuge at 5,000xg for 5min.
 2. Carefully open the tube and add 100ul of sterile water to dissolve the DNA.
 3. Close the tube and incubate for 10 minutes at room temperature.
 4. Briefly vortex the tube and then do a quick spin (less than 5000xg) to concentrate the liquid at the bottom.
 5. Store the suspended plasmid at -20°C. The DNA is stable for at least one year from date of shipping when stored at -20°C.

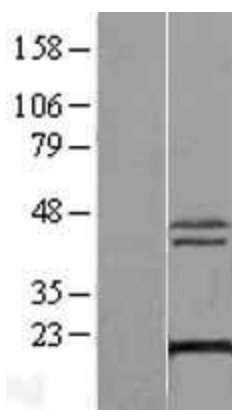
RefSeq: [NM_024096.2](#)
RefSeq Size: 1143 bp
RefSeq ORF: 513 bp
Locus ID: 79077
UniProt ID: [Q9H773](#)
Cytogenetics: 16p11.2
Protein Families: Stem cell - Pluripotency
MW: 18.7 kDa

Gene Summary: The protein encoded by this gene is dCTP pyrophosphatase, which converts dCTP to dCMP and inorganic pyrophosphate. The encoded protein also displays weak activity against dTTP and dATP, but none against dGTP. This protein may be responsible for eliminating excess dCTP after DNA synthesis and may prevent overmethylation of CpG islands. Three transcript variants, one protein-coding and the other two non-protein coding, have been found for this gene. [provided by RefSeq, Dec 2015]


Product images:



Circular map for RC201727



Western blot validation of overexpression lysate (Cat# [LY411367]) using anti-DDK antibody (Cat# [TA50011-100]). Left: Cell lysates from untransfected HEK293T cells; Right: Cell lysates from HEK293T cells transfected with RC201727 using transfection reagent MegaTran 2.0 (Cat# [TT210002]).



Coomassie blue staining of purified DCTPP1 protein (Cat# [TP301727]). The protein was produced from HEK293T cells transfected with DCTPP1 cDNA clone (Cat# RC201727) using MegaTran 2.0 (Cat# [TT210002]).