

## Product datasheet for RC201673

### ZNF691 (NM\_015911) Human Tagged ORF Clone

#### Product data:

Product Type:	Expression Plasmids
Product Name:	ZNF691 (NM_015911) Human Tagged ORF Clone
Tag:	Myc-DDK
Symbol:	ZNF691
Synonyms:	Zfp691
Mammalian Cell Selection:	Neomycin
Vector:	pCMV6-Entry (PS100001)
E. coli Selection:	Kanamycin (25 ug/mL)
ORF Nucleotide Sequence:	>RC201673 ORF sequence Red=Cloning site Blue=ORF Green=Tags(s)

TTTTGTAATACGACTCACTATAGGGCGGCCGGAATTCGTCGACTGGATCCGGTACCGAGGAGATCTGCC  
GCC**CGCATCGC**C

ATGGGCAGTGAGAAGGAGCAGAGTCCAGAACCACACCTGCCTGAGGAAGGGGAAGGGGTAAAGCCTTGGAGAGTGGATGACTCAGAGGGTTCTTGGATCCCACCTGGGGAGAAGGAGCATGGCAAGAGAGCCTGTCGGA  
TGAAGTGAAGAACTCATCAAAAAAGCCATGGCAGAAAGTCACTGTCCGGGCTCGAGAGCTAGGGGAC  
CCCATTGCTCATCAAGGCATGAGGCAGATGAGAAGCCCTTTATATGTGCCAGTGTGGCAAACCTTCA  
ATAATACCTCCAACCTGAGAACACACCAGCGGATCCACACTGGTGAGAAGCCTTACAAGTGTCTGAATG  
TGGCAAGAGCTTCTCGAGAAGCTCCAACCGCATCCGGCAGGAGCGATCCACCTGGAAGAGAAACTAC  
AAATGCCCAAGTGCCAGGAGAGCTTTCGGCGCGCTCAGACCTCACCACGCACCAGCAAGATCACCTAG  
GCAAGCGGCCATACCGCTGTGACATCTGTGGCAAGAGCTTCCAGCCAGAGTGCCACGCTAGCTGTGCATCA  
CCGGACCCACCTGGAGCCAGCACCTACATCTGCTGTGAGTGTGGGAAGAGCTTCCAGCAACAGCTCCAGC  
TTTGGCGTGCATCACCACCCACAGGTGAGAGACCTTATGAGTGCAGTGTGGGCGGACCTTCA  
GCGATATCTCAACTTTGGAGCACACCAGCGGACCCACAGAGGGGAGAAGCCCTACCGGTGCACTGTGTG  
TGGGAAACACTTCTCCCGAGCTCGAATTCATCCGCCACCAGAAACTCACTTGGGCGAACAGGCTGGG  
AAAGATTCCAGC

**ACGCGT**ACGCGGCCGCTCGAGCAGAAACTCATCTCAGAAGAGGATCTGGCAGCAAATGATATCCTGGATT  
ACAAGGATGACGACGATAAGGTTTAA



[View online »](#)

**Protein Sequence:** >RC201673 protein sequence  
Red=Cloning site Green=Tags(s)

MGSEKEQSPEPHLP EEGEGGK PWRVDDSEGSWIPPGEKEHGQESLSDELQETHPKKPWQKVTVRARELGD  
 PIAHPRHEADEKPFICAQCGKTFNNTSNLRTHQRIHTGEKPYKCEGKSF SRSSNRIRHERIHLEEKHY  
 KCPKQESFRRRSDLTTHQQDHLGKRPYRCDICGKSF SQSATLAVHHRTHLEPAPYICCECGKSF SNSS  
 FGVHHRHTHTGERPYECTECGRTFSDISNFGAHQRTHRGEKPYRCTVCGKHF SRSSNLI RHQKTHLGEQAG  
 KDSS

TRTRPLEQKLISEEDLAANDILDYKDDDDKV

**Chromatograms:** [https://cdn.origene.com/chromatograms/mk6299\\_f05.zip](https://cdn.origene.com/chromatograms/mk6299_f05.zip)

**Restriction Sites:** SgfI-MluI

**Cloning Scheme:**



**ACCN:** NM\_015911

**ORF Size:** 852 bp

**OTI Disclaimer:** The molecular sequence of this clone aligns with the gene accession number as a point of reference only. However, individual transcript sequences of the same gene can differ through naturally occurring variations (e.g. polymorphisms), each with its own valid existence. This clone is substantially in agreement with the reference, but a complete review of all prevailing variants is recommended prior to use. [More info](#)

**OTI Annotation:** This clone was engineered to express the complete ORF with an expression tag. Expression varies depending on the nature of the gene.

**Components:** The ORF clone is ion-exchange column purified and shipped in a 2D barcoded Matrix tube containing 10ug of transfection-ready, dried plasmid DNA (reconstitute with 100 ul of water).

**Reconstitution Method:**

1. Centrifuge at 5,000xg for 5min.
2. Carefully open the tube and add 100ul of sterile water to dissolve the DNA.
3. Close the tube and incubate for 10 minutes at room temperature.
4. Briefly vortex the tube and then do a quick spin (less than 5000xg) to concentrate the liquid at the bottom.
5. Store the suspended plasmid at -20°C. The DNA is stable for at least one year from date of shipping when stored at -20°C.

**Note:** Plasmids are not sterile. For experiments where strict sterility is required, filtration with 0.22um filter is required.

**RefSeq:** [NM\\_015911.3](#)

**RefSeq Size:** 1627 bp

**RefSeq ORF:** 855 bp

**Locus ID:** 51058

**UniProt ID:** [Q5VV52](#)

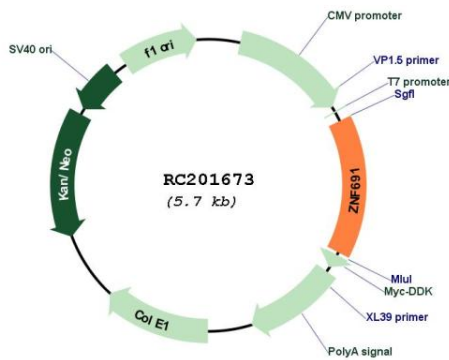
**Cytogenetics:** 1p34.2

**Domains:** zf-C2H2

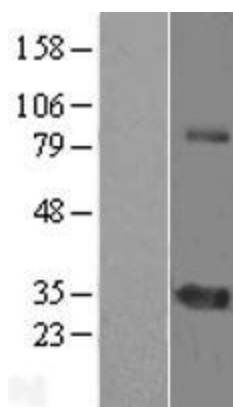
**MW:** 32.5 kDa

**Gene Summary:** May be involved in transcriptional regulation.[UniProtKB/Swiss-Prot Function]


**Product images:**



Circular map for RC201673



Western blot validation of overexpression lysate (Cat# [LY414314]) using anti-DDK antibody (Cat# [TA50011-100]). Left: Cell lysates from untransfected HEK293T cells; Right: Cell lysates from HEK293T cells transfected with RC201673 using transfection reagent MegaTran 2.0 (Cat# [TT210002]).



Coomassie blue staining of purified ZNF691 protein (Cat# [TP301673]). The protein was produced from HEK293T cells transfected with ZNF691 cDNA clone (Cat# RC201673) using MegaTran 2.0 (Cat# [TT210002]).