

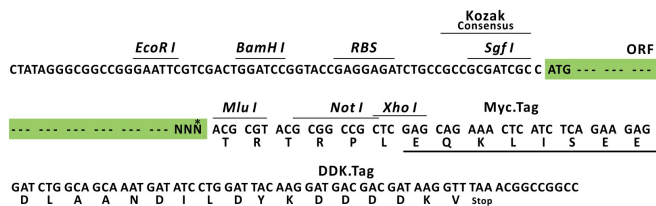
Product datasheet for RC201647L1

Adrenodoxin (FDX1) (NM_004109) Human Tagged Lenti ORF Clone

Product data:

Product Type:	Expression Plasmids
Product Name:	Adrenodoxin (FDX1) (NM_004109) Human Tagged Lenti ORF Clone
Tag:	Myc-DDK
Symbol:	Adrenodoxin
Synonyms:	ADX; FDX; LOH11CR1D
Mammalian Cell Selection:	None
Vector:	pLenti-C-Myc-DDK (PS100064)
E. coli Selection:	Chloramphenicol (34 ug/mL)
ORF Nucleotide Sequence:	The ORF insert of this clone is exactly the same as(RC201647).
Restriction Sites:	SgfI-MluI
Cloning Scheme:	

Cloning sites used for ORF Shuttling:



* The last codon before the Stop codon of the ORF.

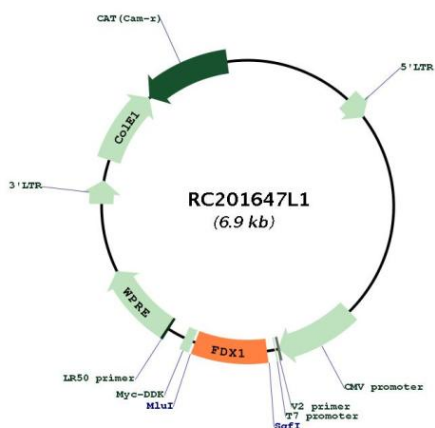
ACCN:	NM_004109
ORF Size:	552 bp



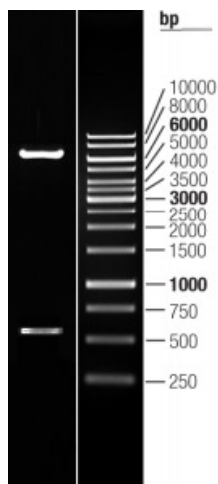
[View online »](#)

OTI Disclaimer:	The molecular sequence of this clone aligns with the gene accession number as a point of reference only. However, individual transcript sequences of the same gene can differ through naturally occurring variations (e.g. polymorphisms), each with its own valid existence. This clone is substantially in agreement with the reference, but a complete review of all prevailing variants is recommended prior to use. More info
OTI Annotation:	This clone was engineered to express the complete ORF with an expression tag. Expression varies depending on the nature of the gene.
Components:	The ORF clone is ion-exchange column purified and shipped in a 2D barcoded Matrix tube containing 10ug of transfection-ready, dried plasmid DNA (reconstitute with 100 ul of water).
Reconstitution Method:	<ol style="list-style-type: none">1. Centrifuge at 5,000xg for 5min.2. Carefully open the tube and add 100ul of sterile water to dissolve the DNA.3. Close the tube and incubate for 10 minutes at room temperature.4. Briefly vortex the tube and then do a quick spin (less than 5000xg) to concentrate the liquid at the bottom.5. Store the suspended plasmid at -20°C. The DNA is stable for at least one year from date of shipping when stored at -20°C.
RefSeq:	NM_004109.3
RefSeq Size:	3155 bp
RefSeq ORF:	555 bp
Locus ID:	2230
UniProt ID:	P10109
Cytogenetics:	11q22.3
Domains:	fer2
MW:	19.4 kDa
Gene Summary:	This gene encodes a small iron-sulfur protein that transfers electrons from NADPH through ferredoxin reductase to mitochondrial cytochrome P450, involved in steroid, vitamin D, and bile acid metabolism. Pseudogenes of this functional gene are found on chromosomes 20 and 21. [provided by RefSeq, Aug 2011]

Product images:



Circular map for RC201647L1



Double digestion of RC201647L1 using SgfI and MluI