

Product datasheet for RC201570

TTC4 (NM_004623) Human Tagged ORF Clone

Product data:

Product Type:	Expression Plasmids
Product Name:	TTC4 (NM_004623) Human Tagged ORF Clone
Tag:	Myc-DDK
Symbol:	TTC4
Synonyms:	CNS1
Mammalian Cell Selection:	Neomycin
Vector:	pCMV6-Entry (PS100001)
E. coli Selection:	Kanamycin (25 ug/mL)
ORF Nucleotide Sequence:	>RC201570 ORF sequence Red=Cloning site Blue=ORF Green=Tags(s)

TTTTGTAATACGACTCACTATAGGGCGGCCGGAATTCGTCGACTGGATCCGGTACCGAGGAGATCTGCC
GCC**CGATCGCC**

ATGGAACAACCTGGGCAGGATCCACCTCAGACGACGTCATGGACTCGTTCCTGGAAAAGTTCAGAGCC
AGCCTTACCGTGGCGCTTTCATGAGGACCAGTGGGAGAAGGAATTTGAAAAGTCCCCCTATTTATGAC
GAGAGCGCCATCAGAAATGATCCAGGGAGAATCCTGACTTGGCTTGTCTCCAGTCAATTATTTTGTAT
GAGGAGCGTTCCTCAGAAGAACAGGCCAAGACCTATAAAGATGAGGGCAATGATTACTTTAAAGAAAAAG
ACTACAAGAAAGCTGTAATTTACATACACTGAAGGCTTAAAGAAGAAATGTCAGATCCTGATTTGAATGC
TGTCTTTTATACCAACCGGGCAGCAGCACAGTACTATCTGGGCAATTTTGTCTCTCAATGATGTG
ACAGCTGCCAGAAAGCTAAAACCTGCCACCTCAAAGCAATAATAAGAGGTGCCTTATGCCATCTGGAAC
TGAAACACTTTGCCGAGGCCGTGAAGTGGTGTGATGAGGGACTGCAAATAGATGCCAAAGAGAAGAAGCT
TCTGGAATGAGGGCTAAAGCAGACAAGCTGAAGCGAATTGAACAGAGGGATGTGAGGAAAGCCAATTG
AAAGAAAAGAAGGAGAGGAATCAGAAATGAGGCTTACTCCAGGCCATCAAGGCTAGGAATATCAGGCTCT
CAGAAGCTGCCTGTGAGGATGAAGATTCAGCCTCAGAAGTCTAGGTGAGCTTTTCTGGATGGACTCAG
CACTGAGAACCCCATGGAGCCAGGCTGAGTCTAGATGGCCAGGGCAGGCTGAGCTGGCCTGTGCTCTTT
CTGTACCCAGAGTATGCCAGTCGGACTTCATCTGCTTTTTCATGAGGACTCCAGGTTTATTGATCATC
TAATGGTGATGTTTGGTAAACACCTCTTGGACCTAGAGCAAAAATATTGCCCTGATAATTTGGAGGT
CTACTTTGAGGATGAGGACAGGGCAGAACTATACCGGGTGCCTGCCAAGAGCACCTTGCTACAGGTTCTA
CAGCACAGAGGTAATTTGTAAGCCCTGACACCAGCATTTTGGTCTGTGTAGGATCCTCTCCTTTT
GCAAGAATTTTCTCCGGGGGAGAAAGGTGTACCAGATACGA

ACGCGTACGCGGCCGCTCGAGCAGAAACTCATCTCAGAAGAGGATCTGGCAGCAATGATATCCTGGATT
ACAAGGATGACGACGATAAGGTTTAA



[View online >](#)

Protein Sequence: >RC201570 protein sequence
Red=Cloning site Green=Tags(s)

MEQPGQDPTSDDVMSDFLEKFKSQPYRGGFHEDQWEKEFEKVPLFMTRAPSEIDPRENPDACLQSIIFD
 EERSPEEQAKTYKDEGNDYFKEKDYKKAIVISYTEGLKKKCADPDLNAVL YTNRAAAQYYLGNFRSALNDV
 TAARKLKPCHLKAIRGALCHLELKHFAEAVNWCDEGLQIDAKEKKLLEMRADKLRKRIEQRDVRKANL
 KEKKERNQNEALLQAIKARNIRLSEAACEDEDSASEGLGELFLDGLSTENPHGARLSLDGGQRLSWPVLF
 LYPEYASQDFISAFHEDSRFIDHLMVMFGETPSWDLEQKYCPDNLEVYFEDEDRAEL YRVPKSTLLQVL
 QHQRYFVKALTPAFLVCGSSPFCKNFLRGRKVVYQIR

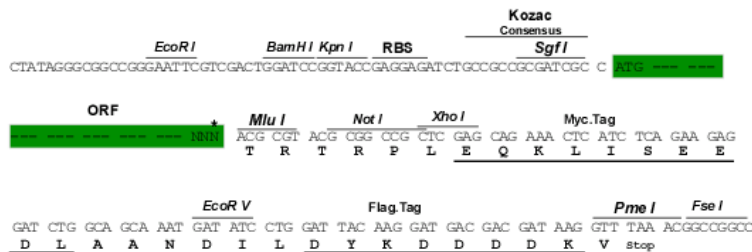
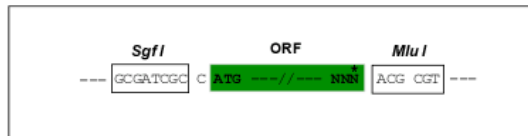
TRTRPLEQKLISEEDLAANDILDYKDDDDKV

Restriction Sites:

SgfI-MluI

Cloning Scheme:

Cloning sites used for ORF Shuttling:



* The last codon before the Stop codon of the ORF

ACCN: NM_004623

ORF Size: 1161 bp

OTI Disclaimer: The molecular sequence of this clone aligns with the gene accession number as a point of reference only. However, individual transcript sequences of the same gene can differ through naturally occurring variations (e.g. polymorphisms), each with its own valid existence. This clone is substantially in agreement with the reference, but a complete review of all prevailing variants is recommended prior to use. [More info](#)

OTI Annotation: This clone was engineered to express the complete ORF with an expression tag. Expression varies depending on the nature of the gene.

Components: The ORF clone is ion-exchange column purified and shipped in a 2D barcoded Matrix tube containing 10ug of transfection-ready, dried plasmid DNA (reconstitute with 100 ul of water).

Reconstitution Method:

1. Centrifuge at 5,000xg for 5min.
2. Carefully open the tube and add 100ul of sterile water to dissolve the DNA.
3. Close the tube and incubate for 10 minutes at room temperature.
4. Briefly vortex the tube and then do a quick spin (less than 5000xg) to concentrate the liquid at the bottom.
5. Store the suspended plasmid at -20°C. The DNA is stable for at least one year from date of shipping when stored at -20°C.

RefSeq: [NM_004623.2](#), [NP_004614.2](#)

RefSeq Size: 2395 bp

RefSeq ORF: 1164 bp

Locus ID: 7268

UniProt ID: [O95801](#)

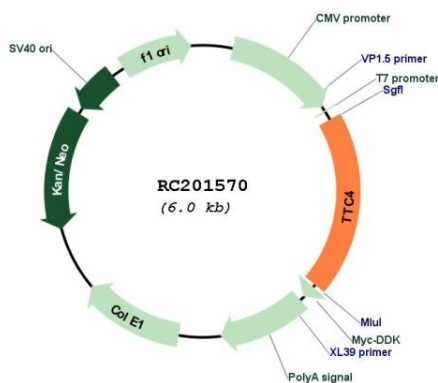
Cytogenetics: 1p32.3

Domains: TPR

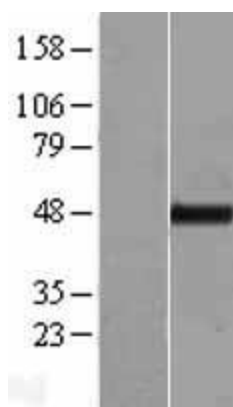
MW: 44.7 kDa

Gene Summary: This gene encodes a protein that contains tetratricopeptide (TPR) repeats, which often mediate protein-protein interactions and chaperone activity. The encoded protein interacts with heat shock proteins 70 and 90. Alternative splicing results in multiple transcript variants. Naturally-occurring readthrough transcription occurs from upstream gene MROH (maestro heat-like repeat family member 7) to this gene. [provided by RefSeq, Apr 2014]

Product images:



Circular map for RC201570



Western blot validation of overexpression lysate (Cat# [LY417865]) using anti-DDK antibody (Cat# [TA50011-100]). Left: Cell lysates from untransfected HEK293T cells; Right: Cell lysates from HEK293T cells transfected with RC201570 using transfection reagent MegaTran 2.0 (Cat# [TT210002]).