

Product datasheet for **RC201370**

OSBPL10 (NM_017784) Human Tagged ORF Clone

Product data:

Product Type:	Expression Plasmids
Product Name:	OSBPL10 (NM_017784) Human Tagged ORF Clone
Tag:	Myc-DDK
Symbol:	OSBPL10
Synonyms:	ORP10; OSBP9
Mammalian Cell Selection:	Neomycin
Vector:	pCMV6-Entry (PS100001)
E. coli Selection:	Kanamycin (25 ug/mL)



[View online »](#)

ORF Nucleotide Sequence:

>RC201370 representing NM_017784
 Red=Cloning site Blue=ORF Green=Tags(s)

TTTTGTAATACGACTCACTATAGGGCGGCCGGGAATTCGTCGACTGGATCCGGTACCGAGGAGATCTGCC
 GCC**CGGATCGCC**

ATGGAGAGGGCAGTCCAGGGCACAGACGGCGGGGGGTAGCAACAGCAGCAGCCGAGCAGCAGCCGTG
 CTACCTCGGCGGGCTCCTCGCCCTCTGCTCTCTGGCGGGCCGGGGGTCTCCAGCCGGTCGGCGCGGC
 CGGGCTCGGCGGGGGGAGCCGAGCAGCCGGCTCTGTGGCCGCTAGCCCGTCCGGGGAGGCGGC
 CGCAGGAGGGAGCCGGCCTCGAGGGCGTCTCAGCAAATACACCAACCTCCTCCAGGGCTGGCAGAACA
 GGTACTTCGTAAGTTCGAGGCTGGCATCTGCAAGTATTTGTGAATGAGCAAAGCAAACACAGAA
 GCCTCGAGGAGTCTGTCTTTATCTGGAGCCATAGTGTCCCTGAGCGATGAAGTCCCCACATGCTGGT
 GTGTAATCTGCTAATGGAGAGATGTTAAACTGAGAGTCTGATGCAAAAGAGAAACAATTCTGGGTGA
 CTCAGCTTCGAGCTTGCCAAATACCACATGAAATGAATTCTAAGAGTCTCAAGCTCCCGAAGCCG
 AAGTCTCACTTTGCTCCACATGGAACACCCAATTCTGCGTCTCCCTGTAGCCAGAGACACCTCAGTGTG
 GGGGCCCCGGTGTGTACAATCACGCATCACAACTCGCTGCAGCCGCCCGAAGAGCCAAAGAGTCAAT
 ATCCGGCCAGCTTACGAAGTCAGAGAGATGATGAACAGGTGGAAGGGCAGCAGAAGAACCTTGTGCA
 CGCCATTGAGTCCCTGCCAGGGTCCGGCCCCCTACTGCCTTGGACCAGGACCTGCTGCTCTGAAAGCT
 ACCTCTGCTGCCACCCTCAGTGCCTTGGGGAGTGCCTCAACTTGTACAGCAGAGTGTGCACCAGGCGG
 GCCAGCCAGCCAGAAGCCAGGAGCCTCGGAAAACATCTGGGATGGCACGGGTCCAAGTCAATTCCAC
 AGAGCAGCTGAAAAATGGGACACTTGGCTCTTTGCCATCAGCCAGTGCCAAACATAACCTGGGCAATTTA
 CCAAATCTGCTGAAGACGAACAACTCACAGCCAGAGCCAGAGCCAACTCAGGCTCTGAATTGGTTT
 TGCTGAAGATGAAAAAGTGACAATGAAGATAAGGAAGAGACGGAATTGGGCGTATGGAGGATCAGCG
 TAGTATAATTCTCATCTCATTTACAACCTCAAACCTTGAATGGATTGACCAAGGTGGTCTCCACC
 TTTATCTGGAGAAGCGATCTTTGCTGGAGATGTATGCAGATTCATGGCGCACCCAGACCTACTGCTGG
 CCATCACCGCTGGGGCCACACCAGAGGAGAGTCAATTTGCTTCTGTTGAGTATTATCTCACAGCCTTTCA
 CGAGGGCCGAAGGGCGCTTTAGCCAAGAAGCCCTACAACCCCATCATAGGCGAGACATTTCACTGCTCC
 TGGGAAGTTCCCAAGGACAGGGTCAAGCCTAAGAGGACTGCTTCCCGCTCTCCTGCCAGCTGTACGAAC
 ACCCAATGGCCGATGACCCTTCCAAAAGCTACAACTAAGGTTTGTGGCTGAGCAAGTGTCCCATCACCC
 ACCCATCTCTGCTTCTACTGTGAGTGCAGGAGAAGAGACTGTGTGCAACACTCATGTATGGACAAA
 AGCAAGTTCATGGGCATGTCCTGGGGTCTCTATGATAGGGGAAGGTGTGTTGAGGCTCCTGGAACACG
 GGGAGGAGTACGTATTCACCCTGCCTAGTGCCTACGCCCGGTCCATTCTCACCATCCCATGGGTGGAGCT
 CGGAGGAAAAGTCAAGTCAACTGTGCCAAGACTGGGTACTCAGCGACAGTGTATTTCCACACGAAGCCT
 TTCTATGGAGGAAAAGTCCACAGGGTTACCGCAGAAGTGAAGCACAACCCAAACACCAATTGTTTGTGA
 AAGCCCATGGGGAATGGAATGGTACTTTAGAGTTCACCTACAACAATGGAGAAACCAAAGTCATCGACAC
 AACCACACTGCCAGTGTATCCCAAGAAGATCAGACCTCTTGAGAAGCAGGGACCCATGGAGTCCAGGAAC
 CTCTGGCGGGAGGTGACCCGATACCTGCGGCTGGGGACATTGACGCAGCCACCGAGCAGAAGCGGCACC
 TAGAGGAGAAGCAACGGGTGGAGGAACGGAAGCGGAGAACCTCCGCACACCATGGAAGCCAAATATTT
 TATCCAGGAGGGCGATGGCTGGGTATACTTCAATCCCCCTGGAAGCACAC

ACGCGTACGCGGGCGCTCGAGCAGAACTCATCTCAGAAGAGGATCTGGCAGCAAATGATATCCTGGATT
 ACAAGGATGACGACGATAAGGTTTAA

Protein Sequence: >RC201370 representing NM_017784
Red=Cloning site Green=Tags(s)

```
MERAVQGTGGGGNSSSSRSSSRATSAGSSPSCSLAGRGVSSRRAAAGLGGGSRSSPGSVAASPSGGGG
RRREPALIEGVL SKYTLLQGWQNR YFVLD FEAGILQYFVNEQSKHQKPRGVL SL SGAI VLSL SDEAPHMLV
VYSANGEMFKLRAADAKEKQFWVTQLRACAKYHMEMNSKAPSSRSRSL TLLPHGTPNSASPCSQRHLSV
GAPGVVTITHHKSPAAARRAKSQYSGQLHEVREMMNQVEGQQNLVHAIESLPGSGPLTALDQDLLLLKA
TSAATLSCLGECLNLLQQSVHQAGQPSQKPGASENILGWHGSKSHSTEQLKNGTLGSLPSASANITWAIL
PNSAEDEQTSQPEPEPNSGSEL VLSEDEKSDNEDKEETELGV MEDQRSIILHLISQLKLGMDLTKVVLPT
FILEKRSLLEMYADFM AHPDLLLAITAGATPEERVICFVEYYL TAFHEGRKGALAKKPYNP IIGETFHCS
WEVPKDRVKPKRTASRSPASCHEHPMADDP SKSYKLR FVAEQVSHHPPISCFYCEEEKRL CVNTHVWTK
SKFMGMSVGVSMIGEVLR LLEHGEEYVFTLPSAYARSILTIPWVELGGKVSINCAKTGYSATVIFHTKP
FYGGKVRVTAEVKHNPTNTIVCKAHGEWNGTLEF TYNNGETKVIDTTTTLPVYPKKIRPLEKQGPME SRN
LWREVTRYLR LGDIDAATEQKRHLEEKQRVEERKRENLRTPWKPKYFIQEGDGWVYFNPLWKAH
```

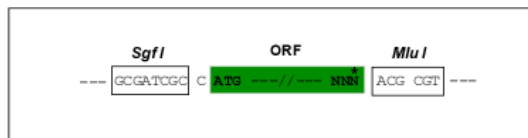
TRTRPLEQKLISEEDLAANDILDYKDDDDKV

Chromatograms: https://cdn.origene.com/chromatograms/mg2860_a06.zip

Restriction Sites: Sgfl-MluI

Cloning Scheme:

Cloning sites used for ORF Shuttling:



* The last codon before the Stop codon of the ORF

ACCN: NM_017784

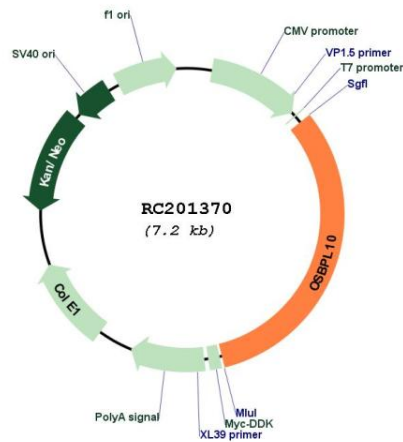
ORF Size: 2292 bp

OTI Disclaimer: The molecular sequence of this clone aligns with the gene accession number as a point of reference only. However, individual transcript sequences of the same gene can differ through naturally occurring variations (e.g. polymorphisms), each with its own valid existence. This clone is substantially in agreement with the reference, but a complete review of all prevailing variants is recommended prior to use. [More info](#)

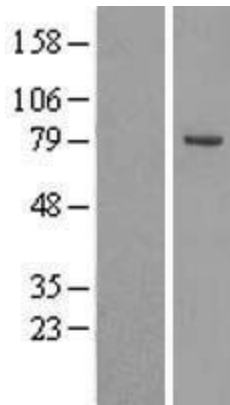
OTI Annotation: This clone was engineered to express the complete ORF with an expression tag. Expression varies depending on the nature of the gene.

Components:	The ORF clone is ion-exchange column purified and shipped in a 2D barcoded Matrix tube containing 10ug of transfection-ready, dried plasmid DNA (reconstitute with 100 ul of water).
Reconstitution Method:	<ol style="list-style-type: none">1. Centrifuge at 5,000xg for 5min.2. Carefully open the tube and add 100ul of sterile water to dissolve the DNA.3. Close the tube and incubate for 10 minutes at room temperature.4. Briefly vortex the tube and then do a quick spin (less than 5000xg) to concentrate the liquid at the bottom.5. Store the suspended plasmid at -20°C. The DNA is stable for at least one year from date of shipping when stored at -20°C.
Note:	Plasmids are not sterile. For experiments where strict sterility is required, filtration with 0.22um filter is required.
RefSeq:	NM_017784.4
RefSeq Size:	3938 bp
RefSeq ORF:	2295 bp
Locus ID:	114884
UniProt ID:	Q9BXB5
Cytogenetics:	3p23
Domains:	Oxysterol_BP, PH
MW:	83.8 kDa
Gene Summary:	This gene encodes a member of the oxysterol-binding protein (OSBP) family, a group of intracellular lipid receptors. Like most members, the encoded protein contains an N-terminal pleckstrin homology domain and a highly conserved C-terminal OSBP-like sterol-binding domain. Multiple transcript variants encoding different isoforms have been found for this gene. [provided by RefSeq, Mar 2010]

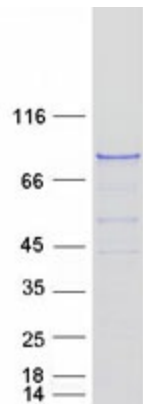
Product images:



Circular map for RC201370



Western blot validation of overexpression lysate (Cat# [LY413556]) using anti-DDK antibody (Cat# [TA50011-100]). Left: Cell lysates from untransfected HEK293T cells; Right: Cell lysates from HEK293T cells transfected with RC201370 using transfection reagent MegaTran 2.0 (Cat# [TT210002]).



Coomassie blue staining of purified OSBPL10 protein (Cat# [TP301370]). The protein was produced from HEK293T cells transfected with OSBPL10 cDNA clone (Cat# RC201370) using MegaTran 2.0 (Cat# [TT210002]).