

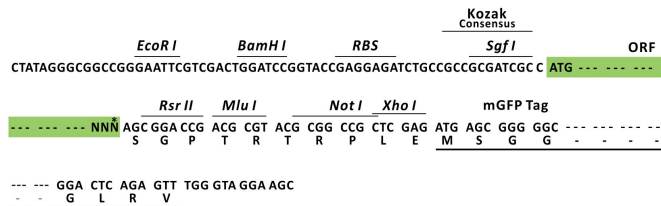
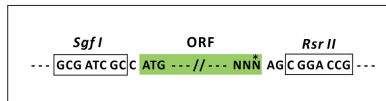
Product datasheet for RC201356L4

SIGIRR (NM_021805) Human Tagged Lenti ORF Clone

Product data:

Product Type:	Expression Plasmids
Product Name:	SIGIRR (NM_021805) Human Tagged Lenti ORF Clone
Tag:	mGFP
Symbol:	SIGIRR
Synonyms:	IL-1R8; TIR8
Mammalian Cell Selection:	Puromycin
Vector:	pLenti-C-mGFP-P2A-Puro (PS100093)
E. coli Selection:	Chloramphenicol (34 ug/mL)
ORF Nucleotide Sequence:	The ORF insert of this clone is exactly the same as(RC201356).
Restriction Sites:	SgfI-RsrII
Cloning Scheme:	

Cloning sites used for ORF Shuttling:



* The last codon before the Stop codon of the ORF.

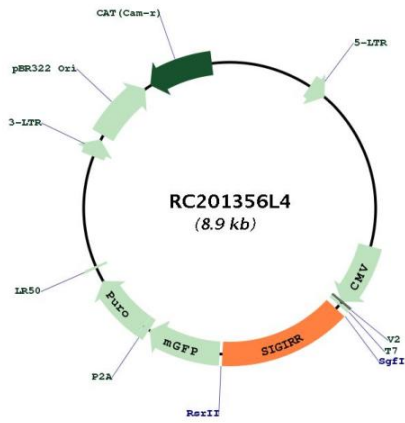
ACCN:	NM_021805
ORF Size:	1230 bp



[View online »](#)

OTI Disclaimer:	The molecular sequence of this clone aligns with the gene accession number as a point of reference only. However, individual transcript sequences of the same gene can differ through naturally occurring variations (e.g. polymorphisms), each with its own valid existence. This clone is substantially in agreement with the reference, but a complete review of all prevailing variants is recommended prior to use. More info
OTI Annotation:	This clone was engineered to express the complete ORF with an expression tag. Expression varies depending on the nature of the gene.
Components:	The ORF clone is ion-exchange column purified and shipped in a 2D barcoded Matrix tube containing 10ug of transfection-ready, dried plasmid DNA (reconstitute with 100 ul of water).
Reconstitution Method:	<ol style="list-style-type: none">1. Centrifuge at 5,000xg for 5min.2. Carefully open the tube and add 100ul of sterile water to dissolve the DNA.3. Close the tube and incubate for 10 minutes at room temperature.4. Briefly vortex the tube and then do a quick spin (less than 5000xg) to concentrate the liquid at the bottom.5. Store the suspended plasmid at -20°C. The DNA is stable for at least one year from date of shipping when stored at -20°C.
RefSeq:	NM_021805.1 , NP_068577.1
RefSeq Size:	1657 bp
RefSeq ORF:	1233 bp
Locus ID:	59307
UniProt ID:	Q6IA17
Cytogenetics:	11p15.5
Domains:	TIR
Protein Families:	Transcription Factors, Transmembrane
MW:	45.7 kDa
Gene Summary:	Acts as a negative regulator of the Toll-like and IL-1R receptor signaling pathways. Attenuates the recruitment of receptor-proximal signaling components to the TLR4 receptor, probably through an TIR-TIR domain interaction with TLR4. Through its extracellular domain interferes with the heterodimerization of IL1R1 and IL1RAP.[UniProtKB/Swiss-Prot Function]

Product images:



Circular map for RC201356L4