

Product datasheet for RC201352

CD2BP2 (NM_006110) Human Tagged ORF Clone

Product data:

Product Type:	Expression Plasmids
Product Name:	CD2BP2 (NM_006110) Human Tagged ORF Clone
Tag:	Myc-DDK
Symbol:	CD2BP2
Synonyms:	FWP010; LIN1; PPP1R59; Snu40; U5-52K
Mammalian Cell Selection:	Neomycin
Vector:	pCMV6-Entry (PS100001)
E. coli Selection:	Kanamycin (25 ug/mL)
ORF Nucleotide Sequence:	>RC201352 representing NM_006110 Red=Cloning site Blue=ORF Green=Tags(s)

TTTTGTAATACGACTCACTATAGGGCGCCGGGAATTCGTCGACTGGATCCGGTACCGAGGAGATCTGCC
GCC**CGATCGC**C

ATGCCAAAGAGGAAAGTGACCTTCCAAGGCGTGGGAGATGAGGAGGATGAGGATGAAATCATTGTCCCA
AGAAGAAGCTGGTGGACCCTGTGGCTGGGTGAGGGGCTCTGGGAGCCGCTTTAAAGGCAAACACTCTTT
GGATAGCGATGAGGAGGAGGATGATGATGATGGGGGTCCAGCAAATATGACATCTTGGCCTCAGAGGAT
GTAGAAGGTGAGGAGGCAGCCACACTCCCAGCGAGGGGGGTGTTCCGATCACACCCTTTAACCTGCAGG
AGGAGATGGAGGAAGGCCACTTTGATGCCGATGGCAACTACTTCTGAACCGGGATGCTCAGATCCGAGA
CAGCTGGCTGGACAACATTGACTGGGTGAAGATCCGGGAGCGGCCACCTGGCCAGCGCCAGGCCTCAGAC
TCGGAGGAGGAGGACAGCTTGGGCCAGACCTCAATGAGTGCCCAAGCCCTCTTGGAGGGACTTTTGGAGC
TCCTATTGCCCTAGAGAGACAGTGGCTGGGGCACTGAGGCGTCTGGGGGCCGAGGAGGAGGCAAAGGGAG
AAAGGGGCCTGGGCAACCCAGTCCCCTCAGCGCTGGACCGCTCTCCGGTGGCCGACCAGATGGTG
GCCCCGGGCAACCTTGGTGTGTACCAGGAAACAAGGGAACGGTTGGCTATGCGTCTGAAGGGTTGGGGT
GTCAGACCCTAGGACCCCAACATCCACACCCCAACCTCCCTGGACATGTTGCTGAGGAGTTGGCGGA
GGAGGAAGTGGAGACCCCAACCCCTACCCAGAGAGGAGAAGCAGAGTCGCGGGGAGATGGTCTGGTGGAT
GTGATGTGGGAATATAAGTGGGAGAACACGGGGGATGCCGAGTGTATGGGCCCTTACCAGCGCCAGAG
TGCAGACCTGGGTGAGTGAAGGCTACTTCCCGGACGGTGTATTGCGGGAAGCTGGACCCCTGGTGG
TCAGTTCTACAACCTCAAACGCATTGACTTTGACCTCTACACC

ACGCGTACGCGGCCGCTCGAGCAGAACTCATCTCAGAAGAGGATCTGGCAGCAAATGATATCCTGGATT
ACAAGGATGACGACGATAAGGTTTAA



[View online »](#)

Protein Sequence: >RC201352 representing NM_006110
Red=Cloning site Green=Tags(s)

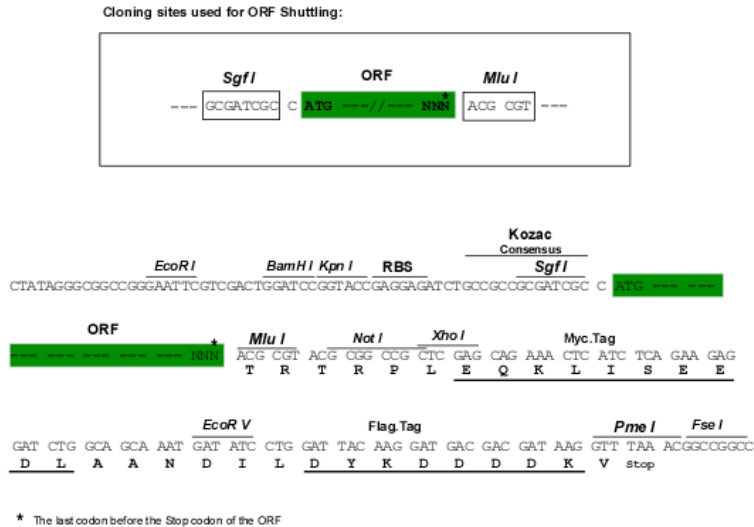
MPKRKVTFGVGDDEDEDEIIVPKKLVDPVAGSGGPGSRFKGKHSLSDEEEDDDGGSSKYDILASED
 VEGQEAATLPSEGGVRIIPFNLQEEMEEGHFDADGNYFLNRDAQIRDSWLDNIDWVKIRERPPGQRQASD
 SEEEDSLGQTSMSAQALLEGLLELLLPRETAVAGLRRLGARGGGKGRKGPQPSSPQRLDRLSGLADQMV
 ARGNLGVYQETRERLAMRLKGLGCQTLGPHNPTPPPSLDMFAEELAEELLETPPTQRGEAESRGDGLVD
 VMWEYKVENTGDAELYGPFSAQMOTWVSEGYFPDGVYCRKLDPPGGQFYNSKRIDFDLYT

TRTRPLEQKLISEEDLAANDILDYKDDDDKV

Chromatograms: https://cdn.origene.com/chromatograms/ja1536_a11.zip

Restriction Sites: SgfI-MluI

Cloning Scheme:



ACCN: NM_006110

ORF Size: 1023 bp

OTI Disclaimer: The molecular sequence of this clone aligns with the gene accession number as a point of reference only. However, individual transcript sequences of the same gene can differ through naturally occurring variations (e.g. polymorphisms), each with its own valid existence. This clone is substantially in agreement with the reference, but a complete review of all prevailing variants is recommended prior to use. [More info](#)

OTI Annotation: This clone was engineered to express the complete ORF with an expression tag. Expression varies depending on the nature of the gene.

Components: The ORF clone is ion-exchange column purified and shipped in a 2D barcoded Matrix tube containing 10ug of transfection-ready, dried plasmid DNA (reconstitute with 100 ul of water).

Reconstitution Method:

1. Centrifuge at 5,000xg for 5min.
2. Carefully open the tube and add 100ul of sterile water to dissolve the DNA.
3. Close the tube and incubate for 10 minutes at room temperature.
4. Briefly vortex the tube and then do a quick spin (less than 5000xg) to concentrate the liquid at the bottom.
5. Store the suspended plasmid at -20°C. The DNA is stable for at least one year from date of shipping when stored at -20°C.

Note: Plasmids are not sterile. For experiments where strict sterility is required, filtration with 0.22um filter is required.

RefSeq: [NM_006110.3](#)

RefSeq Size: 1299 bp

RefSeq ORF: 1026 bp

Locus ID: 10421

UniProt ID: [O95400](#)

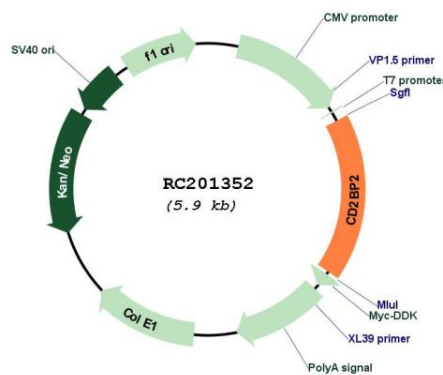
Cytogenetics: 16p11.2

Domains: GYF

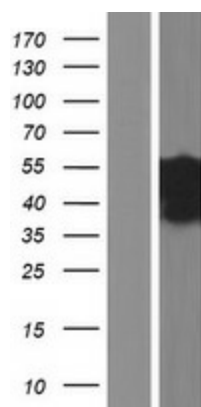
MW: 37.5 kDa

Gene Summary: This gene encodes a bi-functional protein. In the cytoplasm, the encoded protein binds the cytoplasmic tail of human surface antigen CD2 via its C-terminal GYF domain, and regulate CD2-triggered T lymphocyte activation. In the nucleus, this protein is a component of the U5 small nuclear ribonucleoprotein complex and is involved in RNA splicing. A pseudogene has been identified on chromosome 7. Alternative splicing results in multiple transcript variants but their biological validity has not been determined. [provided by RefSeq, Nov 2008]

Product images:



Circular map for RC201352



Western blot validation of overexpression lysate (Cat# [LY416848]) using anti-DDK antibody (Cat# [TA50011-100]). Left: Cell lysates from untransfected HEK293T cells; Right: Cell lysates from HEK293T cells transfected with RC201352 using transfection reagent MegaTran 2.0 (Cat# [TT210002]).