

Product datasheet for **RC201322**

IFRD2 (NM_006764) Human Tagged ORF Clone

Product data:

Product Type:	Expression Plasmids
Product Name:	IFRD2 (NM_006764) Human Tagged ORF Clone
Tag:	Myc-DDK
Symbol:	IFRD2
Synonyms:	IFNRP; SKMc15; SM15
Mammalian Cell Selection:	Neomycin
Vector:	pCMV6-Entry (PS100001)
E. coli Selection:	Kanamycin (25 ug/mL)



[View online »](#)

ORF Nucleotide Sequence:

>RC201322 ORF sequence
 Red=Cloning site Blue=ORF Green=Tags(s)

TTTTGTAATACGACTCACTATAGGGCGGCCGGGAATTCGTCGACTGGATCCGGTACCGAGGAGATCTGCC
 GCC**CGGATCGCC**

ATGCCTCGCGCCCGTAAGGGCAACACGCTCCGGAAGGGTGGTCAGCGCCGTGGAGGAGGTGCCCGGAGCA
 GTGCCAAGCTGACTCGGGTCCAGTGACGATGAGGCAGCCAGTGAGGCCGCGAGCACCGCCAGTGAATG
 CCCAGCCTTCTCAGCACCAGTGCAGAGGACAGCCTTGGGGGGATGTCGTGGATGAGCAGGGCCAGCAG
 GAAGACCTTGAGGAAAAGCTGAAGGAGTATGTGGACTGTCTCACAGACAAGAGTGCCAAGACCCGGCAGG
 GTGCTCTTGAGAGCCTGCGCCTGGCCCTAGCGTCCCGCTACTCCCCGACTTCTTGCTGGAGCGCCGCT
 CACGCTAGCCGATGCCCTGAAAAGTGCCTCAAGAAAGGGAAGGGCGAGGAACAAGCCCTGGCTGCTGCT
 GTGCTAGGCCTGCTGCGTGCAGCTGGCCCTGGACCTAAGGGTGAAGGAGCTGTTTACAGCCTGCAGC
 CTCTGCTGGTCTCTGTGCTCAGTGACAGCACAGCTAGCCCTGCTGCCCGCTCCACTGTGCTTCTGCCCT
 TGGCCTGGGCTGCTACGTGGCTGCGCTGACATCCAGGACCTGGTCTCTTGCCTTGCCTGCTTAGAAAGT
 GTTTTCAGCCGGTCTATGGCTTGGGGGCGAGCTCCACAAGTCCGTGGTTCCTGCCAGCCTGCACGGCC
 TGCTCTCTGCTGCCCTGCAGGCCTGGGCATTGCTGCTCACCATCTGCCCTAGCACCCAAATCAGCCACAT
 CCTTGACAGGCAGCTGCCCGGCTGCCCGAGCTTGTCCAGTAAAAGTGTGAACCTGCGGATCGTGCC
 GGTGAAACCATTGCACTGCTCTTTGAGCTTGCCTGGGACCTTGAGGAGGAGTTTGTTTACAGGACATGG
 AGGCCCTCTGCAGTGTCTGCGCACTCTGGCCACTGACAGTAAACAAGTACCGTGCCAAGGCTGATCGTCG
 GCGCCAGCGCTCTACTTCCGCGCCGTGCTGCACTCCGTGGAGGGCGGTGAATGCGAAGAAGAGATAGTG
 CGCTTCGGCTTTGAGGTGCTCTACATGGACAGCTGGGCTCGGCACCGGATCTACGCTGCCTTCAAGGAAG
 TGCTGGGTTGCGGCATGCACCACCACCTCCAGAACAATGAGCTACTCCGTGACATCTTTGGCCTGGGCC
 TGTGCTGTTGCTGGATGCCACTGCCCTGAAGGCCTGCAAGGTTCCACGCTTTGAGAAGCACTGTACAAT
 GCTGCTGCCTTCAAAGCCGGACCAAGGCTCGAAGCCGTGTGCGGACAAGCGGGCAGACATCTG

ACGCGTACGCGGCCGCTCGAGCAGAACTCATCTCAGAAGAGGATCTGGCAGCAAATGATATCCTGGATT
 ACAAGGATGACGACGATAAGGTTTAA

Protein Sequence:

>RC201322 protein sequence
 Red=Cloning site Green=Tags(s)

MPRARKGNTLRKGGQRRGGGARSSAQADSGSSDDEAASEARSTASECPSLLSTTAEDSLGGDVVDEQGQ
 EDLEEKLKEYVDCLTDKSAKTRQGALESRLALASRLLPDFLLERRLLADALEKCLKKKGKEEQALAAA
 VLGLLVCVQLGPGPKGEELFHSLQPLLVSVDSTASPAARLHCASALGLGCYVAAADIQDLVSLCLLES
 VFSRFYGLGSSSTSPVVPASLHGLLSAALQAWALLLTICPSTQISHILDRQLPRLPQLLSSESVNLRIAA
 GETIALLFELARDLEEEFVYEDMEALCSVLRTLATDSNKYRAKADRRRQRSTFRAVLHSVEGGECEEEIV
 RFGFEVLYMDSWARHRIYAAFKEVLGSGMHHLQNNELLRDIFGLGPVLLLDATALKACKVPRFEKHLYN
 AAFAKARTKARSVRDRKADIL

TRTRPLEQKLISEEDLAANDILDYKDDDDKV

Chromatograms:

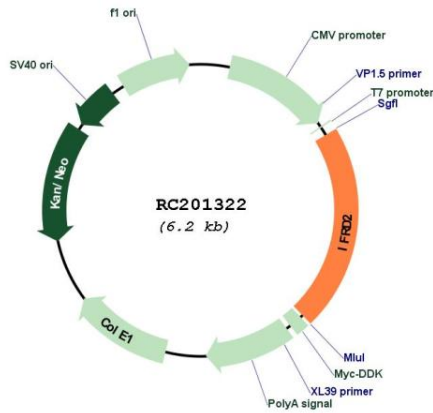
https://cdn.origene.com/chromatograms/mk6409_d10.zip

Restriction Sites:

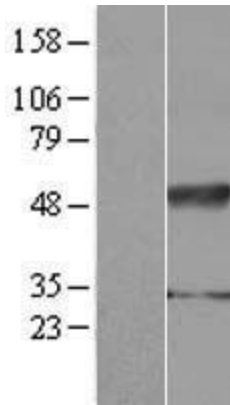
Sgfl-Mlul

Domains: IFRD_C, IFRD
 MW: 48 kDa

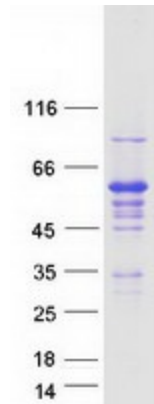
Product images:



Circular map for RC201322



Western blot validation of overexpression lysate (Cat# [LY416431]) using anti-DDK antibody (Cat# [TA50011-100]). Left: Cell lysates from untransfected HEK293T cells; Right: Cell lysates from HEK293T cells transfected with RC201322 using transfection reagent MegaTran 2.0 (Cat# [TT210002]).



Coomassie blue staining of purified IFRD2 protein (Cat# [TP301322]). The protein was produced from HEK293T cells transfected with IFRD2 cDNA clone (Cat# RC201322) using MegaTran 2.0 (Cat# [TT210002]).