OriGene Technologies, Inc.
9620 Medical Center Drive, Ste 200
Rockville, MD 20850, US
Phone: +1-888-267-4436
https://www.origene.com
techsupport@origene.com
EU: info-de@origene.com
CN: techsupport@origene.cn

Product datasheet for RC201316

C20orf4 (AAR2) (NM_015511) Human Tagged ORF Clone

Product data:

Product Type:	Expression Plasmids
Product Name:	C20orf4 (AAR2) (NM_015511) Human Tagged ORF Clone
Tag:	Myc-DDK
Symbol:	C20orf4
Synonyms:	C20orf4; CGI-23
Mammalian Cell Selection:	Neomycin
Vector:	pCMV6-Entry (PS100001)
E. coli Selection:	Kanamycin (25 ug/mL)

ORF Nucleotide Sequence:

```
>RC201316 ORF sequence
Red=Cloning site Blue=ORF Green=Tags(s)

TTTTGTAATACGACTCACTATAGGGCGGCCGGGAATTCGTCGACTGGATCCGGTACCGAGGAGATCTGCC
GCCGCGATCGCC

ATGGCTGCCGTGCAGATGGATCCTGAGCTAGCCAAGCGCCTCTTCTTTGAAGGGGCCACTGTGGTCATCC
TGAACATGCCCAAGGGAACAGAGTTTGGGATTGACTATAACTCCTGGGAGGTCGGGCCCAAGTTCCGGGG
CGTGAAGATGATCCCTCCAGGCATCCACTTCCTCCACTACAGCTCTGTGGACAAGGCTAATCCGAAGGAA
GTAGGCCCTCGTATGGGTTTCTTCCTTAGCCTGCACCAGCGGGGGCTGACAGTGCTGCGCTGGAGCACAC
TCAGGGAAGAGGTAGACCTGTCCCCAGCCCCAGAGTCTGAGGTGGAGGCCATGAGGGCCAACCTCCAGGA
GCTGGACCAGTTCCTGGGGCCTTACCCATATGCCACCCTGAAGAAGTGGATCTCACTCACCAACTTCATC
AGCGAAGCCACAGTGGAGAAGCTACAGCCCGAGAATCGACAGATCTGTGCCTTTTCCGATGTGCTACCTG
TGCTCTCCATGAAGCACACCAAGGACCGCGTGGGGCAGAATCTACCCCGCTGTGGCATTGAGTGCAAAAG
CTACCAAGAGGGCCTGGCCCGGCTACCAGAGATGAAGCCCAGAGCCGGGACAGAGATCCGCTTCTCAGAG
CTGCCCACGCAGATGTTCCCAGAGGGTGCCACGCCAGCTGAGATAACCAAGCACAGCATGGACCTGAGCT
ATGCCCTGGAGACTGTGCTCAACAAGCAGTTCCCCAGCAGCCCCCAGGATGTGCTTGGTGAACTCCAGTT
TGCTTTTGTGTGCTTCCTGCTGGGGAATGTGTACGAGGCATTTGAGCATTGGAAGCGGCTCCTGAACCTC
CTGTGCCGGTCAGAAGCAGCCATGATGAAGCACCACACCCTCTACATCAACCTCATCTCCATCCTGTACC
ACCAGCTTGGTGAGATCCCCGCTGACTTCTTCGTAGACATTGTCTCCCAAGACAACTTCCTCACCAGCAC
CTTACAGGTTTTCTTTTCCTCTGCCTGCAGCATTGCCGTGGATGCCACCCTGAGAAAGAAAGCTGAAAAG
TTCCAAGCTCACCTGACCAAGAAGTTCCGGTGGGACTTTGCTGCGGAACCTGAGGACTGTGCCCCGGTGG
TGGTGGAGCTCCCTGAGGGCATCGAGATGGGC

ACGCGTACGCGGCCGCTCGAGCAGAAACTCATCTCAGAAGAGGATCTGGCAGCAAATGATATCCTGGATT
ACAAGGATGACGACGATAAGGTTTAA
```

View online »

This product is to be used for laboratory only. Not for diagnostic or therapeutic use.
©2024 OriGene Technologies, Inc., 9620 Medical Center Drive, Ste 200, Rockville, MD 20850, US

Protein Sequence:

```
>RC201316 protein sequence
Red=Cloning site Green=Tags(s)

MAAVQMDPELAKRLFFEGATVVILNMPKGTEFGIDYNSWEVGPKFRGVKMIPPGIHFLHYSSVDKANPKE
VGPRMGFFLSLHQRGLTVLRWSTLREEVDLSPAPESEVEAMRANLQELDQFLGPYPYATLKKWISLTNFI
SEATVEKLQPENRQICAFSDVLPVLSMKHTKDRVGQNLPRCGIECKSYQEGLARLPEMKPRAGTEIRFSE
LPTQMFPEGATPAEITKHSMDLSYALETVLNKQFPSSPQDVLGELQFAFVCFLLGNVYEAFEHWKRLLNL
LCRSEAAMMKHHTLYINLISILYHQLGEIPADFFVDIVSQDNFLTSTLQVFFSSACSIAVDATLRKKAEK
FQAHLTKKFRWDFAAEPEDCAPVVVELPEGIEMG

TRTRPLEQKLISEEDLAANDILDYKDDDDKV
```

Chromatograms: https://cdn.origene.com/chromatograms/mk6576_b02.zip

Restriction Sites: SgfI-MluI

Cloning Scheme:

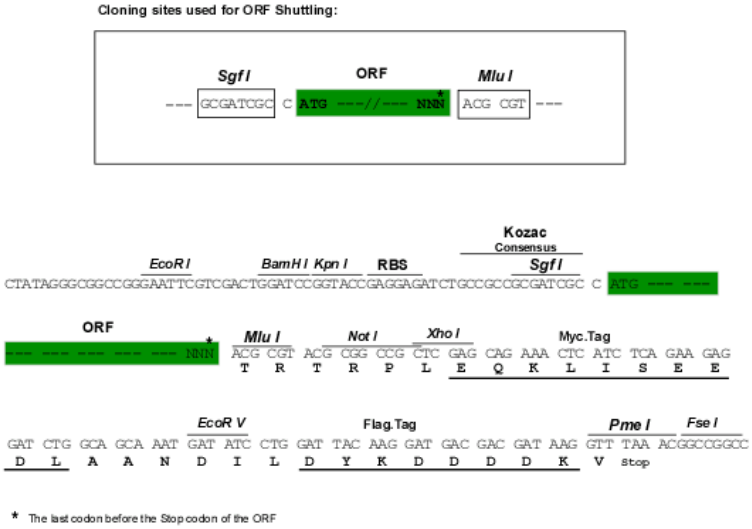

ACCN: NM_015511

ORF Size: 1152 bp

OTI Disclaimer: The molecular sequence of this clone aligns with the gene accession number as a point of reference only. However, individual transcript sequences of the same gene can differ through naturally occurring variations (e.g. polymorphisms), each with its own valid existence. This clone is substantially in agreement with the reference, but a complete review of all prevailing variants is recommended prior to use. More info

OTI Annotation: This clone was engineered to express the complete ORF with an expression tag. Expression varies depending on the nature of the gene.

Components: The ORF clone is ion-exchange column purified and shipped in a 2D barcoded Matrix tube containing 10ug of transfection-ready, dried plasmid DNA (reconstitute with 100 ul of water).

This product is to be used for laboratory only. Not for diagnostic or therapeutic use.
©2024 OriGene Technologies, Inc., 9620 Medical Center Drive, Ste 200, Rockville, MD 20850, US

Reconstitution Method:

1. Centrifuge at 5,000xg for 5min.
2. Carefully open the tube and add 100ul of sterile water to dissolve the DNA.
3. Close the tube and incubate for 10 minutes at room temperature.
4. Briefly vortex the tube and then do a quick spin (less than 5000xg) to concentrate the liquid at the bottom.
5. Store the suspended plasmid at -20°C. The DNA is stable for at least one year from date of shipping when stored at -20°C.

Note: Plasmids are not sterile. For experiments where strict sterility is required, filtration with 0.22um filter is required.

RefSeq: NM_015511.4

RefSeq Size: 2765 bp

RefSeq ORF: 1155 bp

Locus ID: 25980

UniProt ID: Q9Y312

Cytogenetics: 20q11.23

MW: 43.5 kDa

Gene Summary: This gene encodes the homolog of the yeast A1-alpha2 repressin protein that is involved in mRNA splicing. Alternately spliced transcript variants have been found for this gene. [provided by RefSeq, Dec 2012]

Product images:

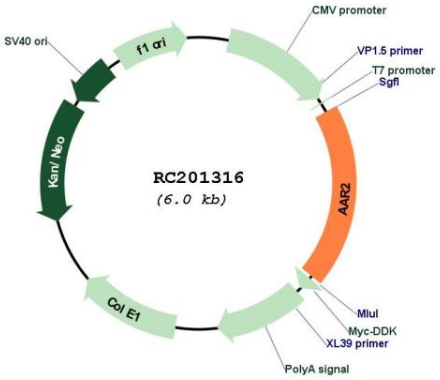

Circular map for RC201316

This product is to be used for laboratory only. Not for diagnostic or therapeutic use.
©2024 OriGene Technologies, Inc., 9620 Medical Center Drive, Ste 200, Rockville, MD 20850, US

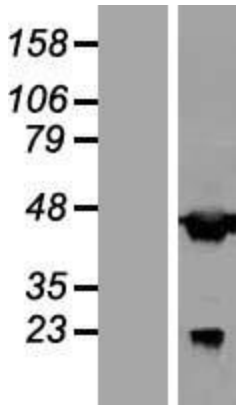

Western blot validation of overexpression lysate (Cat# [LY414504]) using anti-DDK antibody (Cat# [TA50011-100]). Left: Cell lysates from un-transfected HEK293T cells; Right: Cell lysates from HEK293T cells transfected with RC201316 using transfection reagent MegaTran 2.0 (Cat# [TT210002]).

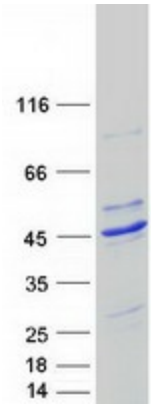

Coomassie blue staining of purified AAR2 protein (Cat# [TP301316]). The protein was produced from HEK293T cells transfected with AAR2 cDNA clone (Cat# RC201316) using MegaTran 2.0 (Cat# [TT210002]).

This product is to be used for laboratory only. Not for diagnostic or therapeutic use.
©2024 OriGene Technologies, Inc., 9620 Medical Center Drive, Ste 200, Rockville, MD 20850, US