OriGene Technologies, Inc.
9620 Medical Center Drive, Ste 200
Rockville, MD 20850, US
Phone: +1-888-267-4436
https://www.origene.com
techsupport@origene.com
EU: info-de@origene.com
CN: techsupport@origene.cn

Product datasheet for RC201297

Asparagine synthetase (ASNS) (NM_001673) Human Tagged ORF Clone

Product data:

Product Type:	Expression Plasmids
Product Name:	Asparagine synthetase (ASNS) (NM_001673) Human Tagged ORF Clone
Tag:	Myc-DDK
Symbol:	Asparagine synthetase
Synonyms:	ASNSD; TS11
Mammalian Cell Selection:	Neomycin
Vector:	pCMV6-Entry (PS100001)
E. coli Selection:	Kanamycin (25 ug/mL)

This product is to be used for laboratory only. Not for diagnostic or therapeutic use.
©2023 OriGene Technologies, Inc., 9620 Medical Center Drive, Ste 200, Rockville, MD 20850, US

ORF Nucleotide Sequence:

>RC201297 ORF sequence
Red=Cloning site Blue=ORF Green=Tags(s)

TTTTGTAATACGACTCACTATAGGGCGGCCGGGAATTCGTCGACTGGATCCGGTACCGAGGAGATCTGCC
GCCGCGATCGCC

ATGTGTGGCATTTGGGCGCTGTTTGGCAGTGATGATTGCCTTTCTGTTCAGTGTCTGAGTGCTATGAAGA
TTGCACACAGAGGTCCAGATGCATTCCGTTTTGAGAATGTCAATGGATACACCAACTGCTGCTTTGGATT
TCACCGGTTGGCGGTAGTTGACCCGCTGTTTGGAATGCAGCCAATTCGAGTGAAGAAATATCCGTATTTG
TGGCTCTGTTACAATGGTGAAATCTACAACCATAAGAAGATGCAACAGCATTTTGAATTTGAATACCAGA
CCAAAGTGGATGGTGAGATAATCCTTCATCTTTATGACAAAGGAGGAATTGAGCAAACAATTTGTATGTT
GGATGGTGTGTTTGCATTTGTTTTACTGGATACTGCCAATAAGAAAGTGTTCCTGGGTAGAGATACATAT
GGAGTCAGACCTTTGTTTAAAGCAATGACAGAAGATGGATTTTTGGCTGTATGTTCAGAAGCTAAAGGTC
TTGTTACATTGAAGCACTCCGCGACTCCCTTTTTAAAAGTGGAGCCTTTTCTTCCTGGACACTATGAAGT
TTTGGATTTAAAGCCAAATGGCAAAGTTGCATCCGTGGAAATGGTTAAATATCATCACTGTCGGGATGTA
CCCCTGCACGCCCTCTATGACAATGTGGAGAAACTCTTTCCAGGTTTTGAGATAGAAACTGTGAAGAACA
ACCTCAGGATCCTTTTTAATAATGCTGTAAAGAAACGTTTGATGACAGACAGAAGGATTGGCTGCCTTTT
ATCAGGGGGCTTGGACTCCAGCTTGGTTGCTGCCACTCTGTTGAAGCAGCTGAAAGAAGCCCAAGTACAG
TATCCTCTCCAGACATTTGCAATTGGCATGGAAGACAGCCCCGATTTACTGGCTGCTAGAAAGGTGGCAG
ATCATATTGGAAGTGAACATTATGAAGTCCTTTTTAACTCTGAGGAAGGCATTCAGGCTCTGGATGAAGT
CATATTTTCCTTGGAAACTTATGACATTACAACAGTTCGTGCTTCAGTAGGTATGTATTTAATTTCCAAG
TATATTCGGAAGAACACAGATAGCGTGGTGATCTTCTCTGGAGAAGGATCAGATGAACTTACGCAGGGTT
ACATATATTTTCACAAGGCTCCTTCTCCTGAAAAAGCCGAGGAGGAGAGTGAGAGGCTTCTGAGGGAACT
CTATTTGTTTGATGTTCTCCGCGCAGATCGAACTACTGCTGCCCATGGTCTTGAACTGAGAGTCCCATTT
CTAGATCATCGATTTTCTTCCTATTACTTGTCTCTGCCACCAGAAATGAGAATTCCAAAGAATGGGATAG
AAAAACATCTCCTGAGAGAGACGTTTGAGGATTCCAATCTGATACCCAAAGAGATTCTCTGGCGACCAAA
AGAAGCCTTCAGTGATGGAATAACTTCAGTTAAGAATTCCTGGTTTAAGATTTTACAGGAATACGTTGAA
CATCAGGTTGATGATGCAATGATGGCAAATGCAGCCCAGAAATTTCCCTTCAATACTCCTAAAACCAAAG
AAGGATATTACTACCGTCAAGTCTTTGAACGCCATTACCCAGGCCGGGCTGACTGGCTGAGCCATTACTG
GATGCCCAAGTGGATCAATGCCACTGACCCTTCTGCCCGCACGCTGACCCACTACAAGTCAGCTGTCAAA
GCT

ACGCGTACGCGGCCGCTCGAGCAGAAACTCATCTCAGAAGAGGATCTGGCAGCAAATGATATCCTGGATT
ACAAGGATGACGACGATAAGGTTTAA

Protein Sequence:

>RC201297 protein sequence
Red=Cloning site Green=Tags(s)

MCGIWALFGSDDCLSVQCLSAMKIAHRGPDAFRFENVNGYTNCCFGFHRLAVVDPLFGMQPIRVKKYPYL
WLCYNGEIYNHKKMQQHFEFEYQTKVDGEIILHLYDKGGIEQTICMLDGVFAFVLLDTANKKVFLGRDTY
GVRPLFKAMTEDGFLAVCSEAKGLVTLKHSATPFLKVEPFLPGHYEVLDLKPNGKVASVEMVKYHHCRDV
PLHALYDNVEKLFPGFEIETVKNNLRILFNNAVKKRLMTDRRIGCLLSGGLDSSLVAATLLKQLKEAQVQ
YPLQTFAIGMEDSPDLLAARKVADHIGSEHYEVLFNSEEGIQALDEVIFSLETYDITTVRASVGMYLISK
YIRKNTDSVVIFSGEGSDELTQGYIYFHKAPSPEKAEEESERLLRELYLFDVLRADRTTAAHGLELRVPF
LDHRFSSYYLSLPPEMRIPKNGIEKHLLRETFEDSNLIPKEILWRPKEAFSDGITSVKNSWFKILQEYVE
HQVDDAMMANAAQKFPFNTPKTKEGYYYRQVFERHYPGRADWLSHYWMPKWINATDPSARTLTHYKSAVK
A

TRTRPLEQKLISEEDLAANDILDYKDDDDKV

Chromatograms: https://cdn.origene.com/chromatograms/mk6576_c06.zip

Restriction Sites: SgfI-MluI

This product is to be used for laboratory only. Not for diagnostic or therapeutic use.
©2023 OriGene Technologies, Inc., 9620 Medical Center Drive, Ste 200, Rockville, MD 20850, US

Cloning Scheme:

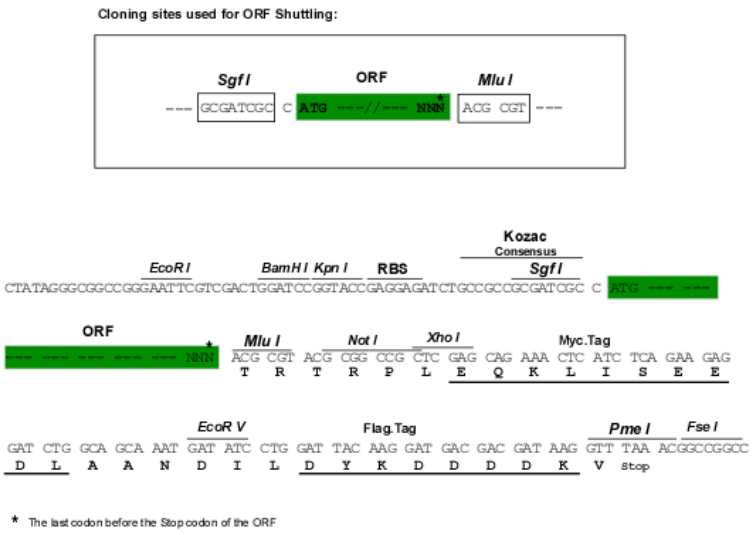

ACCN: NM_001673

ORF Size: 1683 bp

OTI Disclaimer: The molecular sequence of this clone aligns with the gene accession number as a point of reference only. However, individual transcript sequences of the same gene can differ through naturally occurring variations (e.g. polymorphisms), each with its own valid existence. This clone is substantially in agreement with the reference, but a complete review of all prevailing variants is recommended prior to use. More info

OTI Annotation: This clone was engineered to express the complete ORF with an expression tag. Expression varies depending on the nature of the gene.

Components: The ORF clone is ion-exchange column purified and shipped in a 2D barcoded Matrix tube containing 10ug of transfection-ready, dried plasmid DNA (reconstitute with 100 ul of water).

Reconstitution Method:
1. Centrifuge at 5,000xg for 5min.
2. Carefully open the tube and add 100ul of sterile water to dissolve the DNA.
3. Close the tube and incubate for 10 minutes at room temperature.
4. Briefly vortex the tube and then do a quick spin (less than 5000xg) to concentrate the liquid at the bottom.
5. Store the suspended plasmid at -20°C. The DNA is stable for at least one year from date of shipping when stored at -20°C.

RefSeq: NM_001673.5

RefSeq Size: 2084 bp

RefSeq ORF: 1686 bp

Locus ID: 440

UniProt ID: P08243

Cytogenetics: 7q21.3

This product is to be used for laboratory only. Not for diagnostic or therapeutic use.
©2023 OriGene Technologies, Inc., 9620 Medical Center Drive, Ste 200, Rockville, MD 20850, US

Domains:	GATase_2, Asn_synthase
Protein Families:	Druggable Genome
Protein Pathways:	Alanine, aspartate and glutamate metabolism, Metabolic pathways, Nitrogen metabolism
MW:	64.4 kDa
Gene Summary:	The protein encoded by this gene is involved in the synthesis of asparagine. This gene complements a mutation in the temperature-sensitive hamster mutant ts11, which blocks progression through the G1 phase of the cell cycle at nonpermissive temperature. Alternatively spliced transcript variants have been described for this gene. [provided by RefSeq, May 2010]

Product images:

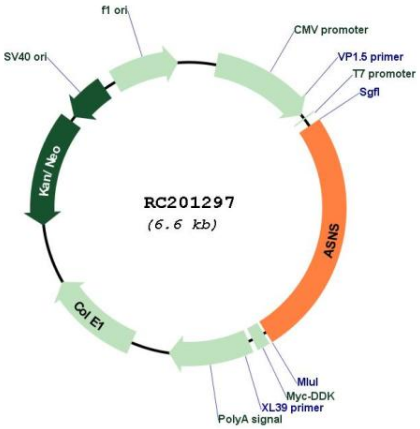

Circular map for RC201297

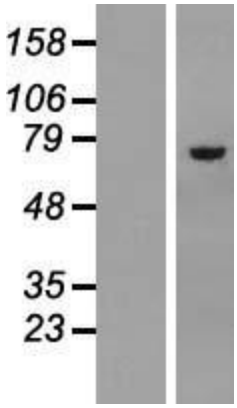

Western blot validation of overexpression lysate (Cat# [LY419813]) using anti-DDK antibody (Cat# [TA50011-100]). Left: Cell lysates from un-transfected HEK293T cells; Right: Cell lysates from HEK293T cells transfected with RC201297 using transfection reagent MegaTran 2.0 (Cat# [TT210002]).

This product is to be used for laboratory only. Not for diagnostic or therapeutic use.
©2023 OriGene Technologies, Inc., 9620 Medical Center Drive, Ste 200, Rockville, MD 20850, US



Coomassie blue staining of purified ASNS protein (Cat# [TP301297]). The protein was produced from HEK293T cells transfected with ASNS cDNA clone (Cat# RC201297) using MegaTran 2.0 (Cat# [TT210002]).

This product is to be used for laboratory only. Not for diagnostic or therapeutic use.
©2023 OriGene Technologies, Inc., 9620 Medical Center Drive, Ste 200, Rockville, MD 20850, US