

Product datasheet for **RC201283**

HJURP (NM_018410) Human Tagged ORF Clone

Product data:

Product Type:	Expression Plasmids
Product Name:	HJURP (NM_018410) Human Tagged ORF Clone
Tag:	Myc-DDK
Symbol:	HJURP
Synonyms:	FAKTS; hFLEG1; URLC9
Mammalian Cell Selection:	Neomycin
Vector:	pCMV6-Entry (PS100001)
E. coli Selection:	Kanamycin (25 ug/mL)



[View online »](#)

ORF Nucleotide
Sequence:

>RC201283 ORF sequence
Red=Cloning site Blue=ORF Green=Tags(s)

TTTTGTAATACGACTCACTATAGGGCGGCCGGAATTCGTGACTGGATCCGGTACCGAGGAGATCTGCC
GCCGCGATCGCC

ATGCTGGGTACGCTGCGGCCATGGAGGGCGAGGACGTGGAAGACGACCAGCTGCTGCAGAAGCTCAGGG
CCAGTCGCGCGCCGCTTCCAGAGGCGCATGCAGCGGCTGATAGAGAAGTACAACCAGCCCTTCGAGGACAC
CCCAGTGGTGCAAATGGCCACGCTGACCTACGAGACGCCACAGGATTGAGAATTTGGGGTGAAGACTA
ATAAAGGAAAGAAACAAAGGAGAGATCCAGGACTCCTCCATGAAGCCCGCGGACAGGACAGATGGCTCCG
TGCAAGCTGCAGCCTGGGGTCTGAGCTTCCCTCGCACCCACAGTCTGGGAGCCGATTCAAAAAGCGG
TGAGGTCGATGCCACGTGAGCCAGGAAGAGTCAGTTGCTTGGGCCTTAGCACCTGCAGTGCCTCAAAGC
CCTTTGAAAAATGAATTAAGAAGGAAATACTTGACCCAAGTGGATATACTGCTACAAGGTGCAGAGTATT
TTGAGTGTGCAGGTAACAGAGCTGGAAGGGATGTACGTGTGACTCCGCTGCCTTCACTGGCCTCACCTGC
CGTGCCTGCCCGGATACTGCAGTCGTATCTCCGAAAGAGTCTGGTGACCCAGCGAAACCAGCTTCA
TCTCCCAGAGAATGGGATCCTTTGCATCCTTCTCCACAGACATGGCCTTAGTACCTAGAAATGACAGCC
TCTCCCTACAAGAGACCAGTAGCAGCAGCTTCTTAAGCAGCCAGCCCTTTGAAGATGATGACATTTGCAA
TGTGACCATCAGTGACCTGTACGCAGGGATGCTGCACTCCATGAGCCGGCTGTTGAGCACAAAGCCATCA
AGCATCATCTCCACAAAACGTTTCATCATGCAAACTGGAAGTGCAGGAGGAGGCACAGATATAAGAGCA
GGATGAACAAAACATATTGCAAAGGAGCCAGACGTTCTCAGAGGAGCTCAAGGAGAAGTTCATACCCTG
CTCTGAGCCTGTGAAAGGGACAGGGGCATTAAGAGATTGCAAGAACGATTTAGATGTTTTCTTGCCGTAAG
ACAGGTTTAAAATTGGAAAAAGCTTTTCTTGAAGTCAACAGACCCCAATCCATAAGTTAGATCCAAGT
GGAAGGAGCGCAAAGTGACACCCTCGAAGTATTCTTCTTGATTACTTCGACTCCAGTGCACATATAA
CTTGATGAGGAAAATAGATTTAGGACATTAATAATGGTTAATTTCTCCTGTAAAAATAGTTTCCAGACCA
ACAATACGACAGGGCCATGGAGAGAACCCTGAGAGGAGATTGAAATCCGATTTGATCAGCTTCATCGGG
AATATTGCCTGAGTCCCAGGAACCAGCCTCGCCGGATGTGCCTCCCGGACTCCTGGGCCATGAACATGTA
CAGAGGGGGTCTGCGAGTCTGGTGGCCTTCAGGGCTTAGAAACCCGACAGGCTGAGTTTACCTTCCAGC
AAAGCAAAGCAAAGTTTAAAGTGAGGCTTTTGAACCTAGGCAAAGATCTCTGGAAGCAGGTAGGT
GCCTGCCAAGAGCGATTATCTTATCACTTCCAAAGACCAACCCACACAGCGCAACTCGCCCGCA
GCAGACATCTGACCTTACGTTCCAGGAAATAGTTCTGGAATATTTAGAAAGTCAGTGCACCCAGCAA
ACTCTTTCAGTCCAGATAAAGAAGTGCCAGGCCACGGAAGGAATCGTTACGATGAAATTAAGAAGAAT
TTGACAAGCTTCAAAAAGTATTGCCTCAAATCTCCTGGGCAGATGACAGTGCCTTTATGTATTGGAGT
GTCTACAGATAAAGCAAGTATGGAAGTTCGATATCAAACAGAAGGCTTCTTAGGAAAATTAATCCAGAC
CCTCACTTCCAGGGTTTCCAGAAGTTGCCATCATACCCCTGGGGTGCAGAAAAAGTCTACTGGGCTCAA
CTGCAATTGAGGCTCCTTATCTACATGTGTGCTCGTGCCATCACGAGGGATGGCACGAGGGACCATCA
GTTCCCTGCAAAAAGACCCAGGCTATCAGAACCCAGGGCTCCGGACGCCAGGGCAATTCCTGGGTGCC
TCAGATGGGGTGGACAACACCGTCAGACCGGGAGACCAGGGCAGCTTTCACAGCCCAACTCAGAAGAGA
GAGGAGAGAACACGTCTTACAGGATGGAAGAGAAAAGTGATTTTCATGCTAGAAAAATTGAAAACAAAAG
TGTG

ACGCGTACGCGGGCCTCGAGCAGAACTCATCTCAGAAGAGGATCTGGCAGCAAATGATATCCTGGATT
ACAAGGATGACGACGATAAGGTTTAA

Protein Sequence: >RC201283 protein sequence
Red=Cloning site Green=Tags(s)

```

MLGTLRAMEGEDVEDDQLLQKLASRRRFQRRMQRLIEKYNQPFEDTPVVQMATLTYETPQGLRIWGGRL
IKERNKGEIQDSSMKPADRTDGSVQAAAWGPELPSHRTVLGADSKSGEVDATSDQEESVAWALAPAVPQS
PLKNELRRKYL TQVDILLQGAEFECAGNRAGRDRVVTPLPSLSPAVPAPGYCSRISGKSPGDPKPKAS
SPREWDPLHPSSDMLVPRNDSLQETSSSSFLSSQPFEDDDICNVTISDLYAGMLHMSRLLSTKPS
SIISTKTFIMQNWNCRRRHRYKSRMKNKTYCKGARRSQRSSKENFIPCSEPVKGTGALRDCKNVLDVSCRK
TGLKLEKAFLEVNRPQIHKLDPSWKERKVTSPKYSSLIYFDSSATYNLDEENRFRCLKWLI SPVKIVSRP
TIRQGHGENRQREIEIRFDQLHREYCLSPRNQPRRMCLPDSWAMNMYRGGPASPGGLQGLETRRLSLPSS
KAKAKSLSEAFENL GKRSLEAGRCLPKSDSSSLPKTNP THSATRPQQTSDLHVQGNSSGIFRKS VSPSK
TLSVPDKVEVPGHGRNRYDEIKEEFDKLHQKYCLKSPGQMTVPLCIGVSTDKASMEVRYQTEGFLGKLNPD
PHFQGFQKLPSSPLGCRKSL LGSTAIEAPSSTCVARAITRDGTRDHFPAKRPRLSE PQSGRQGNLGA
SDGVDNTVRPGDQSSSQPNSEERGENTS YRMEEKSDFMLEKLETKSV
    
```

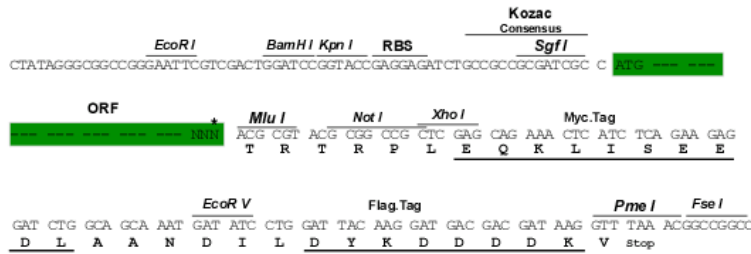
TRTRPLEQKLI SEEDLAANDILDYKDDDDKV

Chromatograms: https://cdn.origene.com/chromatograms/mk6156_d04.zip

Restriction Sites: Sgfl-MluI

Cloning Scheme:

Cloning sites used for ORF Shuttling:



* The last codon before the Stop codon of the ORF

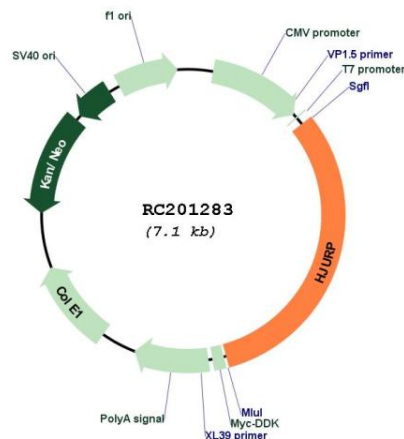
ACCN: NM_018410

ORF Size: 2244 bp

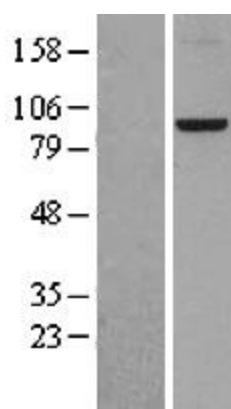
OTI Disclaimer: The molecular sequence of this clone aligns with the gene accession number as a point of reference only. However, individual transcript sequences of the same gene can differ through naturally occurring variations (e.g. polymorphisms), each with its own valid existence. This clone is substantially in agreement with the reference, but a complete review of all prevailing variants is recommended prior to use. [More info](#)

OTI Annotation: This clone was engineered to express the complete ORF with an expression tag. Expression varies depending on the nature of the gene.

Components:	The ORF clone is ion-exchange column purified and shipped in a 2D barcoded Matrix tube containing 10ug of transfection-ready, dried plasmid DNA (reconstitute with 100 ul of water).
Reconstitution Method:	<ol style="list-style-type: none"> 1. Centrifuge at 5,000xg for 5min. 2. Carefully open the tube and add 100ul of sterile water to dissolve the DNA. 3. Close the tube and incubate for 10 minutes at room temperature. 4. Briefly vortex the tube and then do a quick spin (less than 5000xg) to concentrate the liquid at the bottom. 5. Store the suspended plasmid at -20°C. The DNA is stable for at least one year from date of shipping when stored at -20°C.
RefSeq:	<u>NM_018410.5</u>
RefSeq Size:	3189 bp
RefSeq ORF:	2247 bp
Locus ID:	55355
UniProt ID:	<u>Q8NCD3</u>
Cytogenetics:	2q37.1
Protein Families:	Druggable Genome
MW:	83.5 kDa
Gene Summary:	Centromeric protein that plays a central role in the incorporation and maintenance of histone H3-like variant CENPA at centromeres. Acts as a specific chaperone for CENPA and is required for the incorporation of newly synthesized CENPA molecules into nucleosomes at replicated centromeres. Prevents CENPA-H4 tetramerization and prevents premature DNA binding by the CENPA-H4 tetramer. Directly binds Holliday junctions.[UniProtKB/Swiss-Prot Function]

Product images:


Circular map for RC201283



Western blot validation of overexpression lysate (Cat# [LY402679]) using anti-DDK antibody (Cat# [TA50011-100]). Left: Cell lysates from untransfected HEK293T cells; Right: Cell lysates from HEK293T cells transfected with RC201283 using transfection reagent MegaTran 2.0 (Cat# [TT210002]).