

Product datasheet for RC201219

Pumilio 1 (PUM1) (NM_014676) Human Tagged ORF Clone

Product data:

Product Type:	Expression Plasmids
Product Name:	Pumilio 1 (PUM1) (NM_014676) Human Tagged ORF Clone
Tag:	Myc-DDK
Symbol:	Pumilio 1
Synonyms:	HSPUM; PUMH; PUMH1; PUM1; SCA47
Mammalian Cell Selection:	Neomycin
Vector:	pCMV6-Entry (PS100001)
E. coli Selection:	Kanamycin (25 ug/mL)
ORF Nucleotide Sequence:	>RC201219 ORF sequence Red=Cloning site Blue=ORF Green=Tags(s)

TTTTGTAATACGACTCACTATAGGGCGCCGGGAATTCGTCGACTGGATCCGGTACCGAGGAGATCTGCC
GCC**CGATCGCC**

ATGAGCGTTGCATGTGTCTTGAAGAGAAAAGCAGTGCTTTGGCAGGACTCTTTCAGCCCCACCTGAAAC
ATCACCTCAAGAACCAGCTAATCCCAACATGCCTGTTGTTTGGACATCTGGAACAGGGTCGCAAGCGCA
GCCACAACCAGCTGCAAATCAGGCTCTTGCAGCTGGGACTCACTCCAGCCCTGTCCAGGATCTATAGGA
GTTGCAGGCCGTTCCAGGACGACGCTATGGTGGACTACTTCTTTCAGAGGCAGCATGGTGAGCAGCTTG
GGGAGGAGGAAGTGGAGGAGCGGCTATAATAATAGCAAACATCGATGGCCTACTGGGGATAACATTCA
TGCAGAACATCAGGTGCGTTCCATGGATGAAGTGAATCATGATTTTCAAGCACTTGTCTGGAGGGAAGA
CGGATGGGAGAGCAGCTCTTCCAGGTAAGAAATTTGGGAAACAGATGAATCCAGCAAAGATGGACCAA
AAGGAATATTCCTGGGTGATCAATGGCGAGACAGTGCCTGGGAAACATCAGATCATTAGTTTCCAGCC
AATCATGGTGCAGAGAAGACCTGGTGCAGAGTTCCATGTGAACAGTGAGGTCAATTTGTACTGTCCCA
CGATCGGAGAGTGGGGACTAGGCGTTAGCATGGTGGAGTATGTGTTGAGCTCATCCCGGGCGATTCT
GTCTAAGAAAAGGAGGATTTGGCCCAAGGGATGCAGACAGTGTGAAAACGACAAAGGTGAAAAGAAGAA
CAAGGGTACGTTTGTATGGAGATAAGCTAGGAGATTTGAAGGAGGAGGGTGTGTGATGGACAAGACCAAT
GGTTTACCAGTGCAGAATGGGATTGATGCAGACGTCAAAGATTTAGCCGTACCCTGGTAATTGCCAGA
ACTCTGCTAATGAAGTGGATCTTCTGGTCCAAACCAGAATGGTTCTGAGGGCTTAGCCAGCTGACCCAG
CACCAATGGTGCAGCCTGTGGAGGATTTCTCCAACATGGAGTCCAGAGTGTCCCTTGACCCCATG
GAACATGTGGCATGGAGCCTCTCAGTTTGATTATTCAGGCACGCAGGTACCTGTGGACTCAGCAGCAG
CAACTGTGGGACTTTTTGACTACAATTCTCAACAACAGCTGTTCCAAAGACCTAATGCGCTTGCTGTCCA
GCAGTTGACAGCTGCTCAGCAGCAGCAGTATGCACTGGCAGCTGCTCATCAGCCGCACATCGTTTAGCT
CCCCTGCGTTTGTCCCAATCCATACATCATCAGCGTCTCCCCAGGGACGGACCCCTACACAGCTG
GATTGGCTGCAGCAGCGACACTAGGCCAGCTGTGGTCCCTCACCAGTATTATGGAGTTACTCCCTGGGG
AGTCTACCCTGCCAGTCTTTCCAGCAGCAAGCTGCCGCTGCCGCTGCAGCAACTAATTCAGCTAATCAA



CAGACCACCCACAGGCTCAGCAAGGACAGCAGCAGGTTCTCCGTGGAGGAGCCAGCCAACGTCTTTGA
CCCCAAACCAGAACAGCAGGGACAGCAAAACGGATCCCCTTGTGGCAGCTGCAGCAGTGAATTCTGCCCT
TGCAATTTGGACAAGTCTGGCAGCAGGCATGCCAGGTTATCCGGTGTGGCTCCTGCTGCTTACTATGAC
CAAAGTGGTGCCTTGTAGTGAATGCAGGCGGAGAAATGGTCTTGGAGCTCCTGTTTCGACTTGTAGCTC
CTGCCCCAGTCATCATTAGTTCCTCAGCTGCACAAGCAGCTGTTGCAGCAGCCGAGCTTCAGCAAATGG
AGCAGTGGTGGTCTTGGTGAACAACAATGGACCATTTCGCCCTTATAGGAACACAGCAGCCTCAGCCC
CAGCCCCAGCAGCAGCCCAATAACAACCTGGCATCCAGTCTTTCTACGGCAACAACCTCTGAACAGCA
ATTCACAGAGCAGCTCCCTCTTCTCCAGGGCTCTGCCAGCCTGCCAACACATCCTTGGGATTCGGAAG
TAGCAGTTCTCTCGGCGCCACCCTGGGATCCGCCCTTGGAGGTTTGGAAACAGCAGTTGCAAACTCCAAC
ACTGGCAGTGGCTCCCGCCGTGACTCCCTGACTGGCAGCAGTGACCTTTATAAGAGGACATCGAGCAGCT
TGACCCCCATTGGACACAGTTTTTATAACGGCCTTAGCTTTTCTCCTCTCCTGGACCCGTGGGCATGCC
TCTCCCTAGTCAGGGACCAGGACATTCACAGACACCACCTCCTTCCCTCTCTTACATGGATCCTCTTCA
AGCTTAAACCTGGGAGGACTCACGAACGGCAGTGAAGATACATCTCTGCTGCTCCAGGCGCTGAAGCCA
AGTACCGCAGTGAAGCAGCGCCTCCAGCCTCTCAGCCCAGCAGCACTTTTTCTCTTCTCTCGTTT
GCGATATGGAATGTCTGATGTCATGCCTTCTGGCAGGAGCAGGCTTTTGAAGATTTTCAAACAACCGG
TACCCCAATTTACAACCTCGGGGAGATTGCTGGACATATAATGGAATTTTCCCAAGACCAGCATGGGTCCA
GATTCATTAGCTGAAACTGGAGCGTGCCACACCAGCTGAGCGCCAGCTTGCTTCAATGAAATCCTCCA
GGCTGCCACCAACTCATGGTGGATGTGTTTGGTAATTACGTCATTACAGAAGTTCTTTGAATTTGGCAGT
CTTGAACAGAAGCTGGCTTTGGCAGAACGGATTCGAGGCCACGTCCTGTCTATTGGCACTACAGATGTATG
GCTGCCGTGTTATCCAGAAAGCTCTTGAAGTGTGAAAGATCAGAATGGCAATCACGTGGTTCAGAAATGCATTGAATGT
GTACAGCCCCAGTCTTTGCAATTTATCATCGATGCGTTTAAAGGGACAGGATTTTGCCTTATCCACACATC
CTTATGGCTGCCGAGTGATTACAGAAATCCTGGAGCACTGTCTCCCTGACCAGACACTCCCTATTTTAGA
GGAGCTTCACCAGCACACAGAGCAGCTTGTACAGGATCAATATGGAAATTATGTAATCCAACATGTACTG
GAGCACGGTCGTCTGAGGATAAAAAGCAAAATGTAGCAGAAATCCGAGGCAATGTACTGTATTGAGTC
AGCACAATTTGCAAGCAATGTTGTGGAGAAGTGTGTTACTCACGCCTCACGTACGGAGCGCGCTGTGCT
CATCGATGAGGTGTGACCATGAACGACGGTCCCACAGTGCCTTATACACCATGATGAAGGACCAGTAT
GCCAACTACGTGGTCCAGAAGATGATTGACGTGGCGGAGCCAGGCCAGCGGAAGATCGTCATGCATAAGA
TCCGGCCCCACATCGCAACTCTTCGTAAGTACACCTATGGCAAGCACATTCTGGCCAAGCTGGAGAAGTA
CTACATGAAGAACGGTGTGACTTAGGGCCATCTGTGGCCCCCTAATGGTATCATC

ACGCGTACGCGGCCGCTCGAGCAGAAACTCATCTCAGAAGAGGATCTGGCAGCAAATGATATCCTGGATT
ACAAGGATGACGACGATAAGGTTTAA

Protein Sequence: >RC201219 protein sequence
Red=Cloning site Green=Tags(s)

```
MSVACVLKRKAVLWQDSFSPHLKHPQEPANPNMPVVL TSGTGSQAQPQPAANQALAAGTHSSPVPGSIG
VAGRSQDDAMVDYFFQRQHGEQLGGGSGGGYNNKSHRWPTGDNIIAEHQVRSMDLNDHFQALALEGR
AMGEQLLPGKKFWETDESSKDGPKGIFLDQWRDASAWGTS DHSV SQPIMVQRRPGQSFHVNSEVNSVLS P
RSESGGLGVSMVEYVLSSSPGDSCLRKGGFGPRDADSDENDKGEKKNKGTFDGDKLGD LKEEGDVM DKTN
GLPVQNGIDADV KDFSRTPGNCQNSANEVDLLGPNQNGSEGLAQLTSTNGAKPVEDFSNME SQSVPLDPM
EHVGM EPLQFDYSGTQVPVDSAAAATVGLFDYNSQQQLFQRPNALAVQQLTAAQQQYALAAAHPHIGLA
PAAFV PNPYIIISAAPPGTDPYTAGLAAAATLGP AVVPHQYYGVTPWGVYPASLFQQQAAAAAATNSANQ
QTTPQAQQGQQQLRGGASQRPLTPNQNGQQQTDPLVAAA AVNSALAFGQGLAAGMPGYPVLAPAAYYD
QTGALV V NAGAR NGLGAPVRLVAPAPV IISSSAAQA AVAAAAASANGAAGGLAGTNGPFRPLGTQQPQP
PQQQQPNNNLASSFYGNNSLNSNSQSSSLFSQGS AQPANTSLFGSSSSLGATLGSALGGFGTAVANSN
TGSGR R RDSL TGSDDL YKRTSSSLTPIGH SFYNGLSFSSSPGPVGMPLPSQGP GHSQT PPPSLSSHGSSS
SLNLGGLTNGSGRYISAAPGAEAKYRSASASSLFS P S S T L F S S S R L R Y G M S D V M P S G R S R L L E D F R N N R
Y P N L Q L R E I A G H I M E F S Q D Q H G S R F I Q L K L E R A T P A E R Q L V F N E I L Q A A Y Q L M V D V F G N Y V I Q K F F E F G S
L E Q K L A L A E R I R G H V L S L A L Q M Y G C R V I Q K A L E F I P S D Q Q N E M V R E L D G H V L K C V K D Q N G N H V V Q K C I E C
V Q P Q S L Q F I I D A F K G Q V F A L S T H P Y G C R V I Q R I L E H C L P D Q T L P I L E E L H Q H T E Q L V Q D Q Y G N Y V I Q H V L
E H G R P E D K S K I V A E I R G N V L V L S Q H K F A S N V V E K C V T H A S R T E R A V L I D E V C T M N D G P H S A L Y T M M K D Q Y
A N Y V V Q K M I D V A E P G Q R K I V M H K I R P H I A T L R K Y T Y G K H I L A K L E K Y Y M K N G V D L G P I C G P P N G I I
```

TRTRPLEQKLISEEDLAANDILDYKDDDDKV

Chromatograms: https://cdn.origene.com/chromatograms/mk6680_b10.zip

Restriction Sites: SgfI-MluI

Cloning Scheme:

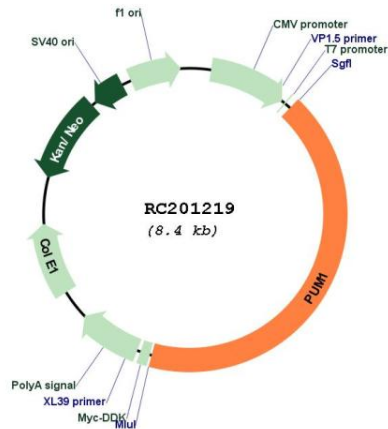


ACCN: NM_014676

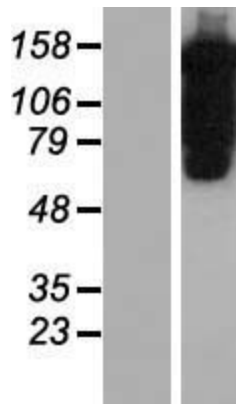
ORF Size: 3558 bp

OTI Disclaimer:	The molecular sequence of this clone aligns with the gene accession number as a point of reference only. However, individual transcript sequences of the same gene can differ through naturally occurring variations (e.g. polymorphisms), each with its own valid existence. This clone is substantially in agreement with the reference, but a complete review of all prevailing variants is recommended prior to use. More info
OTI Annotation:	This clone was engineered to express the complete ORF with an expression tag. Expression varies depending on the nature of the gene.
Components:	The ORF clone is ion-exchange column purified and shipped in a 2D barcoded Matrix tube containing 10ug of transfection-ready, dried plasmid DNA (reconstitute with 100 ul of water).
Reconstitution Method:	<ol style="list-style-type: none">1. Centrifuge at 5,000xg for 5min.2. Carefully open the tube and add 100ul of sterile water to dissolve the DNA.3. Close the tube and incubate for 10 minutes at room temperature.4. Briefly vortex the tube and then do a quick spin (less than 5000xg) to concentrate the liquid at the bottom.5. Store the suspended plasmid at -20°C. The DNA is stable for at least one year from date of shipping when stored at -20°C.
RefSeq:	NM_014676.3
RefSeq Size:	5410 bp
RefSeq ORF:	3561 bp
Locus ID:	9698
UniProt ID:	Q14671
Cytogenetics:	1p35.2
Domains:	PUF
MW:	126.5 kDa
Gene Summary:	This gene encodes a member of the PUF family, evolutionarily conserved RNA-binding proteins related to the Pumilio proteins of Drosophila and the fem-3 mRNA binding factor proteins of C. elegans. The encoded protein contains a sequence-specific RNA binding domain comprised of eight repeats and N- and C-terminal flanking regions, and serves as a translational regulator of specific mRNAs by binding to their 3' untranslated regions. The evolutionarily conserved function of the encoded protein in invertebrates and lower vertebrates suggests that the human protein may be involved in translational regulation of embryogenesis, and cell development and differentiation. Alternatively spliced transcript variants encoding different isoforms have been described. [provided by RefSeq, Jul 2008]

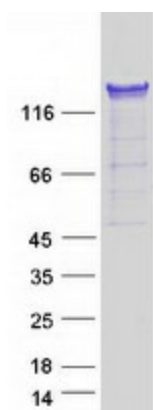
Product images:



Circular map for RC201219



Western blot validation of overexpression lysate (Cat# [LY415130]) using anti-DDK antibody (Cat# [TA50011-100]). Left: Cell lysates from untransfected HEK293T cells; Right: Cell lysates from HEK293T cells transfected with RC201219 using transfection reagent MegaTran 2.0 (Cat# [TT210002]).



Coomassie blue staining of purified PUM1 protein (Cat# [TP301219]). The protein was produced from HEK293T cells transfected with PUM1 cDNA clone (Cat# RC201219) using MegaTran 2.0 (Cat# [TT210002]).