

Product datasheet for **RC201198**

Antizyme inhibitor 1 (AZIN1) (NM_148174) Human Tagged ORF Clone

Product data:

Product Type:	Expression Plasmids
Product Name:	Antizyme inhibitor 1 (AZIN1) (NM_148174) Human Tagged ORF Clone
Tag:	Myc-DDK
Symbol:	Antizyme inhibitor 1
Synonyms:	AZI; AZI1; AZIA1; OAZI; OAZIN; ODC1L
Mammalian Cell Selection:	Neomycin
Vector:	pCMV6-Entry (PS100001)
E. coli Selection:	Kanamycin (25 ug/mL)



[View online »](#)

ORF Nucleotide Sequence:

>RC201198 ORF sequence
 Red=Cloning site Blue=ORF Green=Tags(s)

TTTTGTAATACGACTCACTATAGGGCGGCCGGAATTCGTCGACTGGATCCGGTACCGAGGAGATCTGCC
 GCCGCGATCGCC

ATGAAAGGATTTATTGATGATGCAAACACTCCGTTGGCCTGTTGGATGAAGGAACAACCTTGAAATG
 TTATTGATAACTATGTTTATGAACATACCTGACAGGAAAAATGCATTTTTTGTGGGAGATCTTGAAA
 GATTGTGAAGAAACACAGTCAATGGCAGAATGTAGTGGCTCAGATAAAGCCATTCTACACAGTGAAGTGC
 AACTCTGCTCCAGCTGTACTTGAGATTTTGGCAGCTCTTGAACCGGATTTGCTTGTCCAGTAAAAATG
 AAATGGCTTTAGTGAAGAGTTGGGTGTACCTCCAGAAAAACATTTTACATAAGTCCTTGAAGCAAGT
 GTCTCAGATAAAGTATGCAGCAAAAGTTGGAGTGAATATCCTGACATGTGACAATGAAATGAATTGAAG
 AAAATTGCACGTAATCACCCAAATGCCAAGGTCTTACTACATATTGCAACAGAAGATAATATTGGAGGTG
 AAGAGGGTAACATGAAGTTTGGCACTACCTGAAGAACTGTAGGCATCTCTTGAATGTGCTAAGGAACT
 TGATGTCCAAATAATTGGGGTAAATTTTCATGTTTCGAGTCTTCAAAGAACTCAAGTATATGTACAT
 GCTCTATCTGATGCTCGATGTGTGTTGACATGGCTGGAGAAATTTGGCTTACGATGAACATGTTAGACA
 TTGGTGGAGGATTCACGGAACTGAATTTCAATTGGAAGAGGTTAATCATGTTATCAGCCCTCTGTTGGA
 TATCTACTTTCTGAAGGATCTGGTGTAAAGATAATTTGAGAACCAGGAACTACTATGTGTCTTCTGCA
 TTTACTACTCGCAGTTAATATCATAGCAAAGAAAGTTGTTGAAAATGATAAATTTCCCTCTGGAGTAGAAA
 AAACCGGAAGTGATGAACCAGCCTTCATGTATTATGAATGATGGTGTATGTTTCTTTTGAAGTAA
 ACTGTCTGAGGACTTAAATACCATTCCAGAGGTTACAAGAAATACAAGGAAGATGAGCCTCTGTTTACA
 AGCAGCCTTTGGGGTCCATCCTGTGATGAGCTTGATCAAATTGTGAAAGCTGTCTTCTTCTGAGCTGA
 ATGTGGGAGATTGGCTTATCTTTGATAACATGGGAGCAGATTCTTCCATGAACCATGCTTTTTAATGA
 TTTTCAGAGGCCAGCCATTTATTACATGATGTCATTCAGTATTGGTATGAGATGCAAGATGCTGGAATT
 ACTTCAGACTCAATGATGAAGAATTCTTCTTTGTGCCTTCTTGCAATTCAGCTGAGCCAAGAAGACAGCT
 TTTCCGCTGAAGCT

ACGCGTACGCGGCCGCTCGAGCAGAACTCATCTCAGAAGAGGATCTGGCAGCAAATGATATCCTGGATT
 ACAAGGATGACGACGATAAGGTTTAA

Protein Sequence:

>RC201198 protein sequence
 Red=Cloning site Green=Tags(s)

MKGFIDDANYSVGLLDEGTNLGNVIDNYVYEHTLTGKNAFFVGD LGKIVKKHSQWQNVVAQIKPFYTVKC
 NSAPAVLEILAALGTGFACSSKNEMALVQELGVPPENIIYISPKQVSQIKYAAKGVNILTCDNEIELK
 KIARNHPNAKVL LHIATEDNIGGEEGNMKGFTTLKNCRHLLLECAKELDVQIIGVKFHVSSACKESQYVYH
 ALSDARCVFDMAGEIGFTMNMLDIGGGFTGTEFQLEEVNHVISPLLDIYFPEGSGVKIIEP GSYVYVSSA
 FTLAVNIIAKKVENDKFP SGVEKTGSDEPAFMYMNDGVYGSFASKLSEDLN IPEVHKYKED EPLFT
 SSLWGPSCDEL DQIVESCLLPELNVGDWLI FDNMGADSFHEPSAFNDFQRP AIYYMMSFSDWYEMQDAGI
 TDSMMKNFFV PSCIQLSQEDSFSAEA

TRTRPLEQKLI SEEDLAANDILDYKDDDDKV

Chromatograms:

https://cdn.origene.com/chromatograms/mk6565_c08.zip

Restriction Sites:

Sgfl-Mlul

Cloning Scheme:

Cloning sites used for ORF Shutting:


ACCN: NM_148174

ORF Size: 1344 bp

OTI Disclaimer: The molecular sequence of this clone aligns with the gene accession number as a point of reference only. However, individual transcript sequences of the same gene can differ through naturally occurring variations (e.g. polymorphisms), each with its own valid existence. This clone is substantially in agreement with the reference, but a complete review of all prevailing variants is recommended prior to use. [More info](#)

OTI Annotation: This clone was engineered to express the complete ORF with an expression tag. Expression varies depending on the nature of the gene.

Components: The ORF clone is ion-exchange column purified and shipped in a 2D barcoded Matrix tube containing 10ug of transfection-ready, dried plasmid DNA (reconstitute with 100 ul of water).

Reconstitution Method:

1. Centrifuge at 5,000xg for 5min.
2. Carefully open the tube and add 100ul of sterile water to dissolve the DNA.
3. Close the tube and incubate for 10 minutes at room temperature.
4. Briefly vortex the tube and then do a quick spin (less than 5000xg) to concentrate the liquid at the bottom.
5. Store the suspended plasmid at -20°C. The DNA is stable for at least one year from date of shipping when stored at -20°C.

RefSeq: [NM_148174.4](#)
RefSeq Size: 4239 bp

RefSeq ORF: 1347 bp

Locus ID: 51582

UniProt ID: [O14977](#)
Cytogenetics: 8q22.3

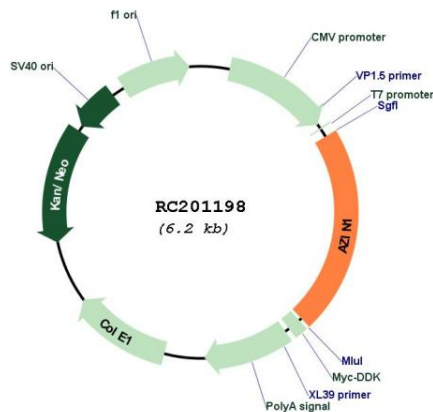
Domains: Orn_Arg_deC_N

Protein Families: Druggable Genome


MW: 49.5 kDa

Gene Summary: The protein encoded by this gene belongs to the antizyme inhibitor family, which plays a role in cell growth and proliferation by maintaining polyamine homeostasis within the cell. Antizyme inhibitors are homologs of ornithine decarboxylase (ODC, the key enzyme in polyamine biosynthesis) that have lost the ability to decarboxylase ornithine; however, retain the ability to bind to antizymes. Antizymes negatively regulate intracellular polyamine levels by binding to ODC and targeting it for degradation, as well as by inhibiting polyamine uptake. Antizyme inhibitors function as positive regulators of polyamine levels by sequestering antizymes and neutralizing their effect. This gene encodes antizyme inhibitor 1, the first member of this gene family that is ubiquitously expressed, and is localized in the nucleus and cytoplasm. Overexpression of antizyme inhibitor 1 gene has been associated with increased proliferation, cellular transformation and tumorigenesis. Gene knockout studies showed that homozygous mutant mice lacking functional antizyme inhibitor 1 gene died at birth with abnormal liver morphology. RNA editing of this gene, predominantly in the liver tissue, has been linked to the progression of hepatocellular carcinoma. Alternatively spliced transcript variants have been described for this gene. [provided by RefSeq, Sep 2014]


Product images:



Circular map for RC201198



Western blot validation of overexpression lysate (Cat# [LY407771]) using anti-DDK antibody (Cat# [TA50011-100]). Left: Cell lysates from untransfected HEK293T cells; Right: Cell lysates from HEK293T cells transfected with RC201198 using transfection reagent MegaTran 2.0 (Cat# [TT210002]).



Coomassie blue staining of purified AZIN1 protein (Cat# [TP301198]). The protein was produced from HEK293T cells transfected with AZIN1 cDNA clone (Cat# RC201198) using MegaTran 2.0 (Cat# [TT210002]).