

Product datasheet for RC201173

SNURPORTIN1 (SNUPN) (NM_001042588) Human Tagged ORF Clone

Product data:

| | |
|---------------------------|---|
| Product Type: | Expression Plasmids |
| Product Name: | SNURPORTIN1 (SNUPN) (NM_001042588) Human Tagged ORF Clone |
| Tag: | Myc-DDK |
| Symbol: | SNURPORTIN1 |
| Synonyms: | KPNBL; RNUT1; Snurportin1 |
| Mammalian Cell Selection: | Neomycin |
| Vector: | pCMV6-Entry (PS100001) |
| E. coli Selection: | Kanamycin (25 ug/mL) |
| ORF Nucleotide Sequence: | >RC201173 ORF sequence Red=Cloning site Blue=ORF Green=Tags(s) |

TTTTGTAATACGACTCACTATAGGGCGCCGGGAATTCGTCGACTGGATCCGGTACCGAGGAGATCTGCC
GCC**CGATCGCC**

ATGGAAGAGTTGAGTCAGGCCCTGGCTAGTAGCTTTTCTGTGTCTCAAGATCTGAACAGCACAGCTGCC
CACACCCCGCCTATCCCAGTACAAGTCCAAGTACAGTTCCTGGAGCAGAGTGAGCGCCCGGAGGTT
ACTGGAAGTGCAGAAATCCAAGCGGCTGGATTATGTGAACCATGCCAGAAGACTGGCTGAAGATGACTGG
ACAGGGATGGAGAGTGAGGAAGAAAATAAGAAAGATGATGAAGAAATGGACATTGACACTGTCAAGAAGT
TACCAAAACACTATGCTAATCAATTGATGCTTTCTGAGTGGTTAATTGACGTTCCCTCAGATTTGGGCA
GGAATGGATTGTGGTCGTGTGCCCTGTTGGAAAAGAGCCCTTATCGTGGCCTCCAGGGTTCTACCAAGT
GCCACACCAAGAGTGGCTACTGTGTCAACAGTTTTTCTCACTTCTGCCAGGAGCAACAGGCGAAACT
CAACAGCAAAAGACTACACCATTCTAGATTGCATTTACAATGAGGTAAACCAGACCTACTACGTTCTGGA
TGTGATGTGCTGGCGGGACACCCTTTTATGATTGCCAGACTGATTTCCGATTCTACTGGATGCATTCA
AAGTTACCAGAAGAAGAAGGACTGGGAGAGAAAACCAAGCTTAATCCTTTAAATTTGTGGGGCTAAAGA
ACTTCCCTTGCACTCCCGAAAGCCTGTGTGATGTGCTATCTATGGATTCCCTTTGAGGTAGATGGACT
TCTTTTACCACAAACAGACCCACTACAGCCCCGGAAGCACTCCCTTGGTGGCTGGCTGCGCCCTAC
ATGGTGCAGATGTCCTTGGTGTAGCTGTGCCGGCTGGCCGCTGACCACCAAGCCAGACTATGCTGGGC
ACCAGCTCCAGCAGATTATGGAGCACAAAGAAGAGCCAGAAGGAAGGCATGAAGGAGAAACTCACACAA
GGCCTCTGAGAATGGGCACTATGAATTGGAGCACCTGTCTACTCCAAGTTGAAGGGTTCTCCCATAGC
CCAGACCACCTGGATGCCTCATGGAGAAT

ACGCGTACGCGGCCGCTCGAGCAGAAACTCATCTCAGAAGAGGATCTGGCAGCAATGATATCCTGGATT
ACAAGGATGACGACGATAAGGTTAA



[View online »](#)

Reconstitution Method:

1. Centrifuge at 5,000xg for 5min.
2. Carefully open the tube and add 100ul of sterile water to dissolve the DNA.
3. Close the tube and incubate for 10 minutes at room temperature.
4. Briefly vortex the tube and then do a quick spin (less than 5000xg) to concentrate the liquid at the bottom.
5. Store the suspended plasmid at -20°C. The DNA is stable for at least one year from date of shipping when stored at -20°C.

RefSeq: [NM_001042588.1](#), [NP_001036053.1](#)

RefSeq Size: 1503 bp

RefSeq ORF: 1083 bp

Locus ID: 10073

UniProt ID: [O95149](#)

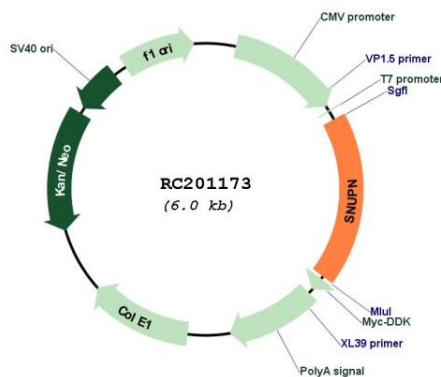
Cytogenetics: 15q24.2

Protein Families: Druggable Genome

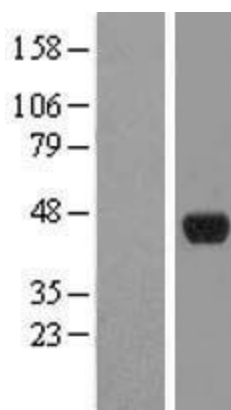
MW: 41.1 kDa

Gene Summary: The nuclear import of the spliceosomal snRNPs U1, U2, U4 and U5, is dependent on the presence of a complex nuclear localization signal. The latter is composed of the 5'-2,2,7-terminal trimethylguanosine (m3G) cap structure of the U snRNA and the Sm core domain. The protein encoded by this gene interacts specifically with m3G-cap and functions as an snRNP-specific nuclear import receptor. Alternatively spliced transcript variants encoding the same protein have been identified for this gene. [provided by RefSeq, Jul 2008]


Product images:



Circular map for RC201173



Western blot validation of overexpression lysate (Cat# [LY420990]) using anti-DDK antibody (Cat# [TA50011-100]). Left: Cell lysates from untransfected HEK293T cells; Right: Cell lysates from HEK293T cells transfected with [RC219409] using transfection reagent MegaTran 2.0 (Cat# [TT210002]).



Coomassie blue staining of purified SNUPN protein (Cat# [TP301173]). The protein was produced from HEK293T cells transfected with SNUPN cDNA clone (Cat# RC201173) using MegaTran 2.0 (Cat# [TT210002]).