

## Product datasheet for RC201081

### DNAJB2 (NM\_006736) Human Tagged ORF Clone

#### Product data:

Product Type:	Expression Plasmids
Product Name:	DNAJB2 (NM_006736) Human Tagged ORF Clone
Tag:	Myc-DDK
Symbol:	DNAJB2
Synonyms:	CMT2T; DSMA5; HSJ-1; HSJ1; HSPF3
Mammalian Cell Selection:	Neomycin
Vector:	pCMV6-Entry (PS100001)
E. coli Selection:	Kanamycin (25 ug/mL)
ORF Nucleotide Sequence:	>RC201081 ORF sequence Red=Cloning site Blue=ORF Green=Tags(s)

TTTTGTAATACGACTCACTATAGGGCGCCGGGAATTCGTCGACTGGATCCGGTACCGAGGAGATCTGCC  
GCC**CGATCGCC**

ATGGCATCCTACTACGAGATCCTAGACGTGCCGCGAAGTGCCTCCGCTGATGACATCAAGAAGGCGTATC  
GGCGCAAGGCTCTCCAGTGGCACCCAGACAAAAACCCAGATAATAAAGAGTTTGCTGAGAAGAAATTTAA  
GGAGGTGGCCGAGGCATATGAAGTGCTGTCTGACAAGCACAAGCGGGAGATTTACGACCGCTATGGCCGG  
GAAGGGCTGACAGGGACAGGAAGTGGCCATCTCGGGCAGAAGCTGGCAGTGGTGGGCTGGCTTACCT  
TCACCTTCCGAGCCCGAGGAGGTCTTCCGGGAATTCCTTGGGAGTGGAGACCTTTTGCAGAGCTCTT  
TGATGACCTGGGCCCTTCTCAGAGCTTACAACCGGGTTCCCGACACTCAGGCCCTTCTTTACCTTC  
TCTTCTCCTTCCCTGGGCACTCCGATTTCTCCTCCTCATCTTTCTCCTCAGTCCTGGGCTGGTCTT  
TTGCTCTGTTTCTACATCTACCACCTTTGTCCAAGGACGCCGATCACCACACGCAGAATCATGGAGAA  
CGGGCAGGAGCGGGTGAAGTGGAGGAGGATGGGCAGCTGAAGTCAGTCAATCAATGGTGTCCAGAT  
GACCTGGCACTGGGCTTGGAGCTGAGCCGTGCGAGCAGCAGCCGTGAGTCACTTCCAGGTCTGGGGCA  
CTCAGTCCAGCAGACCCTGCCTCATGCCCTTGGACAGCGACCTCTCTGAGGATGAGGACCTGCAGCT  
GGCCATGGCCTACAGCTGTGAGAGTGGAGGCAGCTGGGAAGAAACCCGAGGTGGGCGGGAGGCACAG  
CACCGACGGCAGGGCGGCCAAAGGCCACCAAGATCCAGGCTTGGGGGGACCCAGGAGGGTGCGA  
GGGTGAAGCAACCAACGCAGTCCATCCCAGAGGAGAAGGCCCTCTCGTGCCTCATCTC

**ACGCGT**ACGCGGCCGCTCGAGCAGAAACTCATCTCAGAAGAGGATCTGGCAGCAATGATATCCTGGATT  
ACAAGGATGACGACGATAAGGTTTAA



[View online »](#)

**Protein Sequence:** >RC201081 protein sequence  
Red=Cloning site Green=Tags(s)

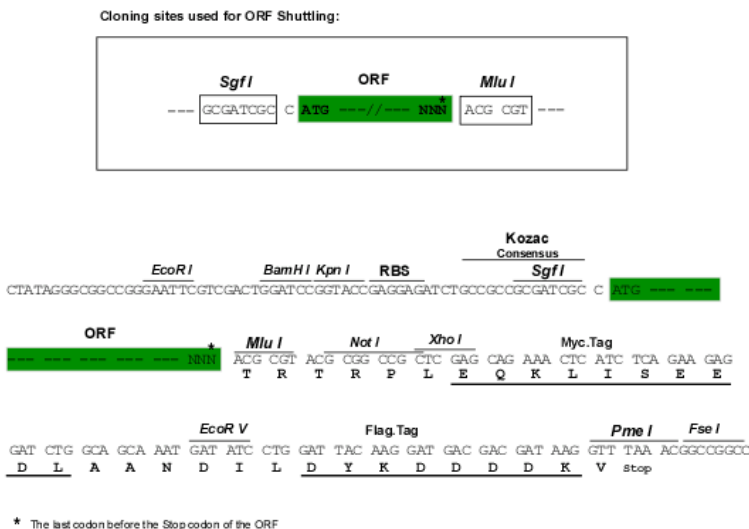
MASYEILDVPRSASADDIKKAYRRKALQWHPDKNPDNKEFAEKKFKEVAEAYEVLSDKHKREIYDRYGR  
 EGLTGTGTGPSRAEAGSGGPGFTFFRSPEEVFREFFGSGDPFAELFDDLGPFSELQNRGSRHSGPFFTF  
 SSSFPGHSDFSSSSFSPGAGAFRSVSTSTTFVQRRITTRRIMENGQERVEVEEDGQLKSVTINGVPD  
 DLALGLELSRREQQPSVTSRSGGTQVQQTASCPDSDLSEDELQLAMAYSLSEMEAAGKKPAGGREAQ  
 HRRQGRPKAQHQDPGLGGTQEGARGEATKRSPSPEEKASRCLIL

TRTRPLEQKLISEEDLAANDILDYKDDDDKV

**Chromatograms:** [https://cdn.origene.com/chromatograms/mk6436\\_f08.zip](https://cdn.origene.com/chromatograms/mk6436_f08.zip)

**Restriction Sites:** SgfI-MluI

**Cloning Scheme:**



**ACCN:** NM\_006736

**ORF Size:** 972 bp

**OTI Disclaimer:** The molecular sequence of this clone aligns with the gene accession number as a point of reference only. However, individual transcript sequences of the same gene can differ through naturally occurring variations (e.g. polymorphisms), each with its own valid existence. This clone is substantially in agreement with the reference, but a complete review of all prevailing variants is recommended prior to use. [More info](#)

**OTI Annotation:** This clone was engineered to express the complete ORF with an expression tag. Expression varies depending on the nature of the gene.

**Components:** The ORF clone is ion-exchange column purified and shipped in a 2D barcoded Matrix tube containing 10ug of transfection-ready, dried plasmid DNA (reconstitute with 100 ul of water).

**Reconstitution Method:**

1. Centrifuge at 5,000xg for 5min.
2. Carefully open the tube and add 100ul of sterile water to dissolve the DNA.
3. Close the tube and incubate for 10 minutes at room temperature.
4. Briefly vortex the tube and then do a quick spin (less than 5000xg) to concentrate the liquid at the bottom.
5. Store the suspended plasmid at -20°C. The DNA is stable for at least one year from date of shipping when stored at -20°C.

**RefSeq:** [NM\\_006736.6](#)

**RefSeq Size:** 3129 bp

**RefSeq ORF:** 975 bp

**Locus ID:** 3300

**UniProt ID:** [P25686](#)

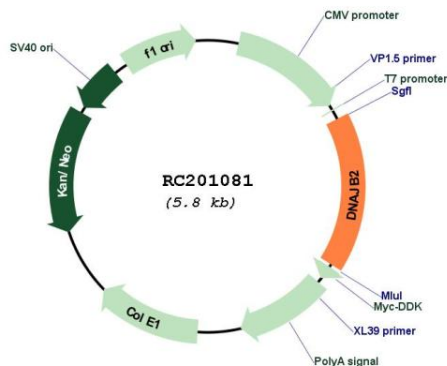
**Cytogenetics:** 2q35

**Domains:** DnaJ, UIM

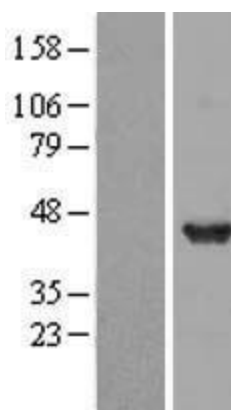
**MW:** 35.6 kDa

**Gene Summary:** This gene is almost exclusively expressed in the brain, mainly in the neuronal layers. It encodes a protein that shows sequence similarity to bacterial DnaJ protein and the yeast homologs. In bacteria, this protein is implicated in protein folding and protein complex dissociation. Alternatively spliced transcript variants encoding different isoforms have been described for this gene. [provided by RefSeq, Jul 2011]

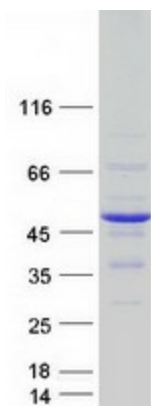
### Product images:



Circular map for RC201081



Western blot validation of overexpression lysate (Cat# [LY416440]) using anti-DDK antibody (Cat# [TA50011-100]). Left: Cell lysates from untransfected HEK293T cells; Right: Cell lysates from HEK293T cells transfected with RC201081 using transfection reagent MegaTran 2.0 (Cat# [TT210002]).



Coomassie blue staining of purified DNAJB2 protein (Cat# [TP301081]). The protein was produced from HEK293T cells transfected with DNAJB2 cDNA clone (Cat# RC201081) using MegaTran 2.0 (Cat# [TT210002]).