

Product datasheet for **RC200971**

DBNDD1 (NM_024043) Human Tagged ORF Clone

Product data:

Product Type: Expression Plasmids
Product Name: DBNDD1 (NM_024043) Human Tagged ORF Clone
Tag: Myc-DDK
Symbol: DBNDD1
Mammalian Cell Selection: Neomycin
Vector: pCMV6-Entry (PS100001)
E. coli Selection: Kanamycin (25 ug/mL)
ORF Nucleotide Sequence: >RC200971 ORF sequence
Red=Cloning site Blue=ORF Green=Tags(s)

TTTTGTAATACGACTCACTATAGGGCGGCCGGAATTCGTCGACTGGATCCGGTACCGAGGAGATCTGCC
GCC**CGATCGCC**

ATGGGAGAAACCTGGAAGAATATTTGCTCAACTGTGAGGCATGGTTGGTGGCTAAGGGATCACAGAATGG
CAGGCCTGCCTATTCTCCTGAGATCGTTAAGGAGGCTGAGGTGCCGAGGCTGCGCTGGGCGTCCCAGC
CCAGGGGACAGGGGACAATGGCCACACGCCTGTGGAGGAGGAGGTCGGGGGCATCCCACTACCAGCACCG
GGGCTCCTGCAGGTCACGGAGAGGAGGCAGCCTCTGAGCAGCGTCTCCTCTCTGGAGGTCACCTTCGACC
TCTGGACCTCACTGAGCTCACCGACATGTCGGACCAGGAGCTGGCCGAGGCTTTTGTGACTCGGACGA
CGAGAACCTCAACACCGAGTCCCCAGCAGGCTCTGCACCCGCTGCCCGGGCCGGCTACCTGCGCTCCCT
TCTGGACGAGGACAAGGGCTGAGCAGAGCCACGAGAAGCAGCCCTAGGCGACCCCGAGCGGCAGGCCA
CAGTCTGGACACGTTTTCTCACTGTGGAGAGGCCCCAGGAGGAC

ACGCGTACGCGGCCGCTCGAGCAGAACTCATCTCAGAAGAGGATCTGGCAGCAATGATATCCTGGATT
ACAAGGATGACGACGATAAGGTTTAA

Protein Sequence: >RC200971 protein sequence
Red=Cloning site Green=Tags(s)

MGETWKNICSTVRHGWWLRDHRMAGLPIPEIVKEAEVPAALGVPAQGTGDNGHTPVVEEVGGIPVPAP
GLLQVTERQPLSSVSSLEVHFDLLDL TELTDMSDQELAEVFADSDDENLNTE SPAGLHPLPRAGYL RSP
SWTRTRAEQSHEKQPLGDPERQATVLDFTLTVERPQED

TRTRPLEQKLISEEDLAANDILDYKDDDDKV

Chromatograms: https://cdn.origene.com/chromatograms/mk6388_a11.zip

Restriction Sites: SgfI-MluI



[View online »](#)

Cloning Scheme:


ACCN: NM_024043

ORF Size: 534 bp

OTI Disclaimer: The molecular sequence of this clone aligns with the gene accession number as a point of reference only. However, individual transcript sequences of the same gene can differ through naturally occurring variations (e.g. polymorphisms), each with its own valid existence. This clone is substantially in agreement with the reference, but a complete review of all prevailing variants is recommended prior to use. [More info](#)

OTI Annotation: This clone was engineered to express the complete ORF with an expression tag. Expression varies depending on the nature of the gene.

Components: The ORF clone is ion-exchange column purified and shipped in a 2D barcoded Matrix tube containing 10ug of transfection-ready, dried plasmid DNA (reconstitute with 100 ul of water).

Reconstitution Method:

1. Centrifuge at 5,000xg for 5min.
2. Carefully open the tube and add 100ul of sterile water to dissolve the DNA.
3. Close the tube and incubate for 10 minutes at room temperature.
4. Briefly vortex the tube and then do a quick spin (less than 5000xg) to concentrate the liquid at the bottom.
5. Store the suspended plasmid at -20°C. The DNA is stable for at least one year from date of shipping when stored at -20°C.

RefSeq: [NM_024043.3](#)

RefSeq Size: 2099 bp

RefSeq ORF: 537 bp

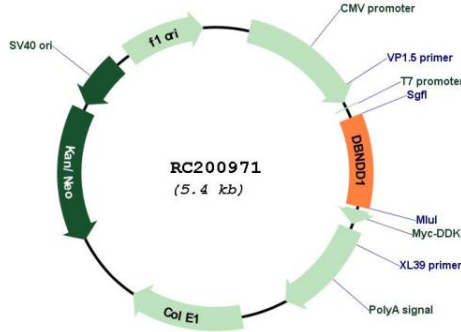
Locus ID: 79007

UniProt ID: [Q9H9R9](#)


Cytogenetics: 16q24.3

MW: 19.6 kDa


Product images:



Circular map for RC200971



Western blot validation of overexpression lysate (Cat# [LY411419]) using anti-DDK antibody (Cat# [TA50011-100]). Left: Cell lysates from untransfected HEK293T cells; Right: Cell lysates from HEK293T cells transfected with RC200971 using transfection reagent MegaTran 2.0 (Cat# [TT210002]).



Coomassie blue staining of purified DBNDD1 protein (Cat# [TP300971]). The protein was produced from HEK293T cells transfected with DBNDD1 cDNA clone (Cat# RC200971) using MegaTran 2.0 (Cat# [TT210002]).