

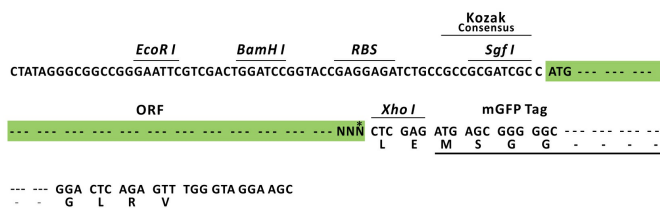
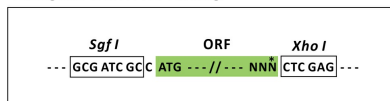
## Product datasheet for RC200955L4

### MXRA8 (NM\_032348) Human Tagged Lenti ORF Clone

#### Product data:

Product Type:	Expression Plasmids
Product Name:	MXRA8 (NM_032348) Human Tagged Lenti ORF Clone
Tag:	mGFP
Symbol:	MXRA8
Synonyms:	ASP3
Mammalian Cell Selection:	Puromycin
Vector:	pLenti-C-mGFP-P2A-Puro (PS100093)
E. coli Selection:	Chloramphenicol (34 ug/mL)
ORF Nucleotide Sequence:	The ORF insert of this clone is exactly the same as(RC200955).
Restriction Sites:	SgfI-XhoI
Cloning Scheme:	

Cloning sites used for ORF Shuttling:



\* The last codon before the Stop codon of the ORF.

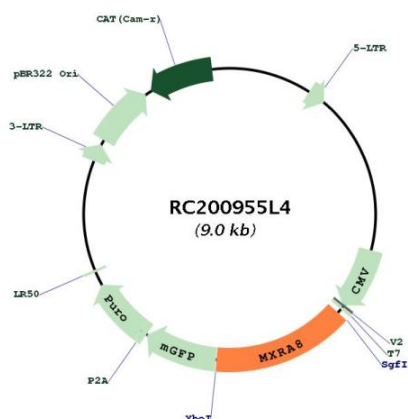
ACCN:	NM_032348
ORF Size:	1326 bp



[View online »](#)

<b>OTI Disclaimer:</b>	The molecular sequence of this clone aligns with the gene accession number as a point of reference only. However, individual transcript sequences of the same gene can differ through naturally occurring variations (e.g. polymorphisms), each with its own valid existence. This clone is substantially in agreement with the reference, but a complete review of all prevailing variants is recommended prior to use. <a href="#">More info</a>
<b>OTI Annotation:</b>	This clone was engineered to express the complete ORF with an expression tag. Expression varies depending on the nature of the gene.
<b>Components:</b>	The ORF clone is ion-exchange column purified and shipped in a 2D barcoded Matrix tube containing 10ug of transfection-ready, dried plasmid DNA (reconstitute with 100 ul of water).
<b>Reconstitution Method:</b>	<ol style="list-style-type: none"> <li>1. Centrifuge at 5,000xg for 5min.</li> <li>2. Carefully open the tube and add 100ul of sterile water to dissolve the DNA.</li> <li>3. Close the tube and incubate for 10 minutes at room temperature.</li> <li>4. Briefly vortex the tube and then do a quick spin (less than 5000xg) to concentrate the liquid at the bottom.</li> <li>5. Store the suspended plasmid at -20°C. The DNA is stable for at least one year from date of shipping when stored at -20°C.</li> </ol>
<b>RefSeq:</b>	<a href="#">NM_032348.2</a>
<b>RefSeq Size:</b>	2534 bp
<b>RefSeq ORF:</b>	1329 bp
<b>Locus ID:</b>	54587
<b>UniProt ID:</b>	<a href="#">Q9BRK3</a>
<b>Cytogenetics:</b>	1p36.33
<b>Protein Families:</b>	Transmembrane
<b>MW:</b>	49.1 kDa
<b>Gene Summary:</b>	<p>Transmembrane protein which can modulate activity of various signaling pathways, probably via binding to integrin ITGAV:ITGB3 (PubMed:22492581, PubMed:23386276). Mediates heterophilic cell-cell interactions in vitro (By similarity). Inhibits osteoclastogenesis downstream of TNFSF11/RANKL and CSF1, where it may function by attenuating signaling via integrin ITGB3 and MAP kinase p38 (By similarity). Plays a role in cartilage formation where it promotes proliferation and maturation of growth plate chondrocytes (By similarity). Stimulates formation of primary cilia in chondrocytes (By similarity). Enhances expression of genes involved in the hedgehog signaling pathway in chondrocytes, including the hedgehog signaling molecule IHH; may also promote signaling via the PTHLH/PTHrP pathway (By similarity). Plays a role in angiogenesis where it suppresses migration of endothelial cells and also promotes their apoptosis (PubMed:23386276). Inhibits VEGF-induced activation of AKT and p38 MAP kinase in endothelial cells (PubMed:23386276). Also inhibits VTN (vitronectin)-mediated integrin ITGAV:ITGB3 signaling and activation of PTK2/FAK (PubMed:23386276). May play a role in the maturation and maintenance of the blood-brain barrier (By similarity).</p> <p>[UniProtKB/Swiss-Prot Function]</p>

## Product images:



Circular map for RC200955L4