

## Product datasheet for **RC200840**

### HYPK (NM\_016400) Human Tagged ORF Clone

#### Product data:

**Product Type:** Expression Plasmids  
**Product Name:** HYPK (NM\_016400) Human Tagged ORF Clone  
**Tag:** Myc-DDK  
**Symbol:** HYPK  
**Synonyms:** C15orf63; HSPC136  
**Mammalian Cell Selection:** Neomycin  
**Vector:** pCMV6-Entry (PS100001)  
**E. coli Selection:** Kanamycin (25 ug/mL)  
**ORF Nucleotide Sequence:** >RC200840 ORF sequence  
Red=Cloning site Blue=ORF Green=Tags(s)

TTTTGTAATACGACTCACTATAGGGCGCCGGGAATTCGTCGACTGGATCCGGTACCGAGGAGATCTGCC  
GCC**CGATCGCC**

ATGCGCGCGCTGGTGAATAGATATGGCGACCGAGGGGGATGTGGAGCTGGAGTTGGAGACTGAGACCA  
GTGGACCAGAGCGGCCTCCGGAGAAGCCACGAAACATGACAGCGGTGCGCGGACTTGGAGCGGGTAC  
CGACTATGCAGAGGAGAAGGAGATCCAGAGTTCCAATCTGGAGACGGCCATGTCTGTGATTGGAGACAGA  
AGGTCCCGGGAGCAGAAAGCCAAACAGGAGCGGGAGAAAGAACTGGCAAAAGTCACTATCAAGAAGGAAG  
ATCTGGAGCTAATAATGACTGAGATGGAGATATCTCGAGCAGCAGCAGAACGCAGTTTGGCGGAACACAT  
GGCAACGTGGTAGAGGGCTTATTGCCCTAACCAAC

**ACGCGT**ACGCGGCCGCTCGAGCAGAAACTCATCTCAGAAGAGGATCTGGCAGCAAATGATATCCTGGATT  
ACAAGGATGACGACGATAAGGTTTAA

**Protein Sequence:** >RC200840 protein sequence  
Red=Cloning site Green=Tags(s)

MRRRGEIDMATEGDVELELETETSGPERPPEKPRKHDSGAADLERVTDYAEKEIQSSNLETAMSVIGDR  
RSREQKAKQEREKELAKVTIKKEDLELIMTEMEISRAAERSLREHMGNVVEALIALTN

**TR**TRPLEQKLISEEDLAANDILDYKDDDDKV

**Chromatograms:** [https://cdn.origene.com/chromatograms/mk6418\\_d10.zip](https://cdn.origene.com/chromatograms/mk6418_d10.zip)

**Restriction Sites:** SgfI-MluI



[View online »](#)

**Cloning Scheme:**


**ACCN:** NM\_016400

**ORF Size:** 387 bp

**OTI Disclaimer:** The molecular sequence of this clone aligns with the gene accession number as a point of reference only. However, individual transcript sequences of the same gene can differ through naturally occurring variations (e.g. polymorphisms), each with its own valid existence. This clone is substantially in agreement with the reference, but a complete review of all prevailing variants is recommended prior to use. [More info](#)

**OTI Annotation:** This clone was engineered to express the complete ORF with an expression tag. Expression varies depending on the nature of the gene.

**Components:** The ORF clone is ion-exchange column purified and shipped in a 2D barcoded Matrix tube containing 10ug of transfection-ready, dried plasmid DNA (reconstitute with 100 ul of water).

- Reconstitution Method:**
1. Centrifuge at 5,000xg for 5min.
  2. Carefully open the tube and add 100ul of sterile water to dissolve the DNA.
  3. Close the tube and incubate for 10 minutes at room temperature.
  4. Briefly vortex the tube and then do a quick spin (less than 5000xg) to concentrate the liquid at the bottom.
  5. Store the suspended plasmid at -20°C. The DNA is stable for at least one year from date of shipping when stored at -20°C.

**RefSeq:** [NM\\_016400.3](#)

**RefSeq Size:** 1351 bp

**RefSeq ORF:** 366 bp

**Locus ID:** 25764

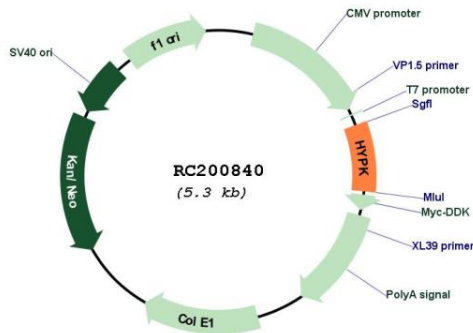
**UniProt ID:** [Q9NX55](#)

**Cytogenetics:** 15q15.3


**MW:** 14.7 kDa

**Gene Summary:** Has a chaperone-like activity preventing polyglutamine (polyQ) aggregation of HTT. Protects against HTT polyQ-mediated apoptosis in Neuro2a neuronal cells. Required for optimal NAA10-NAA15 complex-mediated N-terminal acetylation.[UniProtKB/Swiss-Prot Function]


**Product images:**



Circular map for RC200840



Western blot validation of overexpression lysate (Cat# [LY413998]) using anti-DDK antibody (Cat# [TA50011-100]). Left: Cell lysates from untransfected HEK293T cells; Right: Cell lysates from HEK293T cells transfected with RC200840 using transfection reagent MegaTran 2.0 (Cat# [TT210002]).



Coomassie blue staining of purified HYPK protein (Cat# [TP300840]). The protein was produced from HEK293T cells transfected with HYPK cDNA clone (Cat# RC200840) using MegaTran 2.0 (Cat# [TT210002]).