

Product datasheet for RC200635

Caspase 9 (CASP9) (NM_001229) Human Tagged ORF Clone

Product data:

Product Type:	Expression Plasmids
Product Name:	Caspase 9 (CASP9) (NM_001229) Human Tagged ORF Clone
Tag:	Myc-DDK
Symbol:	CASP9
Synonyms:	APAF-3; APAF3; ICE-LAP6; MCH6; PPP1R56
Vector:	pCMV6-Entry (PS100001)
E. coli Selection:	Kanamycin (25 ug/mL)
Cell Selection:	Neomycin
ORF Nucleotide Sequence:	>RC200635 representing NM_001229 Red=Cloning site Blue=ORF Green=Tags(s)

TTTTGTAATACGACTCACTATAGGGCGGCCGGAATTCGTCGACTGGATCCGGTACCGAGGAGATCTGCC
GCCGCGATCGCC

ATGGACGAAGCGGATCGGCGCTCCTGCGGCGGTGCCGGCTGCGGCTGGTGAAGAGCTGCAGGTGGACC
AGCTCTGGGACGCCCTGCTGAGCCGCGAGCTGTTCAAGCCCCATATGATCGAGGACATCCAGCGGCAGG
CTCTGGATCTCGGCGGGATCAGGCCAGGCAGCTGATCATAGATCTGGAGACTCGAGGGAGTCAGGCTCTT
CCTTTGTTTCATCTCCTGCTTAGAGGACACAGGCCAGGACATGCTGGCTTCGTTTCTGCGAACTAACAGGC
AAGCAGCAAAGTTGTGCAAGCCAACCCTAGAAAACCTTACCCAGTGGTGCTCAGACCAGAGATTCGCAA
ACCAGAGGTTCTCAGACCGGAAACACCCAGACAGTGGACATTGGTTCTGGAGGATTTGGTGATGTCGGT
GCTCTTGAGAGTTTGAGGGGAAATGCAGATTTGGCTTACATCCTGAGCATGGAGCCCTGTGGCCACTGCC
TCATTATCAACAATGTGAACTTCTGCCGTGAGTCCGGGCTCCGCACCCGCACTGGCTCCAACATCGACTG
TGAGAAGTTGCGGCGTCGCTTCTCCTCGCTGCATTTTATGGTGGAGGTGAAGGGCGACCTGACTGCCAAG
AAAATGGTGTGGCTTTGCTGGAGCTGGCGCAGCAGGACCACGGTGTCTGGACTGCTCGTGGTGGTCA
TTCTCTCTCAGGCTGTGAGCCAGCCACCTGCAGTTCAGGGGCTGTCTACGGCACAGATGGATGCC
TGTGTCCGTCGAGAAGATTGTGAACATCTCAATGGGACCAGCTGCCACCCGCTGGGAGGGAAGCCCAAG
CTCTTTTTTCATCCAGGCCTGTGGTGGGAGCAGAAAGACCATGGGTTTGAGGTGGCTCCACTTCCCTG
AAGACGAGTCCCCTGGCAGTAACCCCGAGCCAGATGCCACCCCGTCCAGGAAGGTTTGAGGACCTTCGA
CCAGCTGGACGCCATATCTAGTTTGGCCACACCCAGTGACATCTTTGTGCTACTCTACTTTCCAGGT
TTTGTTCCTGGAGGGACCCCAAGAGTGGCTCCTGGTACGTTGAGACCCTGGACGACATCTTTGAGCAGT
GGGCTCACTCTGAAGACCTGCAGTCCCTCCTGCTTAGGGTCGCTAATGCTGTTTCGGTGAAGGGATTTA
TAAACAGATGCCTGGTTGCTTTAATTTCTCCGAAAAAACTTTTCTTTAAACATCA

ACGCGTACGCGGCCGCTCGAGCAGAAACTCATCTCAGAAGAGGATCTGGCAGCAAATGATATCCTGGATT
ACAAGGATGACGACGATAAGGTTTAA



[View online »](#)

Protein Sequence: >RC200635 representing NM_001229
 Red=Cloning site Green=Tags(s)

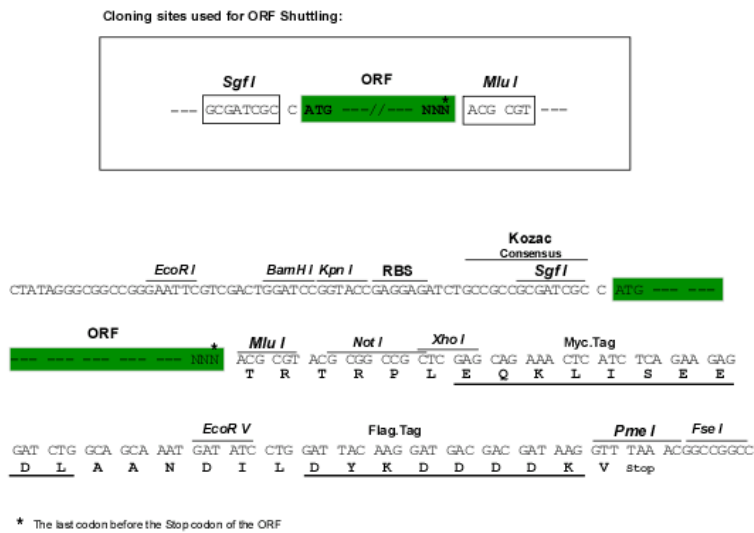
MDEADRRLLRRCRLRLVEELQVDQLWDALLSRELFRPHMIEDIQRAGSGSRRDQARQLIIDLETRGSQAL
 PLFISCLEDTGQDMLASFRLRNRQAACL SKPTLENLTPVLRPEIRKPEVLRPETPRPVDIGSGGFGDVG
 ALESLRGNADLAYILSMEPCGHCLIIINNPNFCRESGLRTRTGSNIDCEKLRRRFSSLHFMVEVKGDLTAK
 KMYLALLELAQQDHGALDCCVVVILSHGCQASHLQFPGAVYGTGDCPVSVEKIVNIFNGTSCPSLGGKPK
 LFFIQACGGEQKDHGFEVASTSPEDESPGSNPEPDATPFQEGLRTFDQLDAISSLPSTSDIFVSYSTFPG
 FVSWRDPKSGSWYVETLDDIFEQWAHSEDLQSLLLRVANAVSVKGIYKQMPGCFNFKLFFKTS

TRTRPLEQKLISEEDLAANDILDYKDDDDKV

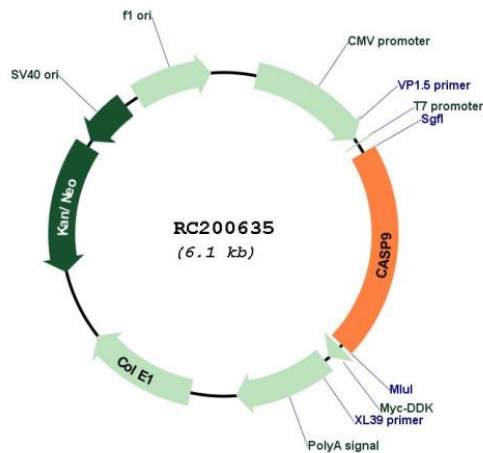
Chromatograms: https://cdn.origene.com/chromatograms/mg2579_g01.zip

Restriction Sites: SgfI-MluI

Cloning Scheme:

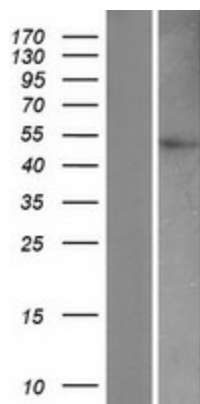


Plasmid Map:



ACCN:	NM_001229
ORF Size:	1248 bp
OTI Disclaimer:	The molecular sequence of this clone aligns with the gene accession number as a point of reference only. However, individual transcript sequences of the same gene can differ through naturally occurring variations (e.g. polymorphisms), each with its own valid existence. This clone is substantially in agreement with the reference, but a complete review of all prevailing variants is recommended prior to use. More info
OTI Annotation:	This clone was engineered to express the complete ORF with an expression tag. Expression varies depending on the nature of the gene.
RefSeq:	NM_001229.5
RefSeq Size:	2034 bp
RefSeq ORF:	1251 bp
Locus ID:	842
UniProt ID:	P55211
Domains:	Peptidase_C14, CARD, CASc
Protein Families:	Druggable Genome, Protease, Stem cell - Pluripotency
Protein Pathways:	Alzheimer's disease, Amyotrophic lateral sclerosis (ALS), Apoptosis, Colorectal cancer, Endometrial cancer, Huntington's disease, Non-small cell lung cancer, p53 signaling pathway, Pancreatic cancer, Parkinson's disease, Pathways in cancer, Prostate cancer, Small cell lung cancer, VEGF signaling pathway, Viral myocarditis
MW:	46.1 kDa
Gene Summary:	This gene encodes a member of the cysteine-aspartic acid protease (caspase) family. Sequential activation of caspases plays a central role in the execution-phase of cell apoptosis. Caspases exist as inactive proenzymes which undergo proteolytic processing at conserved aspartic residues to produce two subunits, large and small, that dimerize to form the active enzyme. This protein can undergo autoproteolytic processing and activation by the apoptosome, a protein complex of cytochrome c and the apoptotic peptidase activating factor 1; this step is thought to be one of the earliest in the caspase activation cascade. This protein is thought to play a central role in apoptosis and to be a tumor suppressor. Alternative splicing results in multiple transcript variants. [provided by RefSeq, May 2013]

Product images:



Western blot validation of overexpression lysate (Cat# [LY400491]) using anti-DDK antibody (Cat# [TA50011-100]). Left: Cell lysates from untransfected HEK293T cells; Right: Cell lysates from HEK293T cells transfected with RC200635 using transfection reagent MegaTran 2.0 (Cat# [TT210002]).