

Product datasheet for **RC200632**

TMSB15A (NM_021992) Human Tagged ORF Clone

Product data:

Product Type: Expression Plasmids
Product Name: TMSB15A (NM_021992) Human Tagged ORF Clone
Tag: Myc-DDK
Symbol: TMSB15A
Synonyms: Tb15; TbNB; TMSB15; TMSB15B; TMSL8; TMSNB
Mammalian Cell Selection: Neomycin
Vector: pCMV6-Entry (PS100001)
E. coli Selection: Kanamycin (25 ug/mL)
ORF Nucleotide Sequence: >RC200632 ORF sequence
 Red=Cloning site Blue=ORF Green=Tags(s)

TTTTGTAATACGACTCACTATAGGGCGCCGGAATTCGTCGACTGGATCCGGTACCGAGGAGATCTGCC
 GCC**CGATCGCC**

ATGAGTGATAAGCCAGACTTGTCCGGAAGTGGAGAAGTTTGACAGGTCAAACCTGAAGAACTAATACTG
AAGAAAAAATACTCTTCCCTCAAAGGAACTATCCAGCAAGAGAAAGAGTGTGTTCAAACATCA

ACGCGTACGCGGCCGCTCGAGCAGAACTCATCTCAGAAGAGGATCTGGCAGCAAATGATATCCTGGATT
 ACAAGGATGACGACGATAAGGTTTAA

Protein Sequence: >RC200632 protein sequence
 Red=Cloning site Green=Tags(s)

MSDKPDLSEVEKFDKSKLKKNTTEKNTLPSKETIQEKECVQTS

TRTRPLEQKLISEEDLAANDILDYKDDDDKV

Chromatograms: https://cdn.origene.com/chromatograms/mk6626_d05.zip

Restriction Sites: Sgfl-MluI



[View online »](#)

Cloning Scheme:


ACCN: NM_021992

ORF Size: 135 bp

OTI Disclaimer: The molecular sequence of this clone aligns with the gene accession number as a point of reference only. However, individual transcript sequences of the same gene can differ through naturally occurring variations (e.g. polymorphisms), each with its own valid existence. This clone is substantially in agreement with the reference, but a complete review of all prevailing variants is recommended prior to use. [More info](#)

OTI Annotation: This clone was engineered to express the complete ORF with an expression tag. Expression varies depending on the nature of the gene.

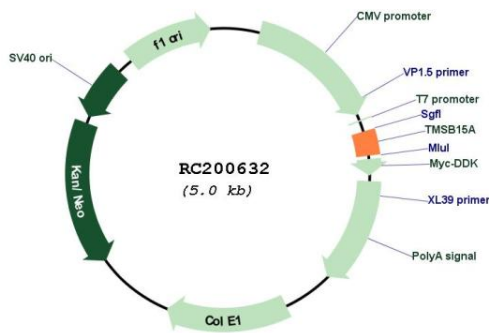
Components: The ORF clone is ion-exchange column purified and shipped in a 2D barcoded Matrix tube containing 10ug of transfection-ready, dried plasmid DNA (reconstitute with 100 ul of water).

- Reconstitution Method:**
1. Centrifuge at 5,000xg for 5min.
 2. Carefully open the tube and add 100ul of sterile water to dissolve the DNA.
 3. Close the tube and incubate for 10 minutes at room temperature.
 4. Briefly vortex the tube and then do a quick spin (less than 5000xg) to concentrate the liquid at the bottom.
 5. Store the suspended plasmid at -20°C. The DNA is stable for at least one year from date of shipping when stored at -20°C.


Note: Plasmids are not sterile. For experiments where strict sterility is required, filtration with 0.22um filter is required.

RefSeq: [NM_021992.3](#)
 RefSeq Size: 666 bp
 RefSeq ORF: 138 bp
 Locus ID: 11013
 UniProt ID: [Q99406](#)
 Cytogenetics: Xq22.1
 MW: 5.2 kDa


Product images:



Circular map for RC200632



Western blot validation of overexpression lysate (Cat# [LY411835]) using anti-DDK antibody (Cat# [TA50011-100]). Left: Cell lysates from untransfected HEK293T cells; Right: Cell lysates from HEK293T cells transfected with RC200632 using transfection reagent MegaTran 2.0 (Cat# [TT210002]).



Coomassie blue staining of purified TMSB15A protein (Cat# [TP300632]). The protein was produced from HEK293T cells transfected with TMSB15A cDNA clone (Cat# RC200632) using MegaTran 2.0 (Cat# [TT210002]).