

Product datasheet for **RC200609**

HGS (NM_004712) Human Tagged ORF Clone

Product data:

Product Type:	Expression Plasmids
Product Name:	HGS (NM_004712) Human Tagged ORF Clone
Tag:	Myc-DDK
Symbol:	HGS
Synonyms:	HRS
Mammalian Cell Selection:	Neomycin
Vector:	pCMV6-Entry (PS100001)
E. coli Selection:	Kanamycin (25 ug/mL)



[View online »](#)

ORF Nucleotide
Sequence:

>RC200609 ORF sequence
 Red=Cloning site Blue=ORF Green=Tags(s)

TTTTGTAATACGACTCACTATAGGGCGGCCGGGAATTCGTCGACTGGATCCGGTACCGAGGAGATCTGCC
 GCC**CGCATCGCC**

ATGGGGCGAGGCAGCGGCACCTTCGAGCGTCTCCTAGACAAGCGGACCAGCCAGCTCCTGTTGGAGACAG
 ATTGGGAGTCCATTTTGCAGATCTGCGACTGATCCGCCAAGGGGACACACAAGCAAAATATGCTGTGAA
 TTCCATCAAGAAGAAAGTCAACGACAAGAACCACACGTCGCTTGTATGCCCTGGAGGTCATGGAATCT
 GTGGTAAAGAACTGTGGCCAGACAGTTCATGATGAGGTGGCCAACAAGCAGACCATGGAGGAGCTGAAGG
 ACCTGCTGAAGAGACAAGTGGAGGTAACGTCCGTAACAAGATCCTGTACCTGATCCAGGCCCTGGGCGCA
 TGCCTTCCGGAACGAGCCCAAGTACAAGGTGGTCCAGGACACCTACCAGATCATGAAGGTGGAGGGGCAC
 GTCTTTCCAGAATTCAAAGAGAGCGATGCCATGTTTGTGCCGAGAGAGCCCAAGTGGTGGACGCTG
 AGGAATGCCACCCTGCAGGGTGCAGTTCGGGGTATGACCCGTAAAGCACCCTGCCGGCGTGTGGGCA
 GATATTCTGTGGAAGTGTCTTCCAAGTACTCCACCATCCCCAAGTTTGGCATCGAGAAGGAGGTGCCG
 GTGTGTGAGCCCTGCTACGAGCAGCTGAACAGGAAAGCGAGGGAAAGGCCACTTCCACCCTGAGCTGC
 CCCCCGAGTACCTGACCAGCCCCCTGTCTCAGCAGTCCCAGCTGCCCCCAAGAGGGACGAGACGGCCCT
 GCAGGAGGAGGAGGAGCTGCAGCTGGCCCTGGCGCTGTACAGTCAGAGGCGGAGGAGAAGGAGAGGCTG
 AGACAGAAGTCCACGTACACTTCGTACCCCAAGGCGGAGCCCATGCCCTCGGCCCTCTCAGCGCCCCCG
 CCAGCAGCCTGTACTCTTCACTGTGAACCTCGTCGGCGCTCTGGCTGAGGACATCGACCCTGAGCTCGC
 ACGGTATCTCAACCGAACTACTGGGAGAAGAAGCAGGAGGAGGCTCGCAAGAGCCCCACGCCATCTGCG
 CCCGTGCCCTGACGGAGCCGGCTGCACAGCCTGGGGAAGGGCACGCAGCCCCACCAACGTGGTGGAGA
 ACCCCCTCCCGGAGACAGACTCTCAGCCATTCCTCCCTGCTGGTGGCCCCTTTGTGAGCCACAGTTCCA
 CAATGGCGAGTCTGAGGAGAGCCACGAGCAGTTCCTGAAGGCGCTGCAGAACGCCGTACCACCTTCGTG
 AACCGCATGAAGAGTAACCACATGCGGGGCCGAGCATACCAATGACTCGGCCGTGCTCTCACTCTTCC
 AGTCCATCAACGGCATGCACCCGAGCTGCTGGAGCTGCTCAACCAGCTGGACGAGCGCAGGCTGTACTA
 TGAGGGGCTGCAGGACAAGCTGGCACAGATCCGCGATGCCGGGGGGCGCTGAGTGCCCTGCGCGAAGAG
 CACCGGGAGAAGCTTCGCCGGCAGCCGAGGAGGAGGAGGAGGAGGAGGAGGAGGAGGAGGAGGAGGAGGAG
 TGGAGATAATGCGGCAGAAGAAGCAGGAGTACCTGGAGGTGCAGAGGCAGCTGGCCATCCAGCGCCTGCA
 GGAGCAGGAGAAGGAGCGGCAGATGCGGCTGGAGCAGCAGAAGCAGACGGTCCAGATGCGCGCGCAGATG
 CCCGCTTCCCCCTGCCCTACGCCAGCTCCAGGCCATGCCCGCAGCCGAGGTGTGCTCTACCAGCCCT
 CGGGACCAGCCAGCTTCCCCAGCACCTTACGCCCTGCCGCTCGGTGGAGGGCTCCCAATGCACGGCGT
 GTACATGAGCCAGCCGGCCCCCTGCCGCTGGCCCCTACCCAGCATGCCCAGCACTGCGGCTGATCCACGC
 ATGGTGTGAGTGCCTACATGTACCCAGCAGGGGCCACTGGGGCGCAGGCGGCCCCCCAGGCCAGGCCGGAC
 CCACCGCCAGCCCCGCTTACTCATCCTACCAGCCTACTCCACAGCGGGTACCAGAACGTGGCCTCCCA
 GGCCCCACAGAGCCTCCCGCCATCTCTCAGCCTCCGAGTCCAGCACCATGGGCTACATGGGGAGCCAG
 TCAGTCTCCATGGGCTACCAGCCTTACAACATGCAGAATCTCATGACCACCCTCCAAGCCAGGATGCGT
 CTCTGCCACCCCAGCAGCCCTACATCGCGGGCAGCAGCCATGTACCAGCAGATGGCACCCTCTGGCGG
 TCCCCCAGCAGCAGCCCCCGTGGCCAGCAACCGCAGGCACAGGGCCCGCCGACAGGGCAGCGAG
 GCCCAGTCATTCATTGAC

ACGCGTACGCGGCCGCTCGAGCAGAACTCATCTCAGAAGAGGATCTGGCAGCAAATGATATCCTGGATT
 ACAAGGATGACGACGATAAGGTTTAA

Protein Sequence: >RC200609 protein sequence
Red=Cloning site Green=Tags(s)

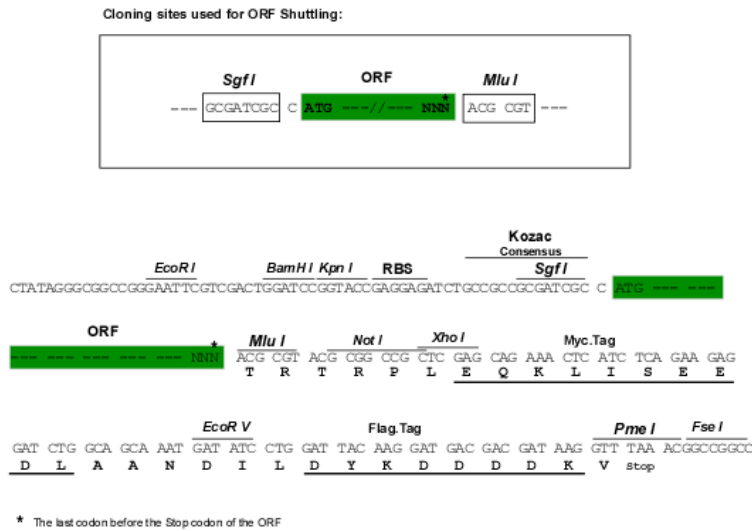
MGRGSGTFFERLLDKATSQLLLETDWESILQICDLIRQGDQAKYAVNSIKKKVNDKNPHVALYALEVMES
VVKNCGQTVHDEVANKQTMEEKDLLKRQVEVNVNRNKILYLIQAWAHAFRNEPKYVVQDTYQIMKVEGH
VFPEFKESDAMFAAERAPDWDAEECHRQVQFGVMTRKHHCRACGQIFCGKCSSKYSTIPKFGIEKEVR
VCEPCYEQLNRKAEGKATSTTELPPEYLTSPLSQSQQLPPKRDETALQEEEEELQALALSQSEAEKERL
RQKSTYTSYPKAEMPSSASSAPPASSLYSSPVNSSAPLAEDIDPELARYLNRNYWEKKQEEARKSPTPSA
PVPLTEPAAQPGEGHAAPTNNVVENPLPETDSQPIPPSGGPFSEPFHNGESEESHEQFLKALQNAVTTFV
NRMKSNHMRGRSITNDSAVLSLFQSIQINGMHPQLLELLNQLDERRLYEGLQDKLAQIRDARGALSALREE
HREKLRRAAEEAERQRQIQLAQKLEIMRQKKQEYLEVQRQLAIQRLQEKEKERQMRLEQQKQTVQMRQM
PAFPLPYAQLQAMPAAGGVLQPSGPASFPSTFSPAGSVEGSPMHGVYMSQPAPAAGPYPSMPSTAADPS
MVSAYMPAGATGAQAAPQAQAGPTASPAYSSYQPTPTAGYQNVASQAPQSLPAISQPPQSSTMGYMSQ
SVSMGYQPYNMQNLMTTLPQDASLPPQPYIAGQQPMYQQMAPSGGPPQQPPVAQQPQAQGPPAQGSE
AQLISFD

TRTRPLEQKLISEEDLAANDILDYKDDDDKV

Chromatograms: https://cdn.origene.com/chromatograms/mk6082_g04.zip

Restriction Sites: Sgfl-Mlul

Cloning Scheme:



ACCN: NM_004712

ORF Size: 2331 bp

OTI Disclaimer: The molecular sequence of this clone aligns with the gene accession number as a point of reference only. However, individual transcript sequences of the same gene can differ through naturally occurring variations (e.g. polymorphisms), each with its own valid existence. This clone is substantially in agreement with the reference, but a complete review of all prevailing variants is recommended prior to use. [More info](#)

OTI Annotation: This clone was engineered to express the complete ORF with an expression tag. Expression varies depending on the nature of the gene.

Components: The ORF clone is ion-exchange column purified and shipped in a 2D barcoded Matrix tube containing 10ug of transfection-ready, dried plasmid DNA (reconstitute with 100 ul of water).

Reconstitution Method:

1. Centrifuge at 5,000xg for 5min.
2. Carefully open the tube and add 100ul of sterile water to dissolve the DNA.
3. Close the tube and incubate for 10 minutes at room temperature.
4. Briefly vortex the tube and then do a quick spin (less than 5000xg) to concentrate the liquid at the bottom.
5. Store the suspended plasmid at -20°C. The DNA is stable for at least one year from date of shipping when stored at -20°C.

Note: Plasmids are not sterile. For experiments where strict sterility is required, filtration with 0.22um filter is required.

RefSeq: [NM_004712.5](#)

RefSeq Size: 2986 bp

RefSeq ORF: 2334 bp

Locus ID: 9146

UniProt ID: [O14964](#)

Cytogenetics: 17q25.3

Domains: FYVE, VHS, UIM

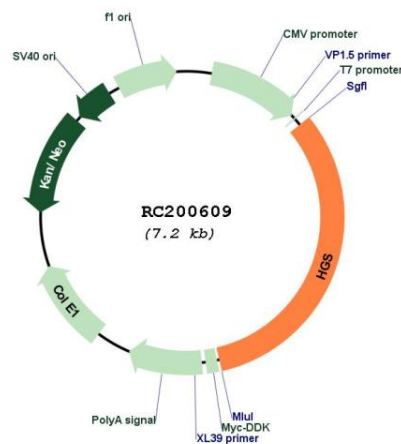
Protein Families: Druggable Genome

Protein Pathways: Endocytosis

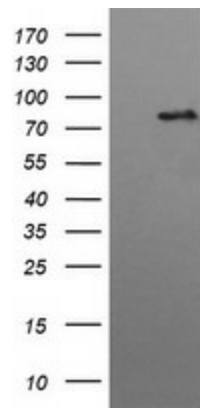
MW: 86.2 kDa

Gene Summary: The protein encoded by this gene regulates endosomal sorting and plays a critical role in the recycling and degradation of membrane receptors. The encoded protein sorts monoubiquitinated membrane proteins into the multivesicular body, targeting these proteins for lysosome-dependent degradation. [provided by RefSeq, Dec 2010]


Product images:



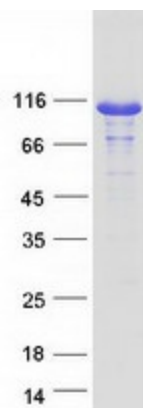
Circular map for RC200609



HEK293T cells were transfected with the pCMV6-ENTRY control (Cat# [PS100001], Left lane) or pCMV6-ENTRY HGS (Cat# RC200609, Right lane) cDNA for 48 hrs and lysed. Equivalent amounts of cell lysates (5 ug per lane) were separated by SDS-PAGE and immunoblotted with anti-HGS(Cat# [TA505894]). Positive lysates [LY401488] (100ug) and [LC401488] (20ug) can be purchased separately from OriGene.



Western blot validation of overexpression lysate (Cat# [LY401488]) using anti-DDK antibody (Cat# [TA50011-100]). Left: Cell lysates from untransfected HEK293T cells; Right: Cell lysates from HEK293T cells transfected with RC200609 using transfection reagent MegaTran 2.0 (Cat# [TT210002]).



Coomassie blue staining of purified HGS protein (Cat# [TP300609]). The protein was produced from HEK293T cells transfected with HGS cDNA clone (Cat# RC200609) using MegaTran 2.0 (Cat# [TT210002]).