

Product datasheet for **RC200578**

PRKRA (NM_003690) Human Tagged ORF Clone

Product data:

Product Type:	Expression Plasmids
Product Name:	PRKRA (NM_003690) Human Tagged ORF Clone
Tag:	Myc-DDK
Symbol:	PRKRA
Synonyms:	DYT16; HSD14; PACT; RAX
Mammalian Cell Selection:	Neomycin
Vector:	pCMV6-Entry (PS100001)
E. coli Selection:	Kanamycin (25 ug/mL)
ORF Nucleotide Sequence:	>RC200578 ORF sequence Red=Cloning site Blue=ORF Green=Tags(s)

TTTTGTAATACGACTCACTATAGGGCGGCCGGAATTCGTCGACTGGATCCGGTACCGAGGAGATCTGCC
GCC**CGATCGCC**

ATGTCCCAGAGCAGGCACCGCGCCGAGGCCCGCCGCTGGAGCGCGAGGACAGTGGGACCTTCAGTTTGG
GGAAGATGATAACAGCTAAGCCAGGGAAAACCCGATTCAGGTATTACACGAATACGGCATGAAGACCAA
GAACATCCAGTTTATGAATGTGAAAGATCTGATGTGCAAATACACGTGCCCACTTTCACCTTCAGAGTA
ACCGTTGGTGACATAACCTGCACAGGTGAAGGTACAAGTAAGAAGCTGGCGAAACATAGAGCTGCAGAGG
CTGCCATAAACATTTTGAAGCCAATGCAAGTATTTGCTTTCAGTTCCCTGACCCCTTAATGCCTGACCC
TTCCAAGCAACCAAGAACCAGCTTAATCCTATTGGTTTCATTACAGGAATTGGCTATTCATCATGGCTGG
AGACTTCTGAATATACCTTTCCAGGAGGGAGGACCTGCTCATAAGAGAGAATATACTACAATTTGCA
GGCTAGAGTCATTTATGGAACTGGAAAGGGGCATCAAAAAGCAAGCCAAAAGGAATGCTGCTGAGAA
ATTTCTTGCCAAATTTAGTAATTTTCTCCAGAGAACCACATTTCTTTAACAAATGTAGTAGGACATTCT
TTAGGATGTACTTGGCATTCTTGAGGAATTCCTGTTGAAAAGATCACTTACTGAAAAGAAGCCTCC
TTAGTATTCAAAATACAGATTACATCCAGCTGCTTAGTGAATTTGCCAAGGAACAAGGTTTTAATAAAC
ATATTTGGATATAGATGAACTGAGCGCCAATGGACAATATCAATGTCTTGCTGAACTGTCCACCAGCCCC
ATCACAGTCTGTCATGGCTCCGGTATCTCCTGTGGCAATGCACAAAGTGATGCAGCTCACAATGCTTTGC
AGTATTTAAAGATAATAGCAGAAAGAAAG

ACGCGTACGCGGCCGCTCGAGCAGAAACTCATCTCAGAAGAGGATCTGGCAGCAAATGATATCCTGGATT
ACAAGGATGACGACGATAAGGTTTAA



[View online »](#)

Protein Sequence: >RC200578 protein sequence
Red=Cloning site Green=Tags(s)

MSQSRHRAEAPPLEREDSGTFFSLGKMITAKPGKTPIQVLHEYGMKTKNIPVYECERSDVQIHVPTFTFRV
 TVGDITCTGEGTSKKLAKHRAEAAINILKANASICFVDPDPLMPDPSKQPKNQLNPIGSLQELAIHHGW
 RLP EYTL SQEGGPAHKREYTTICRLESF METGKGASKKQAKRNAAEKFLAKFSNI SPENHISL TNVVGHS
 LGCTWHSLRNSPGEKINLLKRSLLSIPNTDYIQLLSEIAKEQGFNITYLDIDEL SANGQYQCLAELSTSP
 ITVCHSGISCGNAQSDAAHNALQYLKIIAERK

TRTRPLEQKLISEEDLAANDILDYKDDDDKV

Chromatograms: https://cdn.origene.com/chromatograms/mk6051_h05.zip

Restriction Sites: SgfI-MluI

Cloning Scheme:



ACCN: NM_003690

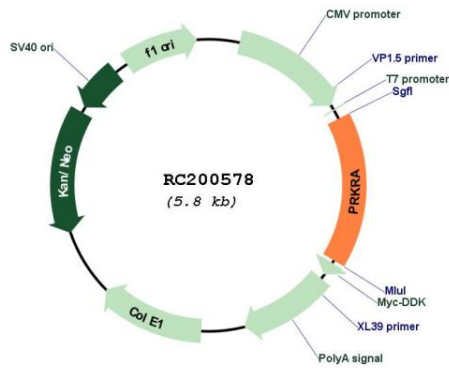
ORF Size: 939 bp

OTI Disclaimer: Due to the inherent nature of this plasmid, standard methods to replicate additional amounts of DNA in E. coli are highly likely to result in mutations and/or rearrangements. Therefore, OriGene does not guarantee the capability to replicate this plasmid DNA. Additional amounts of DNA can be purchased from OriGene with batch-specific, full-sequence verification at a reduced cost. Please contact our customer care team at custsupport@origene.com or by calling 301.340.3188 option 3 for pricing and delivery.

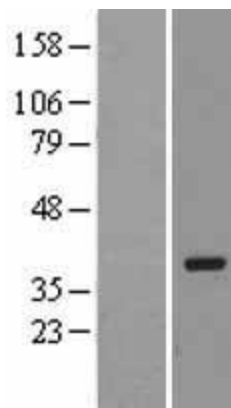
The molecular sequence of this clone aligns with the gene accession number as a point of reference only. However, individual transcript sequences of the same gene can differ through naturally occurring variations (e.g. polymorphisms), each with its own valid existence. This clone is substantially in agreement with the reference, but a complete review of all prevailing variants is recommended prior to use. [More info](#)

OTI Annotation:	This clone was engineered to express the complete ORF with an expression tag. Expression varies depending on the nature of the gene.
Components:	The ORF clone is ion-exchange column purified and shipped in a 2D barcoded Matrix tube containing 10ug of transfection-ready, dried plasmid DNA (reconstitute with 100 ul of water).
Reconstitution Method:	<ol style="list-style-type: none">1. Centrifuge at 5,000xg for 5min.2. Carefully open the tube and add 100ul of sterile water to dissolve the DNA.3. Close the tube and incubate for 10 minutes at room temperature.4. Briefly vortex the tube and then do a quick spin (less than 5000xg) to concentrate the liquid at the bottom.5. Store the suspended plasmid at -20°C. The DNA is stable for at least one year from date of shipping when stored at -20°C.
RefSeq:	NM_003690.5
RefSeq Size:	1826 bp
RefSeq ORF:	942 bp
Locus ID:	8575
UniProt ID:	O75569
Cytogenetics:	2q31.2
Domains:	DSRM
Protein Families:	Druggable Genome
MW:	34.4 kDa
Gene Summary:	This gene encodes a protein kinase activated by double-stranded RNA which mediates the effects of interferon in response to viral infection. Mutations in this gene have been associated with dystonia. Alternative splicing results in multiple transcript variants. [provided by RefSeq, Nov 2008]


Product images:



Circular map for RC200578



Western blot validation of overexpression lysate (Cat# [LY401219]) using anti-DDK antibody (Cat# [TA50011-100]). Left: Cell lysates from untransfected HEK293T cells; Right: Cell lysates from HEK293T cells transfected with RC200578 using transfection reagent MegaTran 2.0 (Cat# [TT210002]).



Coomassie blue staining of purified PRKRA protein (Cat# [TP300578]). The protein was produced from HEK293T cells transfected with PRKRA cDNA clone (Cat# RC200578) using MegaTran 2.0 (Cat# [TT210002]).