

Product datasheet for **RC200384**

SGT1 (ECD) (NM_007265) Human Tagged ORF Clone

Product data:

| | |
|---------------------------|---|
| Product Type: | Expression Plasmids |
| Product Name: | SGT1 (ECD) (NM_007265) Human Tagged ORF Clone |
| Tag: | Myc-DDK |
| Symbol: | SGT1 |
| Synonyms: | GCR2; HSGT1; SGT1 |
| Mammalian Cell Selection: | Neomycin |
| Vector: | pCMV6-Entry (PS100001) |
| E. coli Selection: | Kanamycin (25 ug/mL) |



[View online »](#)

ORF Nucleotide
Sequence:

>RC200384 ORF sequence
Red=Cloning site Blue=ORF Green=Tags(s)

TTTTGTAATACGACTCACTATAGGGCGGCCGGGAATTCGTCGACTGGATCCGGTACCGAGGAGATCTGCC
GCCGCGATCGCC

ATGGAAGAAACCATGAAGCTTGCTACGATGGAAGACACAGTGGAGTACTGCCTGTTCTGATACAGATG
AGTCAAGGGACTCAGATAAACATAAAGAGATTCTTCAGAAGTACATTGAGAGAATAATCACTCGGTTTGC
ACCTATGCTGGTCCCCTACATCTGGCAGAAATCAGCCTTTCAATCTTAAATATAAACCTGGGAAAGGAGGT
GTTCTGCTCATATGTTTGGCGTGACAAAGTTTGGGGATAACATTGAGGATGAATGGTTTATTGTTTATG
TAATAAAGCAGATCACAAGGAATTTCCAGAGTTAGTAGCAAGGATTGAAGACAATGATGGTGAATTCCT
GTTAATAGAAGCTGCTGACTTTTCCCTAAATGGCTGGATCCTGAAAATAGCACCAATAGGGTATTTTTTC
TGCCATGGGGAATTGTGTATTATCCCTGCACCAAGAAAATCTGGAGCAGAAATCTGGTTACCCACCACAC
CCCCAACAAATCCACAAGCATTGAATATAATCACAGCACATTAGAAAAAATACTTGCTTCAGAATCTAT
ACGAGCTGCTGTGAATAGGCGCATCAGAGGGTACCCAGAAAAAATTCAGGCCTCACTTCATCGAGCACAC
TGCTTCCTCCAGCTGGCATTGTGGCAGTGCTAAAGCAGCGCCCCAGATTGGTGGCTGCAGCAGTCCAGG
CATTTTACCTACGAGACCTATTGACCTGCGAGCTTGTGCTGTTTTCAAGACATTCTTGCCTGAAACACG
AATAATGACATCGGTACATTCACTAAATGTCTATATGCAACAATTGGTGCACAAAGGTTTGTGCCAGAC
CGGCGGAGTGGATACAGGCTGCCTCCTCCATCTGATCCCCAGTACCGAGCCCATGAATTGGGCATGAAAT
TGGCTCATGGATTTGAGATCTTATGCTCCAAATGTAGCCACATTTTTCTGACTGCAAGAAATCCCTTGT
GACTGCCTCACCCTCTGGGCCAGTTTCTTGAAGTCTGAAAAAGAATGATTACTTTAAGGGACTGATA
GAAGTTCTGCTCAGTACCGGAAAGGCTAGAAATGGCAGAGAATTACTCCAGCTCTCAGTAGACTGGC
CAGAAAGTTCTCTTGTATGAGCCCTGGTGAAGAAATCTTAACCTTATTACAGACAATACCATTGATAT
AGAAGACCTTAAGAAAGAAGCAGCTAATCTTCCCCCAGAGGATGATGACCAGTGGTTAGATCTCTACCA
GATCAGCTGGACCAGCTGCTGCAGGAAGCTGTTGGCAAAAAAGAATCCGAGTCTGTTTCCAAGGAGGAGA
AGGAGCAGAACTATGACTTAACTGAAGTCTCAGAGAGCATGAAAGCTTTCATATCCAAAGTCTCAACCCA
CAAGGGAGCAGAGCTGCCTCGAGAACCTTCTGAGGCTCCAATCACTTTTGTGATGCAGATTCTTTCTTAAT
TATTTTGATAAGATTTTAGGGCCAAGGCCAATGAGTCAAGTCTGATGATCTGGATGATGAAGACTTTG
AATGTTTAGATAGTATGATGACTTGGACTTTGAAACACACGAACCTGGCGAAGAGGCTTCCCTGAAAGG
AACACTTGATAATCTCAAGTCATACATGGCCCAGATGGACCAGGAACTAGCACACACCTGCATCAGCAA
AGTTTCACCCTAGGAACCAAGTGAACCTGTATCCCAGACTACCGATAACAATTCAGATGAGGAAGATT
CTGGTACGGGAGAATCTGTTATGGCACCAGTAGATGTAGACCTGAACCTGGTTTCAAATATATTGGAATC
CTATAGCTCCCAAGCTGGACTGGCAGGACCTGTTCCAATCTTTTACAAAGCATGGGAGTGCAGTGCCT
GACAACACCGATCACAGACCAACAAGTAAGCCAACAAAAAAT

ACGCGTACGCGGCCGCTCGAGCAGAAACTCATCTCAGAAGAGGATCTGGCAGCAATGATATCCTGGATT
ACAAGGATGACGACGATAAGGTTTAA

Protein Sequence: >RC200384 protein sequence
 Red=Cloning site Green=Tags(s)

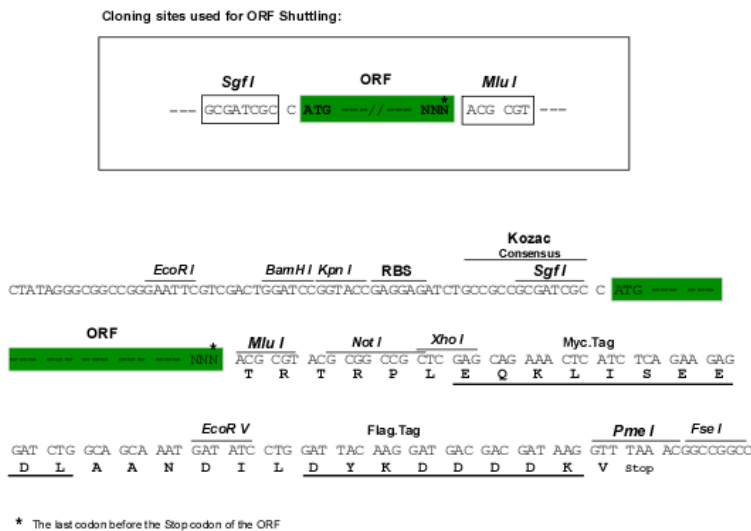
MEETMKLATMEDTVEYCLFLIPDES RSDSKHKEILQKYIERIITRFAPMLVPYIWQNQPFNLKYKPGKGG
 VPAHMFVGTKFGDNI EDEFIVYVIKQITKEFPELVARIEDNDGEFLLIEAADFLPKWLDPENSTNRVFF
 CHGELCIIIPAPRKS GAESWLPTTPPTIPQALNIIITAHSEKILASESIRA AVNRRIRGYPEKIQASLHRAH
 CFLPAGIVAVLKQRPRLVAAAVQAFYLRDPIDLRACRVFKTFLPETRIMTSVTFKCLYAQLVQQRFPD
 RRSYRGLPPSPDPQYRAHELGMKLAHGFEILCSKCSPHFS DCKKSLVTASPLWASFLESLKKNDFKGLI
 EGSAQYRERLEMAENYFQLSVDWPESLAMPGE EILTLLQTI PFDIEDLKKEAANLPPEDDDQWLDLSP
 DQLDQLLQEA VGGKESESVSKEEKEQNYDLTEVSESMKAFISKVSTHKGAE LPREPSEAPITFDAD SFLN
 YFDKILGRPNESDSDLDDEDFECLDSDDDLDFETHEPGE EASLKGTL DNLKSYMAQMDQELAH TCISK
 SFTTRNQVEPVSQT TDNNSDEEDSGTGESVMAPVDVDLNLVSNILESYSSQAGLAGPASNLLQSMGVQLP
 DNTDHRPTSKPTKN

TRTRPLEQKLI SEEDLAANDILDYKDDDDKV

Chromatograms: https://cdn.origene.com/chromatograms/mk6397_d06.zip

Restriction Sites: SgfI-MluI

Cloning Scheme:



ACCN: NM_007265

ORF Size: 1932 bp

OTI Disclaimer: The molecular sequence of this clone aligns with the gene accession number as a point of reference only. However, individual transcript sequences of the same gene can differ through naturally occurring variations (e.g. polymorphisms), each with its own valid existence. This clone is substantially in agreement with the reference, but a complete review of all prevailing variants is recommended prior to use. [More info](#)

OTI Annotation: This clone was engineered to express the complete ORF with an expression tag. Expression varies depending on the nature of the gene.

Components: The ORF clone is ion-exchange column purified and shipped in a 2D barcoded Matrix tube containing 10ug of transfection-ready, dried plasmid DNA (reconstitute with 100 ul of water).

Reconstitution Method:

1. Centrifuge at 5,000xg for 5min.
2. Carefully open the tube and add 100ul of sterile water to dissolve the DNA.
3. Close the tube and incubate for 10 minutes at room temperature.
4. Briefly vortex the tube and then do a quick spin (less than 5000xg) to concentrate the liquid at the bottom.
5. Store the suspended plasmid at -20°C. The DNA is stable for at least one year from date of shipping when stored at -20°C.

RefSeq: [NM_007265.3](#)

RefSeq Size: 2280 bp

RefSeq ORF: 1935 bp

Locus ID: 11319

UniProt ID: [O95905](#)

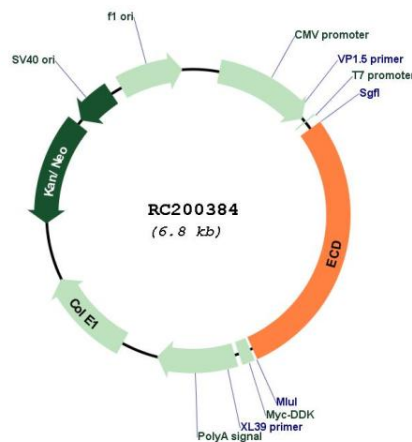
Cytogenetics: 10q22.2

Protein Families: Druggable Genome, Transcription Factors

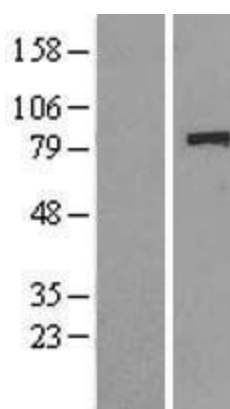
MW: 72.8 kDa

Gene Summary: Regulator of p53/TP53 stability and function. Inhibits MDM2-mediated degradation of p53/TP53 possibly by cooperating in part with TXNIP (PubMed:16849563, PubMed:23880345). May be involved transcriptional regulation. In vitro has intrinsic transactivation activity enhanced by EP300. May be a transcriptional activator required for the expression of glycolytic genes (PubMed:19919181, PubMed:9928932). Involved in regulation of cell cycle progression. Proposed to disrupt Rb-E2F binding leading to transcriptional activation of E2F proteins (PubMed:19640839). The cell cycle -regulating function may depend on its RUVBL1-mediated association with the R2TP complex (PubMed:26711270). May play a role in regulation of pre-mRNA splicing (PubMed:24722212).[UniProtKB/Swiss-Prot Function]


Product images:



Circular map for RC200384



Western blot validation of overexpression lysate (Cat# [LY416084]) using anti-DDK antibody (Cat# [TA50011-100]). Left: Cell lysates from untransfected HEK293T cells; Right: Cell lysates from HEK293T cells transfected with RC200384 using transfection reagent MegaTran 2.0 (Cat# [TT210002]).



Coomassie blue staining of purified ECD protein (Cat# [TP300384]). The protein was produced from HEK293T cells transfected with ECD cDNA clone (Cat# RC200384) using MegaTran 2.0 (Cat# [TT210002]).