

Product datasheet for **RC200339**

PCBP2 (NM_031989) Human Tagged ORF Clone

Product data:

Product Type:	Expression Plasmids
Product Name:	PCBP2 (NM_031989) Human Tagged ORF Clone
Tag:	Myc-DDK
Symbol:	PCBP2
Synonyms:	hnRNP-E2; HNRNPE2; HNRPE2
Mammalian Cell Selection:	Neomycin
Vector:	pCMV6-Entry (PS100001)
E. coli Selection:	Kanamycin (25 ug/mL)
ORF Nucleotide Sequence:	>RC200339 ORF sequence Red=Cloning site Blue=ORF Green=Tags(s)

TTTTGTAATACGACTCACTATAGGGCGGCCGGAATTCGTCGACTGGATCCGGTACCGAGGAGATCTGCC
GCC**CGATCGCC**

ATGGACACCGGTGTGATTGAAGGTGGATTAATGTCACTCTCACCATCCGGCTACTTATGCATGGAAGG
AAGTTGGCAGTATCATCGAAAGAAAGGAGAATCAGTTAAGAAGATGCGCGAGGAGAGTGGTGCACGTAT
CAACATCTCAGAAGGGAATTGCTCCTGAGAGAATTACACTTTGGCTGGACCCACTAATGCCATCTTCAA
GCCTTTGCTATGATCATTGACAACTGGAAGAGGACATAAGCAGCTCTATGACCAATAGCACAGCTGCCA
GTAGACCCCGGTACCCTGAGGCTGGTGGTCCCTGCTAGTCAGTGTGGCTCTCTCATTGAAAAAGGTGG
ATGCAAGATCAAGGAAATACGAGAGAGTACAGGGGCTCAGGTCCAGGTGGCAGGGGATATGCTACCCAAC
TCAACTGAGCGGGCCATCACTATTGCTGGCATTCCACAATCCATCATTGAGTGTGTCAAACAGATCTGCG
TGGTCATGTTGGAGTCCCCCGAAGGGCGTGACCATCCCGTACCGGCCCAAGCCGTCCAGCTCTCCGGT
CATCTTTGCAGGTGGTCAGGACAGGTACAGCACAGGCAGCGACAGTGGCAGCTTTCCCCACACCACCCCG
TCCATGTGCCTCAACCCTGACCTGGAGGGACCCTCTAGAGGCTATACCATTCAAGGACAGTATGCCA
TTCCACAGCCAGATTTGACCAAGCTGCACCAGTTGGCAATGCAACAGTCTCATTTCCATGACGCATGG
CAACACCGGATTCAGTGGCATTGAATCCAGCTCTCCAGAGGTGAAAGGCTATTGGCAGGTTTGGATGCA
TCTGCTCAGACTACTTCTCATGAACTCACCATTCCAACGATTTGATTGGCTGCATAATCGGGCGTCAAG
GCGCCAAAATCAATGAGATCCGTGAGATGTCTGGGGCGCAGATCAAAATTGCGAACCCAGTGAAGGATC
TACTGATAGGCAGGTTACCATCACTGGATCTGCTGCCAGCATTAGCCTGGCTCAATATCTAATCAATGTC
AGGCTTTCCTCGGAGACGGGTGGCATGGGAGCAGC

ACGCGTACGCGGCCGCTCGAGCAGAACTCATCTCAGAAGAGGATCTGGCAGCAATGATATCCTGGATT
ACAAGGATGACGACGATAAGGTTTAA



[View online »](#)

Protein Sequence: >RC200339 protein sequence
 Red=Cloning site Green=Tags(s)

MDTGVIIEGGLNVTLTIRLLMHGKEVGSIIIGKKGESVKKMREESGARINISEGNCPERIITLAGPTNAIFK
 AFAMIIDKLEEDISSSMTNSTAASRPPVTLRLVVPASQCGSLIGKGGCKIKEIRESTGAQVQVAGDMLPN
 STERAIT IAGIPQSIIECVKQICVVMLESPPKGVITIPYRKPSSSPVIFAGGQDRYSTGSDSASFPHHTP
 SMCLNPDLEGPPEAYTIQGQYAIQPDLTKLHQLAMQQSHFPMTHGNTGFSGISSSPEVKGYWAGLDA
 SAQTTSHELTIPNDLIGCIIGRQGAKINEIRQMSGAQIKIANPVEGSTDRQVTITGSAASISLAQYLINV
 RLSSETGGMGSS

TRTRPLEQKLISEEDLAANDILDYKDDDDKV

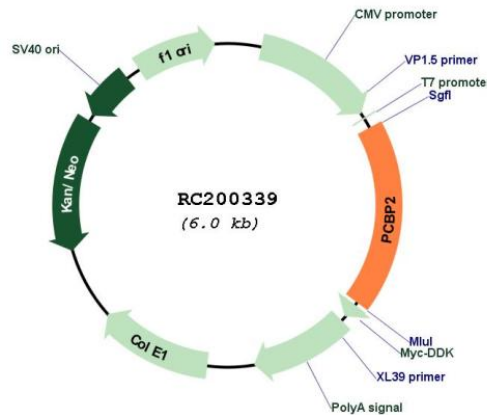
Chromatograms: https://cdn.origene.com/chromatograms/mk6080_e09.zip

Restriction Sites: SgfI-MluI

Cloning Scheme:



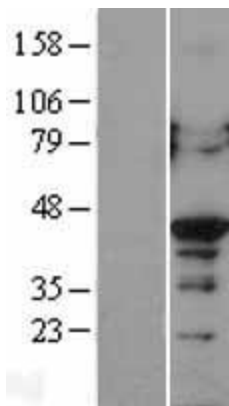
Plasmid Map:



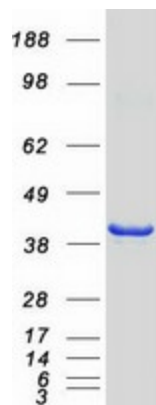
ACCN:	NM_031989
ORF Size:	1086 bp
OTI Disclaimer:	The molecular sequence of this clone aligns with the gene accession number as a point of reference only. However, individual transcript sequences of the same gene can differ through naturally occurring variations (e.g. polymorphisms), each with its own valid existence. This clone is substantially in agreement with the reference, but a complete review of all prevailing variants is recommended prior to use. More info
OTI Annotation:	This clone was engineered to express the complete ORF with an expression tag. Expression varies depending on the nature of the gene.
Components:	The ORF clone is ion-exchange column purified and shipped in a 2D barcoded Matrix tube containing 10ug of transfection-ready, dried plasmid DNA (reconstitute with 100 ul of water).
Reconstitution Method:	<ol style="list-style-type: none"> 1. Centrifuge at 5,000xg for 5min. 2. Carefully open the tube and add 100ul of sterile water to dissolve the DNA. 3. Close the tube and incubate for 10 minutes at room temperature. 4. Briefly vortex the tube and then do a quick spin (less than 5000xg) to concentrate the liquid at the bottom. 5. Store the suspended plasmid at -20°C. The DNA is stable for at least one year from date of shipping when stored at -20°C.
RefSeq:	NM_031989.5
RefSeq Size:	3175 bp
RefSeq ORF:	1089 bp
Locus ID:	5094
UniProt ID:	Q15366
Cytogenetics:	12q13.13
Domains:	KH
MW:	38.2 kDa

Gene Summary:

The protein encoded by this gene appears to be multifunctional. Along with PCBP-1 and hnRNPk, it is one of the major cellular poly(rC)-binding proteins. The encoded protein contains three K-homologous (KH) domains which may be involved in RNA binding. Together with PCBP-1, this protein also functions as a translational coactivator of poliovirus RNA via a sequence-specific interaction with stem-loop IV of the IRES, promoting poliovirus RNA replication by binding to its 5'-terminal cloverleaf structure. It has also been implicated in translational control of the 15-lipoxygenase mRNA, human papillomavirus type 16 L2 mRNA, and hepatitis A virus RNA. The encoded protein is also suggested to play a part in formation of a sequence-specific alpha-globin mRNP complex which is associated with alpha-globin mRNA stability. This multiexon structural mRNA is thought to be retrotransposed to generate PCBP-1, an intronless gene with functions similar to that of PCBP2. This gene and PCBP-1 have paralogous genes (PCBP3 and PCBP4) which are thought to have arisen as a result of duplication events of entire genes. This gene also has two processed pseudogenes (PCBP2P1 and PCBP2P2). Multiple transcript variants encoding different isoforms have been found for this gene. [provided by RefSeq, Jan 2018]

Product images:


Western blot validation of overexpression lysate (Cat# [LY403134]) using anti-DDK antibody (Cat# [TA50011-100]). Left: Cell lysates from untransfected HEK293T cells; Right: Cell lysates from HEK293T cells transfected with RC200339 using transfection reagent MegaTran 2.0 (Cat# [TT210002]).



Coomassie blue staining of purified PCBP2 protein (Cat# [TP300339]). The protein was produced from HEK293T cells transfected with PCBP2 cDNA clone (Cat# RC200339) using MegaTran 2.0 (Cat# [TT210002]).