OriGene Technologies, Inc.
9620 Medical Center Drive, Ste 200
Rockville, MD 20850, US
Phone: +1-888-267-4436
https://www.origene.com
techsupport@origene.com
EU: info-de@origene.com
CN: techsupport@origene.cn

Product datasheet for RC200231L2

Flotillin 1 (FLOT1) (NM_005803) Human Tagged Lenti ORF Clone

Product data:

Product Type:	Expression Plasmids
Product Name:	Flotillin 1 (FLOT1) (NM_005803) Human Tagged Lenti ORF Clone
Tag:	mGFP
Symbol:	Flotillin 1
Mammalian Cell Selection:	None
Vector:	pLenti-C-mGFP (PS100071)
E. coli Selection:	Chloramphenicol (34 ug/mL)
ORF Nucleotide Sequence:	The ORF insert of this clone is exactly the same as(RC200231).
Restriction Sites:	SgfI-MluI
Cloning Scheme:	

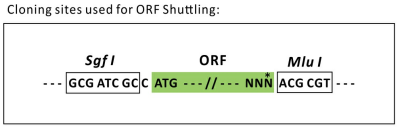

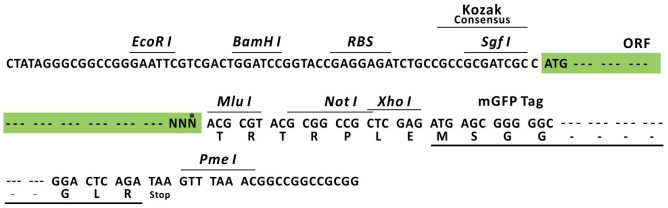

* The last codon before the Stop codon of the ORF.

ACCN:	NM_005803
ORF Size:	1281 bp

View online »

This product is to be used for laboratory only. Not for diagnostic or therapeutic use.
©2024 OriGene Technologies, Inc., 9620 Medical Center Drive, Ste 200, Rockville, MD 20850, US

OTI Disclaimer:	The molecular sequence of this clone aligns with the gene accession number as a point of reference only. However, individual transcript sequences of the same gene can differ through naturally occurring variations (e.g. polymorphisms), each with its own valid existence. This clone is substantially in agreement with the reference, but a complete review of all prevailing variants is recommended prior to use. More info
OTI Annotation:	This clone was engineered to express the complete ORF with an expression tag. Expression varies depending on the nature of the gene.
Components:	The ORF clone is ion-exchange column purified and shipped in a 2D barcoded Matrix tube containing 10ug of transfection-ready, dried plasmid DNA (reconstitute with 100 ul of water).
Reconstitution Method:	1. Centrifuge at 5,000xg for 5min. 2. Carefully open the tube and add 100ul of sterile water to dissolve the DNA. 3. Close the tube and incubate for 10 minutes at room temperature. 4. Briefly vortex the tube and then do a quick spin (less than 5000xg) to concentrate the liquid at the bottom. 5. Store the suspended plasmid at -20°C. The DNA is stable for at least one year from date of shipping when stored at -20°C.
RefSeq:	NM_005803.2
RefSeq Size:	1839 bp
RefSeq ORF:	1284 bp
Locus ID:	10211
UniProt ID:	O75955
Cytogenetics:	6p21.33
Domains:	Band_7, Flotillin
Protein Pathways:	Insulin signaling pathway
MW:	47.4 kDa
Gene Summary:	This gene encodes an protein that localizes to the caveolae, which are small domains on the inner cell membranes. This protein plays a role in vesicle trafficking and cell morphology. Alternative splicing results in multiple transcript variants. [provided by RefSeq, Jan 2016]

This product is to be used for laboratory only. Not for diagnostic or therapeutic use.
©2024 OriGene Technologies, Inc., 9620 Medical Center Drive, Ste 200, Rockville, MD 20850, US

Product images:

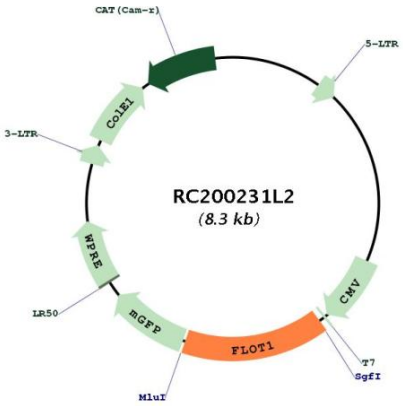

Circular map for RC200231L2

This product is to be used for laboratory only. Not for diagnostic or therapeutic use.
©2024 OriGene Technologies, Inc., 9620 Medical Center Drive, Ste 200, Rockville, MD 20850, US