

Product datasheet for **RC200218**

ST6GALNAC6 (NM_013443) Human Tagged ORF Clone

Product data:

Product Type:	Expression Plasmids
Product Name:	ST6GALNAC6 (NM_013443) Human Tagged ORF Clone
Tag:	Myc-DDK
Symbol:	ST6GALNAC6
Synonyms:	SIAT7-F; SIAT7F; ST6GALNACVI
Mammalian Cell Selection:	Neomycin
Vector:	pCMV6-Entry (PS100001)
E. coli Selection:	Kanamycin (25 ug/mL)
ORF Nucleotide Sequence:	>RC200218 ORF sequence Red=Cloning site Blue=ORF Green=Tags(s)

TTTTGTAATACGACTCACTATAGGGCGGCCGGAATTCGTCGACTGGATCCGGTACCGAGGAGATCTGCC
GCC**CGATCGCC**

ATGGCTTGCTCGAGGCCCGCCAGCCAGTGTGAACCCACATCCCTGCCCGCAGGGCCACCTGCAGGACGCC
GACACCTACCCCTCAGCAGACGCCGGAGAGAAATGAGTAGCAACAAGAGCAGCGGTGAGCAGTGTTCGT
GATCCTCTTTGCCCTCATCACCATCCTCATCCTCTACAGCTCCAACAGTGCCAATGAGGTCTTCCATTAC
GGCTCCCTGCGGGCCGTAGCCGCCGACCTGTCAACCTCAAGAAGTGGAGCATCACTGACGGCTATGTCC
CCATTCTCGGCAACAAGACTGCCCTCTCGGTGCCACCAGTGTGTGATTGTCAGCAGCTCCAGCCACCT
GCTGGGCACCAAGCTGGGCCCTGAGATCGAGCGGGCTGAGTGTACAATCCGCATGAATGATGCACCCACC
ACTGGCTACTCAGCTGATGTGGGCAACAAGACCACCTACCGCGTCGTGGCCCATTCAGTGTGTTCCGCG
TGCTGAGGAGGCCCCAGGAGTTTGTCAACCGGACCCCTGAAACCGTGTTTCATCTTCTGGGGGCCCGAG
CAAGATGCAGAAGCCCCAGGGCAGCCTCGTGCCTGTGATCCAGCGAGCGGGCCTGGTGTCCCAACATG
GAAGCATATGCCGTCTCTCCGGCCGATGCGGCAATTTGACGACCTCTTCCGGGTGAGACGGGCAAGG
ACAGGGAGAAGTCTCATTGTTGAGCACAGGCTGGTTTACCATGGTATCGCGGTGGAGTTGTGTGA
CCACGTGCATGTCTATGGCATGGTCCCCCACTACTGCAGCCAGCGGCCCGCCCTCCAGCGCATGCC
TACCACTACTACGAGCCCAAGGGCCGGACGAATGTGTACCTACATCCAGAATGAGCACAGTCGCAAGG
GCAACCACCAGCTTTCATCACCAGAAAAGGGTCTTTCATCGTGGGCCAGCTGTATGGCATCACCTT
CTCCACCCCTCCTGGACC

ACGCGTACGCGGCCGCTCGAGCAGAACTCATCTCAGAAGAGGATCTGGCAGCAATGATATCCTGGATT
ACAAGGATGACGACGATAAGGTTTAA



[View online »](#)

Protein Sequence: >RC200218 protein sequence
 Red=Cloning site Green=Tags(s)

MACSRPPSQCEPTSLPPGPPAGRRHPLPLSRRRREMSSNKEQRSVAVFVILFALITILILYSSNSANEVPHY
 GSLRGRSRRPVNLKKWSITDGYVPILGNKTLPSRCHQCVIVSSSSHLLGTLKGP EIERAECTIRMNDAPT
 TGY SADVGNKTTYRVVAHSSVFRVLRPPQEFVNRTPETVFIWGP PPSKMOKPQGS LRVVIQ RAGLVFPNM
 EAYAVSPGRMRQFDDLFRGETGKDREKSHSWLSTGWFTMVI AVELCDHVHVYGMVPPNYCSQRPR LQRMP
 YHYYEPKGPDECVTYIQNEHSRKGNNHHRFITEKRVFSSWAQLYGITFSHPSWT

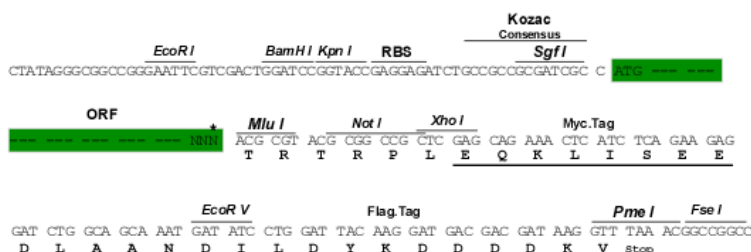
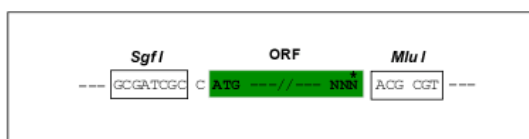
TRTRP LEQKL ISEEDLAANDILDYKDDDDKV

Chromatograms: https://cdn.origene.com/chromatograms/mk6052_a08.zip

Restriction Sites: SgfI-MluI

Cloning Scheme:

Cloning sites used for ORF Shuttling:



* The last codon before the Stop codon of the ORF

ACCN: NM_013443

ORF Size: 999 bp

OTI Disclaimer: The molecular sequence of this clone aligns with the gene accession number as a point of reference only. However, individual transcript sequences of the same gene can differ through naturally occurring variations (e.g. polymorphisms), each with its own valid existence. This clone is substantially in agreement with the reference, but a complete review of all prevailing variants is recommended prior to use. [More info](#)

OTI Annotation: This clone was engineered to express the complete ORF with an expression tag. Expression varies depending on the nature of the gene.

Components: The ORF clone is ion-exchange column purified and shipped in a 2D barcoded Matrix tube containing 10ug of transfection-ready, dried plasmid DNA (reconstitute with 100 ul of water).

Reconstitution Method:

1. Centrifuge at 5,000xg for 5min.
2. Carefully open the tube and add 100ul of sterile water to dissolve the DNA.
3. Close the tube and incubate for 10 minutes at room temperature.
4. Briefly vortex the tube and then do a quick spin (less than 5000xg) to concentrate the liquid at the bottom.
5. Store the suspended plasmid at -20°C. The DNA is stable for at least one year from date of shipping when stored at -20°C.

RefSeq: [NM_013443.5](#)

RefSeq Size: 2474 bp

RefSeq ORF: 1002 bp

Locus ID: 30815

UniProt ID: [Q969X2](#)

Cytogenetics: 9q34.11

Domains: Glyco_transf_29

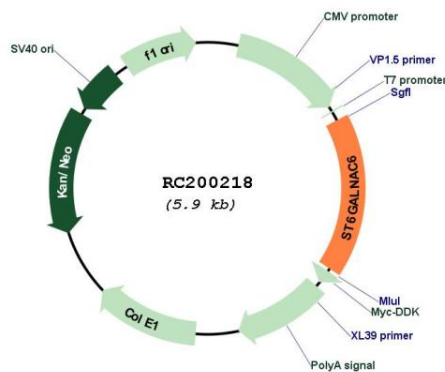
Protein Families: Transmembrane

Protein Pathways: Glycosphingolipid biosynthesis - ganglio series, Metabolic pathways

MW: 38.1 kDa

Gene Summary: ST6GALNAC6 belongs to a family of sialyltransferases that modify proteins and ceramides on the cell surface to alter cell-cell or cell-extracellular matrix interactions (Tsuchida et al., 2003 [PubMed 12668675]).[supplied by OMIM, Mar 2008]

Product images:



Circular map for RC200218