

Product datasheet for RC200178

FBXL12 (NM_017703) Human Tagged ORF Clone

Product data:

Product Type: Expression Plasmids
 Product Name: FBXL12 (NM_017703) Human Tagged ORF Clone
 Tag: Myc-DDK
 Symbol: FBXL12
 Synonyms: Fbl12
 Mammalian Cell Selection: Neomycin
 Vector: pCMV6-Entry (PS100001)
 E. coli Selection: Kanamycin (25 ug/mL)
 ORF Nucleotide Sequence: >RC200178 ORF sequence
 Red=Cloning site Blue=ORF Green=Tags(s)

TTTTGTAATACGACTCACTATAGGGCGCCGGGAATTCGTCGACTGGATCCGGTACCGAGGAGATCTGCC
 GCC**CGATCGCC**

ATGGCGACTTTGGTCGAAGTCCCGGACTCGGTCCTGCTCGAGATCTTCTTTACCTCCCGGTACGGGACC
 GGATCCGCATCTCCAGGGTCTGTACCGCTGGAAGAGGCTGGTGGACGACCGGTGGCTGTGGCGACATGT
 CGACCTGACGCTCTACACGATGCGACCTAAAGTCATGTGGCACCTCCTTGAAGGTACATGGCATCCCGG
 CTCATTCCCTGCGGATGGTGGCTACCTGTTCTCTGGCTCCAGGCCCCAGTTGTCCCCTGCTCTGT
 TGAGAGCCCTGGGCCAGAAGTGCCCAACCTGAAGCGCCTCTGCCTGCATGTGGCCGACCTGAGCATGGT
 GCCCATACCAGCCTGCCAGCACCTTGAGGACCTGGAGCTGCACAGCTGCGAGATCTCCATGGCCTGG
 CTCACAAGCAGCAGGACCCACCGTGCTGCCCTGCTTGAATGCATCGTGTGGACCGCGTCCCGCCCT
 TCCGTGACGAGCACCTGCAGGGCCTGACGCGCTTCCGGGCCTTGCCTCGCTGGTGTGGGTGGTACCTA
 CCGTGTGACCGAGACAGGGCTGGATGCTGGCCTGCAGGAGCTCAGCTATCTGCAGAGGCTTGAGGTGCTG
 GGCTGCACCCTGTCTGCCGACAGCACCTGCTGGCCATCAGCCGCCACCTCCGAGATGTGCCAAGATCC
 GGCTGACCGTGAGGGCCTCTCTGCCCTGGCCTGGCTGTGCTGGAGGGAATGCCGGCCCTGGAGAGTCT
 GTGCTGCAGGGTCCCTCGTCACCCAGAAATGCCCTCCCCACTGAAATCCTCTCCTCCTGCCTCACT
 ATGCCAAAGCTCAGAGTCTTGAGCTGCAGGGGCTGGGGTGGGAGGGTCAGGAGCGGAGAAGATCCTGT
 GTAAGGGGCTGCCCACTGTATGGTCATCGTCAGGGCTTGCCCAAGAGTCTATGGACTGGTGGATG

ACGCGTACGCGGCCGCTCGAGCAGAAACTCATCTCAGAAGAGGATCTGGCAGCAAATGATATCCTGGATT
 ACAAGGATGACGACGATAAGGTTTAA



[View online »](#)

Protein Sequence: >RC200178 protein sequence
Red=Cloning site Green=Tags(s)

MATLVELPDSVLLIEFSYLPVRDRIRISRVCHRWKRLVDDRWLWRHVDLTLTYMRPKVMWHLLRRYMASR
 LHSLRMGGYLFSGSQAPQLSPALLRALGQKCPNLKRLCLHVADLSMVPITSLPSTLRTLLEHSCEISMAW
 LHKQDPTVLPILLECIVLDRVPAFRDEHLQGLTRFRALRSLVLGGTYRVTTETGLDAGLQELSYLQRLEVL
 GCTL SADSTLLAISRHLDVRKIRLTVRGLSAPGLAVLEGMPALESCLQGPLVTPEMPSPTEILSSCLT
 MPKLRVLELQGLGWEGQEA EKILCKGLPHCMVIVRACPKESMDWMM

TRTRPLEQKLISEEDLAANDILDYKDDDDKV

Chromatograms: https://cdn.origene.com/chromatograms/mk6417_h11.zip

Restriction Sites: SgfI-MluI

Cloning Scheme:



ACCN: NM_017703

ORF Size: 978 bp

OTI Disclaimer: The molecular sequence of this clone aligns with the gene accession number as a point of reference only. However, individual transcript sequences of the same gene can differ through naturally occurring variations (e.g. polymorphisms), each with its own valid existence. This clone is substantially in agreement with the reference, but a complete review of all prevailing variants is recommended prior to use. [More info](#)

OTI Annotation: This clone was engineered to express the complete ORF with an expression tag. Expression varies depending on the nature of the gene.

Components: The ORF clone is ion-exchange column purified and shipped in a 2D barcoded Matrix tube containing 10ug of transfection-ready, dried plasmid DNA (reconstitute with 100 ul of water).

Reconstitution Method:

1. Centrifuge at 5,000xg for 5min.
2. Carefully open the tube and add 100ul of sterile water to dissolve the DNA.
3. Close the tube and incubate for 10 minutes at room temperature.
4. Briefly vortex the tube and then do a quick spin (less than 5000xg) to concentrate the liquid at the bottom.
5. Store the suspended plasmid at -20°C. The DNA is stable for at least one year from date of shipping when stored at -20°C.

RefSeq: [NM_017703.3](#)

RefSeq Size: 1876 bp

RefSeq ORF: 981 bp

Locus ID: 54850

UniProt ID: [Q9NXX8](#)

Cytogenetics: 19p13.2

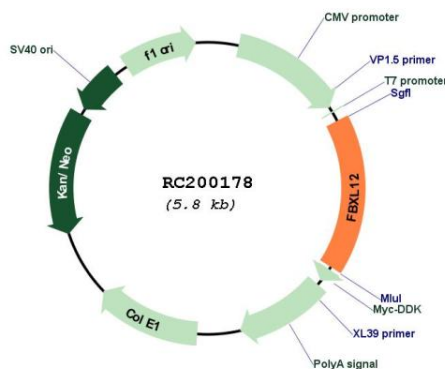
Domains: F-box

Protein Families: Druggable Genome

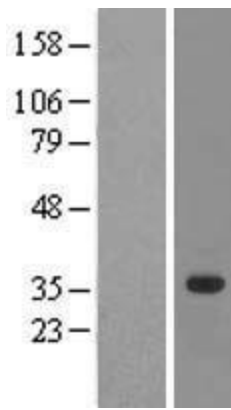
MW: 37 kDa

Gene Summary: Members of the F-box protein family, such as FBXL12, are characterized by an approximately 40-amino acid F-box motif. SCF complexes, formed by SKP1 (MIM 601434), cullin (see CUL1; MIM 603134), and F-box proteins, act as protein-ubiquitin ligases. F-box proteins interact with SKP1 through the F box, and they interact with ubiquitination targets through other protein interaction domains (Jin et al., 2004 [PubMed 15520277]).[supplied by OMIM, Mar 2008]


Product images:



Circular map for RC200178



Western blot validation of overexpression lysate (Cat# [LY413611]) using anti-DDK antibody (Cat# [TA50011-100]). Left: Cell lysates from untransfected HEK293T cells; Right: Cell lysates from HEK293T cells transfected with RC200178 using transfection reagent MegaTran 2.0 (Cat# [TT210002]).



Coomassie blue staining of purified FBXL12 protein (Cat# [TP300178]). The protein was produced from HEK293T cells transfected with FBXL12 cDNA clone (Cat# RC200178) using MegaTran 2.0 (Cat# [TT210002]).