

Product datasheet for **RC200019**

NSG2 (HMP19) (NM_015980) Human Tagged ORF Clone

Product data:

Product Type: Expression Plasmids
Product Name: NSG2 (HMP19) (NM_015980) Human Tagged ORF Clone
Tag: Myc-DDK
Symbol: NSG2
Synonyms: CALY3; HMP19
Mammalian Cell Selection: Neomycin
Vector: pCMV6-Entry (PS100001)
E. coli Selection: Kanamycin (25 ug/mL)
ORF Nucleotide Sequence: >RC200019 ORF sequence
Red=Cloning site Blue=ORF Green=Tags(s)

TTTTGTAATACGACTCACTATAGGGCGGCCGGAATTCGTCGACTGGATCCGGTACCGAGGAGATCTGCC
GCC**CGGATCGCC**

ATGGTGAAGCTGAACAGTAACCCAGCGAGAAGGGAACCAAGCCGCTTCAGTTGAGGATGGCTTCCAGA
CCGTCCCTCTCACTCCCTTGGAGGTTAATCACTTACAGCTGCCTGCTCCAGAAAAGGTGATTGTGAA
GACAAGAACGGAATATCAGCCGGAACAGAAGAACAAGGGAAGTCCGGGTGCCGAAAATCGCTGAATTT
ACGGTCACCATCCTTGTGAGCCTGGCCCTAGCTTTCCTTGGTGCATCGTGTTCCTGGTGGTTTACAAG
CCTTACCTATGATCACAGCTGCCAGAGGGATTGCTATAAGCACAAACGCTGTATCCAGCCTCCCT
GGATGCTTACTACTCCTCCAGGACCCCAATCCAGAAGCGCTTCTACACAGTCATCAGCCACTACAGC
GTGGCCAAGCAGAGCACTGCCCGGCCATCGGGCCGTGGCTGTCAGCAGCCGCTGTCATCCATGAGCCCA
AGCCGCCCAAGACCCAGGGCCAC

ACGCGTACGCGGCCGCTCGAGCAGAACTCATCTCAGAAGAGGATCTGGCAGCAATGATATCCTGGATT
ACAAGGATGACGACGATAAGGTTTAA

Protein Sequence: >RC200019 protein sequence
Red=Cloning site Green=Tags(s)
MYKLNSNPSEKGTKPPSVEDGFQTVPLITPLEVNHQLPAPEKVIKTRTEYQPEQKNKGKFRVPKIAEF
TVTILVSLALAFACIVFLVYKAFTYDHSCPEGFVYKHKRCIPASLDAYSSQDPNSRSRFTYVISHYS
VAKQSTARAI GPWLSAAAVIHEPKPKTQGH

TRTRPLEQKLISEEDLAANDILDYKDDDDKV

Chromatograms: https://cdn.origene.com/chromatograms/mk6386_h07.zip



[View online »](#)

Restriction Sites: SgfI-MluI

Cloning Scheme:



ACCN: NM_015980

ORF Size: 513 bp

OTI Disclaimer: The molecular sequence of this clone aligns with the gene accession number as a point of reference only. However, individual transcript sequences of the same gene can differ through naturally occurring variations (e.g. polymorphisms), each with its own valid existence. This clone is substantially in agreement with the reference, but a complete review of all prevailing variants is recommended prior to use. [More info](#)

OTI Annotation: This clone was engineered to express the complete ORF with an expression tag. Expression varies depending on the nature of the gene.

Components: The ORF clone is ion-exchange column purified and shipped in a 2D barcoded Matrix tube containing 10ug of transfection-ready, dried plasmid DNA (reconstitute with 100 ul of water).

Reconstitution Method:

1. Centrifuge at 5,000xg for 5min.
2. Carefully open the tube and add 100ul of sterile water to dissolve the DNA.
3. Close the tube and incubate for 10 minutes at room temperature.
4. Briefly vortex the tube and then do a quick spin (less than 5000xg) to concentrate the liquid at the bottom.
5. Store the suspended plasmid at -20°C. The DNA is stable for at least one year from date of shipping when stored at -20°C.

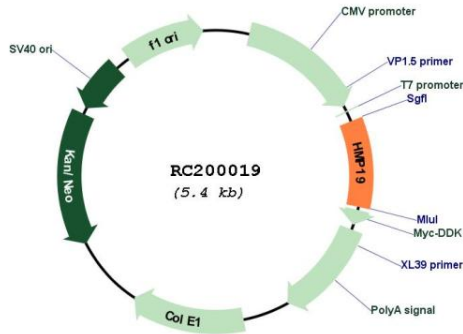
Note: Plasmids are not sterile. For experiments where strict sterility is required, filtration with 0.22um filter is required.

RefSeq: [NM_015980.5](#)


RefSeq Size: 2473 bp

RefSeq ORF: 516 bp


Locus ID: 51617
UniProt ID: [Q9Y328](#)
Cytogenetics: 5q35.2
Protein Families: Druggable Genome, Transmembrane
MW: 19.1 kDa

Product images:


Circular map for RC200019



Western blot validation of overexpression lysate (Cat# [LY414270]) using anti-DDK antibody (Cat# [TA50011-100]). Left: Cell lysates from untransfected HEK293T cells; Right: Cell lysates from HEK293T cells transfected with RC200019 using transfection reagent MegaTran 2.0 (Cat# [TT210002]).



Coomassie blue staining of purified NSG2 protein (Cat# [TP300019]). The protein was produced from HEK293T cells transfected with NSG2 cDNA clone (Cat# RC200019) using MegaTran 2.0 (Cat# [TT210002]).