

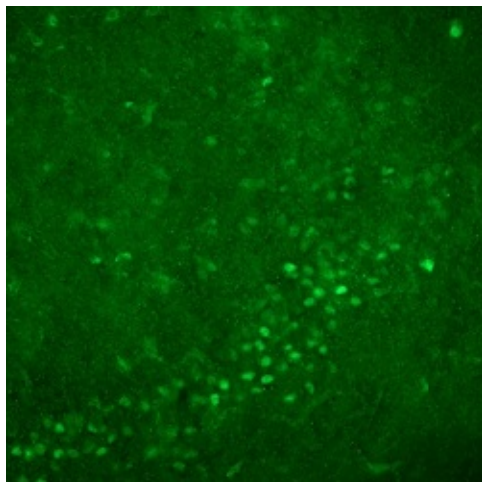
## Product datasheet for RA19067-100

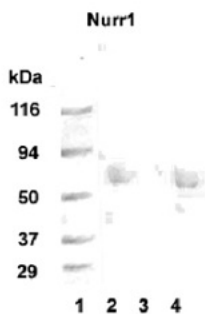
### Nurr1 (NR4A2) (513-526) Rabbit Polyclonal Antibody

#### Product data:

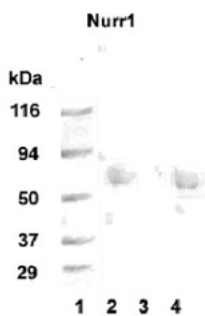
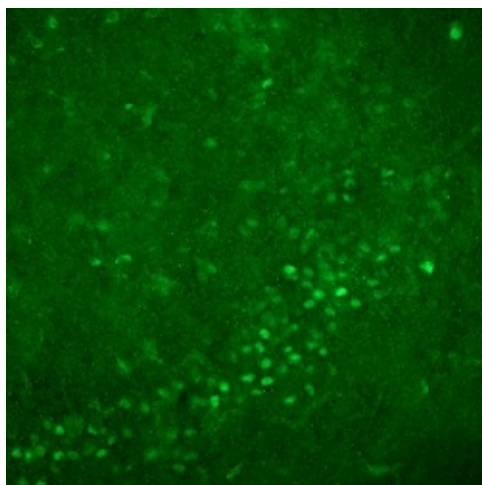
Product Type:	Primary Antibodies
Applications:	IHC, WB
Reactivity:	Mouse, Rat
Host:	Rabbit
Isotype:	IgG1
Clonality:	Polyclonal
Formulation:	State: Aff - Purified
Gene Name:	nuclear receptor subfamily 4 group A member 2
Synonyms:	NOT, NURR1, TINUR

#### Product images:





Western blot detection of Nurr1 in 20 ug of human hippocampus tissue lysate (lanes 2 and 4) with Nurr1 polyclonal at 1:1000 dilution followed by AP-conjugated secondary at 1:5000 dilution. MW marker lane 1. Peptide absorption control lane 3.



Western blot detection of Nurr1 in 20 ug of human hippocampus tissue lysate (lanes 2 and 4) with Nurr1 polyclonal at 1:1000 dilution followed by AP-conjugated secondary at 1:5000 dilution. MW marker lane 1. Peptide absorption control lane 3.