

Product datasheet for MR231985

Reln (NM_011261) Mouse Tagged ORF Clone

Product data:

Product Type:	Expression Plasmids
Product Name:	Reln (NM_011261) Mouse Tagged ORF Clone
Tag:	Myc-DDK
Symbol:	Reln
Synonyms:	reeler; rl
Mammalian Cell Selection:	Neomycin
Vector:	pCMV6-Entry (PS100001)
E. coli Selection:	Kanamycin (25 ug/mL)
ORF Nucleotide Sequence:	>MR231985 representing NM_011261 Red=Cloning site Blue=ORF Green=Tags(s)

TTTTGTAATACGACTCACTATAGGGCGGCCGGAATTCGTCGACTGGATCCGGTACCGAGGAGATCTGCC
GCC**CGATCGCC**

ATGGAGCGCGGCTGCTGGGCGCCGCGGGCTCTCGTCCTGGCCGTGCTGCTGCTGCTGGCGACGCTGAGGG
CGCGCGCGGCCACCGGCTACTACCCGCGCTTCTCGCCTTTCTTTTTCTGTGCACCCACCACGGGGAGCT
GGAAGGGGATGGGAGCAGGGCGAGGTGCTCATTCCCTGCACATTGCGGGCAACCCACCTACTACGTA
CCGGGACAGGAATACCATGTTACAATTTCAACAAGCACCTTCTTTGATGGCTTGTGGTGACGGGACTCT
ATACCTCGACAAGCATCCAGTCTTCTCAGAGCATTGGAGGCTCCAGCGCCTTTGGATTCCGGATCATGTC
CGACCACAGTTTGGTAACCAAGTTTATGTGCAGTGTGGTGGCCTCTCATGTGAGTCACCTGCCTACAACC
AACCTCAGCTTTGTCTGGATTGCCCCACCAAGCTGGCACAGGCTGTGTGAATTTTCATGGCTACTGCAACAC
ATAGGGGCCAGGTGATTTTCAAAGACGCACTGGCCACGAGCTGTGTGAACAAGGAGCTCCACAGAGGC
CACTGCTTACTCGCACCTTGCTGAAATACACAGTGACAGTGTGATCCTACGAGATGACTTTGACTCCTAC
CAGCAACTGGAATTGAACCCCAACATATGGGTTGAATGCAGCAACTGTGAGATGGGAGAGCAGTGTGGCA
CCATCATGCATGGCAATGCTGTACCTTCTGTGAGCCGTACGGCCCTCGAGAGCTGACCACCACATGCCT
GAACACAACAACAGCATCTGTCTCCAGTTTTCCATTGGGTGAGGATCATGTCGATTTAGTTACTCTGAC
CCCAGCATCACTGTGTCATACGCCAAGAACAATACCGCTGATTGGATTGAGCTGGAGAAAATAGAGCCC
CTTCCAATGTGAGCACAGTCATCCACATCCTGTACCTCCCCGAGGAAGCCAAAGGGGAGAGCGTGCAGTT
CCAGTGGAACAGGACAGCCTGCGAGTGGGTGAGGTGTATGAGGCCTGCTGGGCCCTGGATAACATCCTG
GTCATCAATTCAGCCACAGAGAAGTCTTCTGGAGGACAACCTCGACCCGGTGCACACGGGCAACTGGC
TCTTCTCCCTGGAGCAACGGTCAAGCATAGCTGTGAGTGTGAGTGGAACTCCATTTATTTCCATGGAAA
TGAAGGCAGCGAGTTCAATTTTCCACCACCCGGGATGTAGATCTTTCTACAGAGGATATTCAGAGCAG
TGGTCAGAAGAATTTGAGAGCCAGCCACAGGATGGGATATCTTGGGAGCAGTAGTTGGTGCAGACTGTG
GAACCGTAGAATCAGGACTATCACTGGTGTCTCAAAGATGGAGAGAGGAAGCTTGCACCCCTACAT
GGATACAACTGGTTATGGCAACCTGAGGTTCTACTTCGTTATGGGAGGAATCTGTGACCCCTGGAGTCTCT



[View online »](#)

CATGAAAACGATATCATCTTATATGCAAAGATTGAAGGAAGAAAAGAACACATTGCACTGGACACTCTTA
CCTATTCTTCCTATAAGGTTCCGTCTTTGGTTTCTGTGGTTCATCAACCCTGAACTTCAGACACCTGCCAC
CAAATTTTGTCTCAGGCAAAAGAGCCACCAAGGTATAATCGGAATGTCTGGGCTGTGGACTTCTCCAT
GTGCTGCCGTTCTCCCTCAACAATGTCTCACATGATCCAGTTTTCTATTAATTTGGGATGCGGCACAC
ACCAGCCTGGGAACAGCGTCAGCTTGGAGTTTTCTACTAACCATGGACGGTCTGGTCCCTACTCCACAC
TGAGTGCCTGCCGAGATCTGTGCAGGCCCCACCTCCCCACAGCACTGTCTACTCTCAGAAAACACTAC
AGCGGGTGAACCGAATCAGATTCCCTCCCTAATGCAGCACTACCCGAGACACCAGGATTCCGTGGA
GACAAACAGGCCAATCCTGGGAAATATGTGGCAATTGATAATGTTTATATAGGTCCTTCGTGTCTCAA
ATTCTGTTCTGGCAGAGGACAATGCACTCGCATGGCTGCAAGTGTGACCCAGGATTTTCTGGCCAGCT
TGTGAGATGGCATCTCAGACATCCCAATGTTTATTTGCGAAAGCTTTGGCAGTGCCAGACTTCTCTCT
ACCATAACTTTTACTCTATCCGTGGTGTGAAGTCAGCTTTGGTTGTGGTGTCTTAGCCAGTGGTAAGGC
TCTGGTTTTCAACAAAGATGGGAGGCGGCAGCTAATCACGTCCTTTCTGGACAGCTCGCAGTCCAGGTTT
CTTCAGTTACACTGAGGCTGGGAGCAAGTCTGTGCTGAGCACGTGCAGAGCCCCTGACCAGCCGGGG
AGGGAGTCTGCTGCACTATTATATGACAACGGGATAACATGGAACCTCTGGAGCACTATTCTACGT
CAACTACCAGAGCCAGAATAATCTCTGTAGAGTACCCGATGATGCAAGACAGTTTGGAAATCCAGTTC
AGATGGTGGCAGCCTTACCATTCTCCCAAGGAGAAGACGTGTGGGCCATTGATGAGATTGCATGACCT
CAGTCCTGTTCAACAGCATCAGTCTCGACTTTACCAATCTTGTGGAAGTCACTCAATCCCTGGGATTCTA
CCTTGGCAATGTTCAACCATACTGTGGCCATGACTGGACGCTTTGTTTTACGGGAGATTCTAAACTTGCC
TCAAGCATGCGCTATGTGAAACACAGTCCATGCAGATCGGAGCATCCTATATGATTGAGTTCAGCCTAG
TGATGGGATGTGGCCAGAAAACACTCCTCACATGGACAACAGGTGAAGCTGGAGTACTCAGCCAAACCA
CGGCCTTACATGGCACCTTGTACAAGAAGATGCCTTCCAGTATGCCAAGCTGCCAGGAATTTACATCT
GCCAGATTTACATGCCAGCGAGTTCACACAGTGGAGAAGAGTCACTGTTGTTCTTCCCGAGAAAACAT
GGTCCGTTGCCACCCGCTTCCGTTGGAGTCAGAGCTATTACACAGCCAGGATGAGTGGGCTTTAGACAA
CATTTACATTGGGACAGCAGTGCCCAACATGTGCAGTGGGCAATGGCTCATGTGACCATGGCTGTGCAGG
TGTGACCAGGGATACCAGGGCACTGAATGCCACCCAGAAGCTGCCTTCTTCCAGATTATGTCAGATT
TTGAGAACCCGAGCAGTTGGGAATCAGACTGGCAGGAAGTTATTGGGGGAGAAGTTGTAAGCCTGAGCA
AGGCTGTGGAGTCGTGTCTTCTGGATCTTCTGTACTTCAGCAAGGCTGGGAAGAGGCAGCTGGTGAAGC
TGGGACCTGGACACATCTGGGTGGACTTTGTCCAGTTCTACATCCAGATAGGAGGAGAGAGTGTGCAT
GCAACAAGCCTGACAGCAGAGAGGAGGGCATTCTGCTCCAGTATAGCAACAACGGGGGCATCCAGTGGCA
CCTGCTGGCAGAGATGTACTTCTCAGACTTCAGCAAACCCAGATTTGTCTACCTGGAGCTCCAGCTGCT
GGGAAGACCCCTTGTACCAGTTCCGCTGGTGGCAGCCTGTGTTCTCGGGGAGGACTATGACCAGTGGG
CCGTTGATGATATCATCATTCTGTGAGAGAAGCAGAAGCAGGTTATTCCAGTTGTCAACCCAATTTGCC
CCAGAACTTCTATGAGAAGCCAGCTTTCGATTACCTATGAACCAATGAGTGTGTGGCTAATGTTGGCC
AATGAAGGCATGGCTAAAACGACAGCTTCTGTGCGACCACGCCGTCAGCCATGGTGTGGAAAGTCAG
ATGGAGACCGGTTTGCAGTAACCTCGAGATCTGACCCTGAAACCTGGATATGTGCTGCAGTTCAAGCTAAA
CATAGGCTGCACCAGCCAGTTCAGCAGCACTGCCCGGTTCTCCTGCAGTATTACATGATGCCGGCATG
TCGTGGTTTCTGGTGAAGGAAGGATGCTTCCAGCGTCAGCAGGCAAAGGATGTGAAGGGAACCTCCAGG
AATTGAGTGAACCTACTGTCTATTACTGGGGACTTCGAAGAATGGACTAGAATCACCATTGCCATTCC
AAGGTCCTTGCATCCAGCAAGACCAGATTCCGATGGATCCAAGAGAGCAGCTCTCAGAAGAATGTGCC
CCGTTTGGCTTAGATGGGGTGTACATATCTGAGCCTTGTCCAGTTACTGCAGTGGCCATGGAGACTGCA
TCTCGGGGGTGTGTTTTGTGACCTGGGGTACACAGCTGCACAAGGAACCTGTGTGTCAAACACCCCTAA
CCACAGTGAAGTGTTCGACAGGTTTGGGGGAAGCTAAGCCCACTGTGGTACAAAATCACCAGGGGTCAG
GTTGGCACGGGCTGTGGCACCTCAATGACGGCAGGTCCTCTACTTTAATGGCCTTGGGAAAAGGGAAG
CCAGGACAGTCCCACTGGACACCAGGAATATCAGACTTGTTCAGTTTTATATACAAATTTGGAAGTAAAC
ATCAGGGATTACGTGCATCAAACCAGGGCTAGAAATGAGGGGCTTGTGTTTCAGTATTCCAATGATAAT
GGGATACTTTGGCATTGCTGAGAGAGTGGATTTTCATGTCATTCTGGAGCCACAGATCATTTCCATTG
ACCTGCCCCGGGAAGCAAAGACACTGCCACAGCTTCCGGTGGTGGCAGCCGACAGATGGGAAGCATT
GGCCAGTGGGCTTTGGATGATGTCCTTATAGGAGTGAATGACAGCTCTCAAACCTGGATTCAAGATAAA
TTTGATGGCTCCATAGACTTGAAGCAACTGGTATCGAATCCAGGGAGGCCAAGTTGATATCGACTGCC
TCTCTATGGACACTGCCCTTATATTCACTGAAAACATAGGAAAACCTCGTATGCTGAGACCTGGGACTT
CCATGTGTGAGCGTCAAGCTTCTTACAGTTTGAATGAACATGGGCTGCAGCAAGCCTTTCAGTGGTGCC
CACGGCATACAGTCCAGTACTCTGAACAACGGCAAGGACTGGCAGCTTGTACCCGAAGAGTGTGTCC

CTCCAACCATTGGCTGCGTGCACTACACAGAGAGTTCAACTTACACATCAGAAAGATTCCAGAACTGGAG
 GCGGGTACCGGTCTACCTGCCACTCGCCACCAATTCTCCCAGGACTCGGTTAGATGGATTAGACCAAC
 TATACTGTTGGAGCAGATTCTGGGCTATTGATAATGTCATCCTGGCCTCGGGCTGTCCTGGATGTGCT
 CAGGACGAGGGATCTGTGATTGGGGCGCTGTGTGTGACCAGGGGCTTCGGTGGACCCTTCTGTGTTCC
 TGTTGTTCCCTCTCCCTCAATCTAAAAGATGATTTCAATGGGAACCTACATCCTGACCTTTGGCCTGAA
 GTGTACGGGGCAGAGAGGGGCAATCTGAATGGCGAAACCATCAAATCCGGAACATGTCTGATCTTTAAAG
 GGGAGGGACTAAGAATGCTTATTTCCAGAGATCTAGATTGCACCAATACTATGTATGTCCAGTTCTCTCT
 CCGATTTATAGCGAAAGGTACCCAGAGAGGTCTCACTCCATCCTTCTACAGTTCTGTGACGTGGAGGA
 GTCACCTGGCACCTGATGGATGAATTCTACTTCCCTCAAACGACCAGCATACTTTTCATCAATGTTCCCT
 TACCATACGGTGCCCAAACCAACGCTACAAGATTAGACTCTGGCAACCGTACAATAATGGTAAGAAAGA
 AGAAATCTGGATCATTGATGACTTTATTATTGATGGAAACAATTTGAACAACCCCGTGTCTGTGGAC
 ACGTTCGACTTTGGGCCAGGGAAGACAATTGTTTTTCTATCCGGTGGTAATATCGGACTTTACTGCC
 CGTATTCTCAAAGGGAGCTCCTGAGGAGGATTCGGCCATGGTGTGTTGTTCAAACGAAGTTGGAGAACA
 CTCATTACCACAGGACCTAAGTGTGAACGAGAACCACCATCAATTTGAGATCAATGTTGGCTGC
 TCCACTGATAGTTCTTCTGCTGATCCGGTCAGACTGGAATTCTCAAGGGACTTTGGAGCCACCTGGCACC
 TGCTGCTGCCTCTGCTACCACAGCAGCAGCCTCGTCAGCTCCTTATGCTCCACTGAGCATCACCCGAG
 CAGCACCTACTACGCGGGGACCACCCAGGGCTGGCGGGGGAGGTCGTGCACTTCGGAAGCTGCACCTT
 TGTGGATCTGTGCGTTTCCGTTGGTACCAGGGATTTATCCTGCTGGCTCTCAGCCGGTCACATGGGCCA
 TTGACAAATGTCTACATGGTCCCGAGTGTGAAGAGATGTGCTATGGGCACGGGAGCTGCATCAATGGAAC
 CAAGTGTATATGTGACCCGGGCTACTCTGGGCCAACCTGTAAAATAAGCACCAAAAATCTGATTTTCTC
 AAAGACGACTTTGAAGGTCAACTGGAATCCGATCGATTCTTACTGATGAGCGGTGGGAAGCCGCTCGTA
 AGTGTGGCATCCTTTCCAGTGGGAACAACCTCTTCTTCAATGAGGACGGCTTGGCATGCTAGTAACACG
 GGACCTGGATTTACACATGCAAGGTTTGTGCACTTCTCATGAGACTGGGATGTGGTAAGGTTTCCCA
 GACCCAGGAGCCAGCCCGTCTTCTGCACTACTCCCTCAATGGCGGCCCTCTCTGGAGTCTTCTCAAG
 AGTTCTCTTACGCAACTCCAGCAATGTGGCAGGTACATTGCCCTGGAATGCCCTGAAAGCCCGTTC
 TGGTTCGACACGCTCCGCTGGTGGCAGCCATCTGAAAATGGGCACCTTCTATAGCCCTGGGTGATCGAC
 CAGATTCTTATTGGAGGAAATATCTCTGGTAATACAGTCTTAGAAGATGATTTCTCAACTCTGGACAGCA
 GAAAGTGGCTGCTTACCAGGAGGCACCAAGATGCCTGTGTGGCTCCACAGGCGATGCCCTGGTCTT
 TATTGAAAAGGCCAGCACCCGTTACGTGGTCACGACAGACATCGCTGTGAATGAGGACTCATTCTACAG
 ATAGACTTTGCTCCTCCTGCTCAGTACAGACTCCTGCTATGCTATTGAACTGGAGTACTCGGTGGATC
 TCGGTCTGTGTCGACCCGCTGGTGGGGACTGCCTGCCTACCAATGTTGAGTGTAGCTGTTACCACCT
 GCAGCGGATCCTGGTGTAGATACTTTCAACAAGTGGACCAGAATCACTCTGCCCTGCCTCCTACACC
 AGGTCTCAAGCCACTCGTTTCCGCTGGCATCAGCCAGCGCCTTTTGACAAGCAGCAGACCTGGGCAATAG
 ATAATGTCTATATTGGGGATGGTTGCCTAGACATGTGCACTGGCCACGGGAGATGCGTCCAGGGAAGCTG
 TGTCTGTGATGAACAGTGGGGAGGCCTGTACTGTGATGAGCCTGAGACCTCCCTTCCCACCCAGCTCAA
 GACAACTCAACCGAGCCCTCCAACCAAGAACTGGTACTGTGAGCGGTGGGAAGCTGAGTACAGTGT
 GTGGGGCTGTGGCTTCCGGCCTGGCTCTCCATTTCAAGTGGGGCTGCAGCCGATTGTTAGTCACTGTGGA
 TCTGAACCTCACCAATGCTGAGTTTATCCAGTTTTACTTTATGTATGGATGCCTCATTACGCCGAGCAAC
 CGTAACCAAGGAGTCTGCTGGAGTACTCTGCAATGGAGGCATCACCTGGAACCTGCTGATGGAGATTT
 TCTATGACCAGTACAGCAAACCTGGATTTGTGAATATCCTTCTCCCTCCTGATGCTAAAGAGATTGCCAC
 TCGCTTCCGATGGTGGCAGCCACGACATGATGGCCTTGACCAGAATGACTGGGCCATTGACAATGCCTC
 ATCTCGGGCTCTGCGGACCAGAGGACAGTATGCTGGACACCTTTAGCAGCGCCCAAGTACCACAGCATG
 AGCGCTCCCCCGCAGACGCTGGCCCTGTTGGAAGAATTGCTTTTGAATGTTCTTAGAAGACAAAATTC
 AGTGAATGAGAATTGGCTCTTCCATGATGACTGTACAGTGGAAAGATTCTGTGACTCGCCAGATGGTGT
 ATGCTCTGTGGCAGCCATGATGGACGAGAGGTGTATGCAGTACTCATGACCTGACGCCACTGAGA
 GGATCATGCAGTCAAGATCTCTGTTGGATGCAAAGTGCCTGAAAAAATGCCCAGAATCAAATTCAGT
 GCAGTTTTCTACTGACTTTGGCGTGGCTGGAGTTATTTAGTCCCTCAGTCTTACCCGCGACCCAAAG
 TGTCTGGAAGCGTTTCTCAACCGTCTGTGTTCTCCCAACTGAAGGGTGGAAAAGGATCACCTACCCGC
 TTCTGAAAGCTTAACGGGAATCCTGTAAGATTTAGGTTCTACCAAAAGTACTCAGATGTGCAAGTGGC
 AATTGACAATTTCTACCTTGGCCCTGGATGTTGGACAATGTGGAGGCCACGGAGACTGCCTAAAGGAA
 CAGTGTATCTGTGACCCAGGCTACTCAGGGCCAACTGCTACTTAACTCACAGCCTGAAGACTTTCTG
 AAGGAGCGCTTGGACAGTGGAGATCAAGCCTGACTTATGGATGTCTTGGAAAGCGGAAGCACTTGTAC

```

AGAGTGCGGGGTCTCGCCGAGAACACTGCACTCTATTTTGGGGGATCCACTGTGAGACAAGCTATTACT
CAAGACTTAGATCTCAGAGGTGCAAAATTCCTGCAGTACTGGGGACGTATCGGCAGTGAGAAACAATGA
CATCTTGCCATCGGCCTGTCTGCCGGAAGGAAGGCGTGTCTGGACTTCTCTACGGATGGAGGAATCAC
TTGACCTTGCTTACAGAGATGGATTTCCAGAAATACATTTCTGTGAGGCACGACTACATCTCTGCT
GAGGGGGCCCTACCAACACAACCTCGACTTCGCTGGTGGCAGCCTTTTGTATCAGCAATGGGCTCGTGG
TTTCCGGGGTGGAGCGTGCAGTGGGCACTGGACAACATTCTGATTGGTGGAGCAGAAATCAATCCAAG
CCAACTGGTGGACACTTTCGATGACGAAGGCTCCTCCCATGAAGAAAACCTGGAGTTTTTACCCTAATGCA
GTAAGGACAGCAGGATTCTGTGGCAACCCATCCTTCCACCTCTACTGGCCAAATAAAAAGAAGGACAAGA
CCCACAATGCACTCTCCTCCCGAGAGCTATTATACAGCCAGGATACATGATGCAATTTAAATTTGGT
GGGTTGTGAAGCCACTTCATGTGGTACCTTATTCCGTGATGCTGGAGTACACCAAGGATGCAAGGTCC
GATTCTGGCAGCTCGTGCAGACCCAGTGCCTACCTTCTTCCAATAGCATTGGCTGCTCCCCGTTCC
AGTTCCATGAAGCCACCATTTATAATGTGTCAACAGCTCAAGCTGGAAGAGGATCACCATCCAGCTCCC
AGACCAGTCTCGTCAAGTGCACACAGTTCGCTGGATCCAGAAGGGAGAAGAAACCGAGAAGCAAAGC
TGGCCATCGACCAGTGTACATCGGAGAGGCTTGTCCAAGCTCTGCAGCGGCATGGCTACTGCACCA
CAGGGGCCGTCTGCATCTCGATGAAAGCTTCCAAGGTGACGACTGCTCTGTCTTCACTCAGCAGCTTCC
TAGTTACATTAAGATAATTTTGAATCAGCAAGAGTCACTGAAGCCAACCTGGGAAACCATCCAGGTTGGA
GTGATCGGAAGTGGCTGTGGGCACTGGCGCCCTATGCCCATGGAGATTCGCTCTACTTTAATGGTTGTC
AGATAAGGCAAGCTGCCACCAAGCCACTGGACCTCACTCGAGCAAGCAAAATATGTTTTGCTTGCAAAAT
TGGGAGCCAGCCAGACAGACAGTGTGAACAGCGACCTCAGCGGCCCCACACCGTGGACAAAGCAGTA
CTGCTGCAGTACAGTGTCAACAATGGCATCACCTGGCAGTCACTCGTACGACCCAGCCGAAGGACTTCA
CACAAGCTCAGCGGGTGTCTTACAACGTCCCCGGAAGCTCGGATGAAAGGAGTTCTACTGCGTGGTG
GCAGCCACGCCACAATGGAACAGGTGATGATCAATGGGCTTTGGACCATGTGGAGGTGCTCTAGTAAGC
ACTCGCAAAACAAAATTACATGATGAATTTTTCAGGCAACATGGGCTCAGGCACCTCTACAACAGAAGAC
GAAGTTCGCTTAGCGGATACCCA

```

```

ACGCGTACGCGGCCGCTCGAGCAGAACTCATCTCAGAAGAGGATCTGGCAGCAATGATATCCTGGATT
ACAAGGATGACGACGATAAGGTTTAA

```

Protein Sequence:

>MR231985 representing NM_011261
 Red=Cloning site Green=Tags(s)

```

MERGCWAPRALVLAVLLLLATLRARAATGYYPFSPFFFLCTHHGELEGDGEQGEVLISLHIAGNPTYYV
PGQEYHVTISTSTFFDGLLVLTGLYTSTSIQSSQSIGSSAFGFGIMSDHQFQGNQFMCSVAVSHVSHLPTT
NLSFVWIAPPAGTGCVNFMATATHRQVIFKDALAQQLCEQGAPEATAYSHLAEIHSVSILRDFDSDY
QQLELNPNIWVECSNCEMGEQCGTIMHGNVTFCEPYGPRELTTTCLNTTASVLQFSIGSGSCRFYSYSD
PSITVSYAKNNTADWIIQLEKIRAPSNVSTVIHILYLPPEAKGESVQFQWKQDSLVRGVEVYEAACWALDNIL
VINSAHREVVLVDNLDVDTGNWLFPGATVKHSCQSDGNSIYFHGNEGSEFNFAATRDVDLSTEDIQEQ
WSEEFESQPTGWDILGAVVGADCGTVESGLSLVFLKDGGERKLCPTPMDTTGYGNLRFYFVMGGICDPGVS
HENDIILYAKIEGRKEHIALDTLYSSYKVPVSLVSVVINPELQTPATKFLRQKSHQGYNRNVWAVDFH
VLPVLPSTMSHMIQFSINLGCETHQPGNSVLEFSTNHGRSWLLHTECLPEICAGPHLPHSTVYSSENY
SGWNRITIPNAALTRDRIRWRQTGPILGNMWAIDNVYIGPSCLKFCSGRGQCTRHGKCDPFGSGPA
CEMASQTFPMFISESFGSARLSSYHNFYSIRGAEVSFSGCVLWASGKALVFNKDGRRQLITSFLDSSQSRF
LQFTLRGSKSVLSTCRAPDQPGEGVLLHYSYDNGITWKLLEHYSYVNYHEPRIISVELPDDARQFGIQF
RWWQPYHSSQGEDVWAIDEIVMTSVLFNSISLDFTNLVEVTQSLGFYLVGNVQPYCGHDWTLCTFGDSKLA
SSMRYVETQSMQIGASYMIQFSLVMCGQKYTPHMDNQVKLEYSANHGLTWHLVQEECLPSMPSCQEFTS
ASIYHASEFTQWRRVTVVLPQKTWSGATFRFRWSQSYTAQDEWALDNIYIGQQCPNMCSGHGSCDHGVCRC
DQGYQGTCHPEAALPSTIMSDFNPSWESDWQEVIGGEVVKPEQGGCVVSSGSSLYFSKAGKRQLVLS
WDLDTSWVDFVQFYIQIGGESAACNKPDSREEGILLQYSNNGGIQWHLLEMYFSDFSKPRFVYLELPA
AKTPCTRFRWWQPVFSGEDYDQWAVDDIILSEKQKQVIPVNPVPLPQNFYKPAFDYPMNQMSVWMLA
NEGMAKNSFCATTPSAMVFGKSDGDRFAVTRDLTLKPGYVLFKLNIGCTSQFSSTAPVLLQYSHDAGM
SWFLVKEGCFPASAGKCEGNSRELSEPTVYVTGDFEETWTRITIAIPRSLASSKTRFRWIIQESSQKNVP
PFGLDGVYISEPCPSYCSGHGDCISGVCFCDLGYTAAQGTCVSNTPNHSEMDFRFEGLSPLWYKITGGQ
VGTGCGTLNDRSLYFNGLGKREARTVPLDTRNIRLVQFYIQIGSKTSGITCIKPRARNEGLVVQYSNDN

```

GILWHLRELDFMSFLEPQIISIDLPREAKTPATAFRWWQPQHGKHAQWALDDVLIGVNDSSQTGFQDK
 FDGSIDLQANWYRIQGGQVDIDCLSMDTALIFTENIGKPRYAETWDFHVSASSFLQFEMNMGCSKPFSGA
 HGIQLQYSLNNGKDWQLVTEECVPPTIGCVHYTESSTYTSERFQNWRRVTVYLPLATNSPRTRFRWIQTN
 YTVGADSWAIDNVILASGCPWMCSSGRGICDSGRVCVDRGFGGPFVPPVPLPSILKDDFNGLHDPDLWPE
 VYGAERGNLNGETIKSGTCLIFKGEGLRMLISRDLDCNTMYVQFSLRFIAKGTPEPERSHILLSQFSVSGG
 VTWHLMDEFYFPQTTSILFINVPLPYGAQTNATRFRLWQPYNNGKKEEIIIDDFIIDGNLNNPVLLLD
 TFDGPREDNWFFYPGGNIGLYCPYSSKGAPEEDSAMFVFSNEVEGHSITTRDLVSNENTIIQFEINVGC
 STDSSADPVRLERDFGATWHLPLCYHSSSLVSSLCTEHHPSSTYYAGTTQGWRRREVHFGKLHL
 CGSVRFRWYQGFYPAGSQPVTWADNVYIGPQCEEMCYGHGSCINGTKCICDPGYSGPTCKISTKNPDFL
 KDDFEGQLESDFLLMSGGKPSRKCGILSSGNLFFNEDGLRMLVTRDLDLSHARFVQFMRLGCGKGPV
 DPRSQPVLLQYSLNGLSWSLLQEFLFSNSSNVGRYIAEMPLKARSGSTRLRWWQPSENGHFYSPWVID
 QILIGGNSGNTVLEDDFSTLDSRKWLLHPGGTKMPVCGSTGDALVIEKASTRYVVTDDIAVNEDSFLQ
 IDFAASCSTVDSYAIIELEYSVDLGLSWHPLVRDCLPTNVECSRHYLQRILVSDTFNKWTRITLPLPSYT
 RSQATFRFRWHPAPFDKQQTWADNVYIGDGLDMCSGHGRCVQGSVCVDEQWGGLYCDEPETSLPTQLK
 DNFNRAPSNQNLTVSGGKLVTCGAVASGLALHFSGGCSRLVTVDLNLTNAEFIQFYFMYGCLITPSN
 RNQGVLLIYSVNGGITWLLMEIFYDQYSKPGFVNILLPPDAKEIATFRFWWQPRHDGLDQNDWAIDNVL
 ISGSADQRTVMLDTFSSAPVPQHERSPADAGPVGRIFAFEMFLEDKTSVNEENLFDHDDCTVERFCDSPDGV
 MLCGSHDGREVYAVTHDLTPTENWIMQFKISVGCKVPEKIAQNIHVQFSTDFGVSWSYLVPQCLPADPK
 CSGSVSQPSVFFPTEGWKRITYPESL TGNPVRFRFYQKYSVDQWADNFYLGPGCLDNCGGHGDCLKE
 QCICDPGYSGPNCYLTHSLKTFKRFDFSEEIKPDLWMSLEGGSTCTECGVLAENTALYFGGSTVRQAIT
 QDLDLRGAKFLQYWGRIGSENMTSCHRVPCKRKEGVLLDFSTDGGITWLLHEMDFQKYISVRHDIYLLP
 EGALTNTRLRWWQPFVINSGLVYSGVERAQWALDNILIGGAEINPSQLVDTFDDEGSSHEENWSFYRNA
 VRTAGFCGNPSFHLWPNKKKDKTHNALSSRELIQPGYMMQFKIIVGCEATSCGDLHSVMLEYTKDARS
 DSWQLVQTQLPSSNSIGCSPFQFHEATIYNVAVNSSWKRITIQLPDHVSSSATQFRWIQKGEETEKQS
 WADHVIYIGEACPKLCSGHGYCTTGAVCICDESFQDDCVFSHELPSYIKDNFESARVTEANWETIQGG
 VIGSGCGLAPYAHGDSLDFNGCQIRQAATKPLDLTRASKIMFVLQIGSPAQTDSCNSDLSGPHTVDKAV
 LLQYSVNNGITWHVIAQHQPDKFTAQRVSYNVPLEARMKGVLLRWWQPRHNGTGHQWALDHVEVVLVS
 TRKQNYMMNFSRQHGLRHFYNNRRRSLRRYP

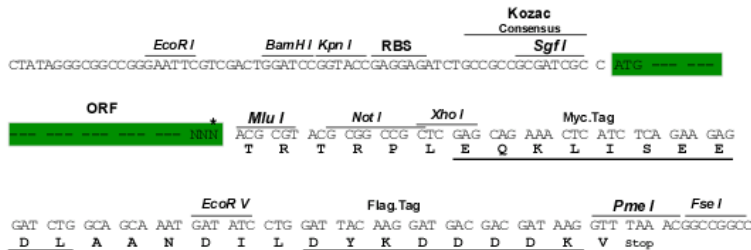
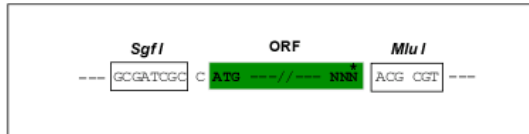
TRTRPLEQKLISEEDLAANDILDYKDDDDKV

Restriction Sites:

Sgfl-MluI

Cloning Scheme:

Cloning sites used for ORF Shutting:



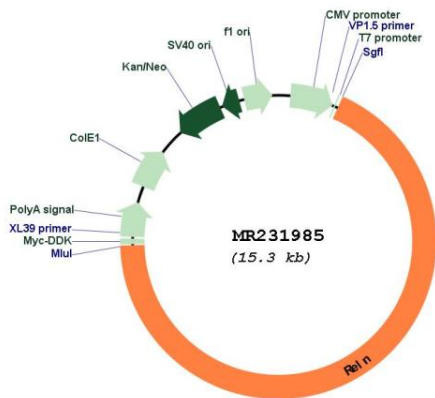
* The last codon before the Stop codon of the ORF

ACCN:

NM_011261

ORF Size:	10383 bp
OTI Disclaimer:	<p>Due to the inherent nature of this plasmid, standard methods to replicate additional amounts of DNA in E. coli are highly likely to result in mutations and/or rearrangements. Therefore, OriGene does not guarantee the capability to replicate this plasmid DNA. Additional amounts of DNA can be purchased from OriGene with batch-specific, full-sequence verification at a reduced cost. Please contact our customer care team at custsupport@origene.com or by calling 301.340.3188 option 3 for pricing and delivery.</p> <p>The molecular sequence of this clone aligns with the gene accession number as a point of reference only. However, individual transcript sequences of the same gene can differ through naturally occurring variations (e.g. polymorphisms), each with its own valid existence. This clone is substantially in agreement with the reference, but a complete review of all prevailing variants is recommended prior to use. More info</p>
OTI Annotation:	This clone was engineered to express the complete ORF with an expression tag. Expression varies depending on the nature of the gene.
Components:	The ORF clone is ion-exchange column purified and shipped in a 2D barcoded Matrix tube containing 10ug of transfection-ready, dried plasmid DNA (reconstitute with 100 ul of water).
Reconstitution Method:	<ol style="list-style-type: none">1. Centrifuge at 5,000xg for 5min.2. Carefully open the tube and add 100ul of sterile water to dissolve the DNA.3. Close the tube and incubate for 10 minutes at room temperature.4. Briefly vortex the tube and then do a quick spin (less than 5000xg) to concentrate the liquid at the bottom.5. Store the suspended plasmid at -20°C. The DNA is stable for at least one year from date of shipping when stored at -20°C.
RefSeq:	NM_011261.2 , NP_035391.2
RefSeq Size:	11702 bp
RefSeq ORF:	10386 bp
Locus ID:	19699
UniProt ID:	Q60841
Cytogenetics:	5 9.98 cM
MW:	387.9 kDa
Gene Summary:	Extracellular matrix serine protease that plays a role in layering of neurons in the cerebral cortex and cerebellum. Regulates microtubule function in neurons and neuronal migration. Affects migration of sympathetic preganglionic neurons in the spinal cord, where it seems to act as a barrier to neuronal migration. Enzymatic activity is important for the modulation of cell adhesion. Binding to the extracellular domains of lipoprotein receptors VLDLR and LRP8/APOER2 induces tyrosine phosphorylation of DAB1 and modulation of TAU phosphorylation.[UniProtKB/Swiss-Prot Function]

Product images:



Circular map for MR231985