

Product datasheet for MR231982

Vcan (NM_001081249) Mouse Tagged ORF Clone

Product data:

Product Type:	Expression Plasmids
Product Name:	Vcan (NM_001081249) Mouse Tagged ORF Clone
Tag:	Myc-DDK
Symbol:	Vcan
Synonyms:	5430420N07Rik; 9430051N09; Cspg2; DPEAAE; hdf; NG2; PG-M; PG-M(V0); PG-M(V1)
Vector:	pCMV6-Entry (PS100001)
E. coli Selection:	Kanamycin (25 ug/mL)
Cell Selection:	Neomycin
ORF Nucleotide Sequence:	>MR231982 representing NM_001081249 Red=Cloning site Blue=ORF Green=Tags(s)

TTTTGTAATACGACTCACTATAGGGCGGCCGGAATTCGTCGACTGGATCCGGTACCGAGGAGATCTGCC
GCC**CGGATCGCC**

ATGTTGATAAATATGAAAGGCATCTTATGGATGTGCTCAACCTTATTACTAACCCATGCACTACATCAAG
CCAAAAATGAAACCAGCCACCTGTTAAAGGCTCTCTGTCTGGAAAAGTGGTCTACCTTGTCAATTTTC
AACCTTACCTACCTTACCACCCAATTACAACACGAGTGAATTTCTCAGAATCAAATGGTCTAAGATGGAA
GTGGACAAAAATGAAAAAGATATAAAGGAGACGACTGTCTTGGTGGCCAGAACGAAATATCAAGATTG
GTCAGGACTACAAGGGGCGAGTGTCCGTGCCTACACATCCCGATGATGTAGGTGATGCTTCCCTCACCAT
GGTCAAACCTCCGGGCTAGTGATGCAGGCGTCTACCGATGTGATGTATGGGATTGAAGACACTCAG
GACACCATGTCACTGGCTGTGGATGGTGTGTGTTTCACTACAGGGCAGCCACCAGCAGGTACACTCTGA
ACTTTGCCGCTGCTCAACAGGCTTGTGGATATCGGGGCGGTCTAGCAAGCCAGAGCAGCTGTTTGC
CGCCTATGAGGATGGATTTGAGCAGTGTGATGCAGGATGGCTGTCTGATCAAACCTGTCAGATATCCATA
CGGGCTCCCGAGAGGGCTGTTACGGAGACATGATGGGAAGGAAGGGTTCGGACCTATGGATCCGCT
CTCCCCAGGAAACCTATGATGTGATTGTTATGTGGATCATCTGGATGGCGATGTGTTCCACACTGTC
TCCCAGTAAGTTACCTTCGAGGAGGCCGAAGCAGAGTGTACAAGCAGGGATGCGAGGCTGGCGACTGTT
GGAGAACTTCAGGCAGCTTGGAGAAATGGCTTTGACCAATGCGATTACGGCTGGCTGTGGATGCCAGCG
TGCGGCACCCTGTGACTGTGGCCAGGGCCAGTGTGGAGGAGGTCTACTTGGGGTGAAGACCCTGTATCG
TTTTGAGAACCAGACATGCTTCCCTCTCCCTGATAGCAGATTTGATGCCTACTGCTTTAAACCTAAACAG
AATATATCAGAGGCAACCACCATCGAAATGAATATCCTCGCAGAACTTCATCACCCAGTTTATCCAAAG
AACCACACATGGTACCTGACAGAGCTACACCAGTATTCCATTAGCCACCGAATTACCTATTTTTACCAC
ACACTTCCCTCCTGCAGGAAATATAGTCAATTCTGAACAGAAATCTGTAGTCTATTCTCAGGCTATCACA
GGCAGATTAGCCATGGAATCACCCAACTACTCGGAATACCATCAACTCTGGGATCTGAATGACTCCT
TGGCTTCTGGGTGAGGGCACTTGAATGCCAGACATATCTGAAATTAAGGAGGAGGAACCCGAAGTAC
AACTGTCATCTCCAACATGCTACTGGCTCACAGGCTGTAAATACAGAGGATACGCAAACACATGAATCA
GTTTCACAGATTGAACAAATAGAAGTGGGCCCTTAGTAACATCCATGGAATCACAAATCATATTTCTC



[View online »](#)

TCAAGGAATTGCCAGAAAAAACAACACCCATATGAATCCACAGAAGTGACCCTGGAACACACGACTGA
 AATGCCAACGGTAAGCGCCAGTCTGAATTGGCAACCACAAGTCACTATGGATTACCTTGAGAGAAGAT
 GATAGAGAAGACAGAACACTGACAGTTAGATCTGATCAGAGCACTCGGGTCTTTAGCCAAATCCCCGAAG
 TCATCACAGTATCAAAAACATCAGAAGACACTACCTACTCACAGCTAGGGGACTTAGAGTCCATTCAAC
 ATCAACAATAACCATGCTTGGCAGAGATAGATCACTGATAGATAAAGAGAAAACCCAAAACCTAATGGT
 AAGGTACTGAAGATGAGTTTGGTCAATCACAGCTACAACCTCCCATCACAGCATTTACAGAAG
 TAGAATTACTCCATATTCTGGTGACACAACATCAGTAGAGGGAATATCCACAGTATTTTATCCATCATT
 ACAAACAGATGTGACACAAGGAAGAGAGAGGACAGAAAACCAAGACCAGAGTTAAAAAAGATCCGTAC
 ACAGTTGATGAAATACCAGAAAAGGTCACTAAAGATCCATTTATAGGTAAAAACAGAAAGTCTTCTCTG
 GAATGCCTCTCTACATCTTCTCAGAGTCTCAGTGAAAGGACAGAAATCTGTTTCCCCTGCATTGAC
 AATTGAGAAGTTAACTGTGAAGCCAACAGAAGCAAGAGATGTGGAAGAAATGACAACCCTGACTAGATTA
 GAAACAGATGTTACAAAGTCTGACAAAGATGTTACAAGAGTTCATTTGACCCACAGTACTTTAAATGTGG
 AAGTGGTACAGTATCAAAATGGCCAGGGGATGAAGATAATTCACTTCAAAGCCTTTACCTCAACAGA
 ACATGCAGGCTTTACAAAATGCCTCCTGTCCCCTTAGTACTATAGGAATAAATGGAAAAGATAAAGAA
 ATCCCAAGTTTACAGATGGAGGAGGTGAATACACTCTTTTCCCAGATGGTACTCCAAAACCTTAGAAA
 AGGTTTCTGAAGAAGATTTAGCATCTGGAGAATTGACAGTCACTTTTATACATCTACATCAATTGGCAG
 TGCAGAAAAGTCAAGTTCAGGAGAGCCTACAACCTGGAGACAGGTTTCTGCCACCACAAGCACAGAAAGC
 CAGGTCATCAATGCAACTGCGGAAGGGAGTGCTTTGGGTGAAGATATAGAAGCCTCCAAGCCACTATTTA
 CTGGCCCCCATTTGTCCACACCTCCGATGTAGAAGAATTGGCATTGTTAATTATAGTAGCACCGCAGGA
 GCCCACTACTTATGTAGACATATCCCACTAGTCTCTTTCTATAATCCCAAGACAGAATGGAGTGTG
 TTGAAACTTCTGTTTCACTAGAAGATGAGATTCTAGGCAAACTGATCAAGATATCCTTGAACAGACTC
 ATCTAGAAGCAACCATGTCTCCTGGAGCTTTGAGGACAACAGGAGTTTCCAGGGAGAAAACCCAGGAAGA
 ACCAAAACCTCCAGGGAGCCCTTCTACTTTCACTTCTACTGCAAGTTATGGCCAAGGAGACAACAGCA
 TTTGAAGAGGGGGAGGGGTCAACATATACTCCCTCTGAAGGCAGATTGATGACAGGTTCTGAAAAGTCC
 CAGGTTTAGAAAACACTCCAGTTGGCACATCTTATCCACCTGGTGAATAACAGACCAGGAAGTGGAAAT
 GGATACAATGGTAACACTGATGTCAACCATTAGGCCAACAGTGGTTTCAAGTACAGAGCCAGAAGTAATT
 TATGAAGCAGAAGGTAGTAGTCCAACAGAAATTCATCAACTTTGAGGCTTTCCAGACTCATGTACAC
 AGCTTATGGAAGAACTACTGAGGAAGGAAAAAGGCATCCTTAGATTATACAGATTTAGGCTCAGGGTT
 ATTTGAACCCAGAGCCACCGAGCTCCAAAATTTCCAACAACCTCAAGTGATATCAGTGTCTTTACTGCC
 ATCGACAGCCTTACAGAACGCCACCCTTGAGTCCGTCTTCATCATTCACTGAGGAACAACGTGTCTTTG
 AGGAAGAGTCCAGTGAGAAAACAACAGGTGACATACTTCTGGAGAATCTGTAACACAGCACCTGTGAC
 AACTCTCATTGATATCGTAGCCATGAAAACAGAACTGATATTGATCACATGACCTCAAAAACCTCCTGTA
 ACACAGCCAACAAGACCATCAGTTGTGGAAGAAAAACAACCTCCAAAACCTCAAGAGTTGTCTACTTCAA
 CACCTGCAGCAGGGACCAAGTTCACCCTGACATAAATGTTTATATTATTGAGGTGAGAGAAAACAAGAC
 AGGTGATGAGTGATATGATTGTAAGTGGTCACTCAATAGATTCAGAATCTAAAGAAGAGGAACCTTGC
 AGTGAAGAAACAGATCCACTGCATGATCTGTTGCTGAAATTTTACCCGAGTTACCAGACTCATTGAAA
 TAGACATATATCACAGTGAGGAAGATGAAGACGGAGAGGAGGACTGTGTAATGCAACGGATGTAACAAC
 TACTCCGTCAAGTGCAGTATATCAATGGGAAGCAGCTCGTTACCACAGTGCCTAAGGACCCGGAAGCTGCA
 GAAGTAGGCGTGGCCAGTACGAAAGTGTGACCTTCTCAGAATTTCCAGATAGTTCTGCAACTGACA
 CCCATCAGTTTATACTAGCAGAAAACAGAACTGTCACACTACCATGCAATTTAAGAAATCTAAAGAAGGCAC
 GGAATTGTTAGAAATCACATGGAACCCGAGACCTACCCTGAAACACCAGACCATGTTTCAAGTGGTGAG
 CCTGATGTTTTCCCTACTCTCTCATCCCATGATGGTAAAACCACCAGATGGTCAGAGTCCATCACAGAGA
 GCAGTCCAAAACCTGAAAATCCAGTGCACAAAACCTAAGCCTGTCCCTCTGTTTCTGAAAGACTTCTC
 AGGAGAGGGTGCCATTGAAACAAGCATCCAGGAAAACAATCTTATCTAGGGCTACAGAAGTACACTTGGT
 AAAGAGACAGACCAAGTCTACCTTATCTACCTTAGCATACTTTCAAGTCTGTGTGAGTAAATGTCT
 TGGAGGAAGAACCCTACTCTAACAGGAATCTCACAGACTGATGAATCCATGTCTACTATAGAAGCTG
 GGTAGAGATAACACCTAGCCAACTGTAAGTCTCGGAGAGTCTTTCAGCTCCTATCATTGAAGGGTCT
 GGGGAAGTAGAAGAAAATAAAAATAAAATCTTTAACATGGTAACTGATTTACCACAGAGAGATCCTACAG
 ATACACTCAGCCCTTTGGATATGAGCAAGATAATGATCACAACCATCACATTTATTTCTGCAACCAC
 CGCTCCTTTGGATTCAAAAACCTTCTCCAGATGCAAGGCTACACAGTTTGAATTTAAACAGCCACC
 TCTGAGTGGGTTTCCGATAAGTCTTTTGAAGGAAGAAAAGAGAAGAAGATGAAGAGGGAGCTGTGAATG
 CAGCCCACCAAGGAGAAGTTCGAGCAGCAACAGAGAGGTGAGTCACTTACTTTTAAACCCAGAATTAGA

AAGTTCAAATGTAGATGCATCTAGTGATTTGGCTACCTGGGAAGGTTTTATTCTAGAGACAACCCACA
 GAGTCTGAAAAGGAAATGGCAAATCAACTCCTGTTTTAGAGAAACAATTGGTGTAGCCAAATGTGGAGG
 CACAGCCCTTTGAGCATAGCAGTAGTAGTCATCCAGGGTTCCAGGAAGAGCTGACCACTCTCTCAGGAAA
 TCCCCCTCTCTTTTTACGGACCTGGGCTCAGGAGATGCTAGTACTGGTATGGAACATCACTGCTTCT
 TTATTTACATTAGATTTAGAGTCTGAAACCAAAGTCAAAAAGGAATTACCCAGTACTCCGCTCCAGTG
 TGGAGATATCATCCTCTTTTGAGCCAACAGGATTAACCCCGAGTACTGTACTAGACATAGAAATGTCTGG
 AGTTATGAGCCAGACATCGCAGAAGACACTGATTTCTGAAATATCAGGAAAGCCAACTCCCACTCAGGA
 GTAAGGGATTTGTATACAGGCTTTCCAATGGGAGAAGATTTTAGTGGTACTTCAGTGAATATCCAACAG
 TGTCTTATCCAACGATGAAAGAGGAAACAGTTGGGATGGGAGTTCTGACGATGAACGAGTTAGGGATAC
 ACAGACTTCATCATCTATACCGACTACCTCAGACAACATCTACCCCGTGCCTGACTCAAAAGGACCTGAC
 AGTACTGTGGCCAGCACCACAGCCTTCCCTGGGAAGAGGTATGTCTCAGCTGAGGGTCCAGGTGAGC
 AATTAGCCTCAGTCAGGAGCTCTGTTGGTCCAGTCTTCCACTAGCTGTGGACATTTTTTCTGGAACAGA
 GTCTCCATATTTGATGAAGAGTTGAAGAAGTGGCTGCAGTGACAGAAGCAAATGAAAGACCCACTGTT
 TTGCCAACAGCAGCAAGTGGAAACTGTAGATCTTACAGAAAATGGGTACATAGAGGTAATAGCACGA
 TGTCACTGGACTTTCCCAAGACAATGGAGCCATCCAAATTGTGGTCTAAACCAGAAGTCAATCTTGATAA
 ACAAGAGATTGGAAGAGAAACAGTGACAAGGAAAAGCTCAGGGACAAAAGACTTTTGAATCGCTCCAC
 AGTTCTTTTGACCAGAACAACCAATTTTGAAAACCAATCACTTATTGAAACTGAATCCAAACTCCG
 ATTAATCTATGTTAAACAACACTGAAAACGTACATTAATAAGGAAGTGGAGGAGGAAGGTATGTCCAT
 AGCGCATATGTCTACTCCAGGTCAGGGATCAAAGACTTGGAAATCATATACTACCCATCCCGAAGCTCCT
 GGAAGTCACACTCTTCTCAGTACTGCTTTAGTGACTGAATCTGGAGCAGCTAGAAGTGTACTCATGG
 ATTCCTCAACTCAAGAGGAAGAAAGCATAAAACCTTCCAAAAGGGTGTGAAACTAACAAATAAAGAGTC
 AAATGCTGATCTCTCATTCTCTGGACTGGGATCAGGAGAGGCTTGCCTCCTACCTACAACATCAGTG
 AATTTGACTGACATGAAGCAGATCATTAGCACATTGTATGCTGAGACATCTCACATGGAAAGTTAGGAA
 CAAGCATTTAGTGATAAAATGGAAGACCATGAAAGAATGGAAGATGTGTCCAATGAAGTTAGAATGCT
 CATTTCCAAAACAGGCAGCATCTCTCAAGACAGCACAGAGGCACTCGACACAACCTTTGAGTCATACCGGA
 ACAGAAGAACCTACAACCTCAACTCTTCTTTCTGGAAGCTCATGGACTTGAACGTTCTCCAAAGCAGA
 CCCTCAGGTGGGAAGAGGAAACCCAGACCCATAGACCACAACTATGAGTGGACTGATCTCTAATGAAAA
 TTCTTCAGCATCAGAAGCTGAAGAAGCAGCAACTTCCCCACTGCTTTTCTGCCTCAAACCTACAGTGTT
 GAAATGACCAAACACTTTGCTCCATCAGAGTCACAACCTCCGACTTGTTAATGTAACACTCTGGAGAGG
 GATCTGGAGAAGTGGATACTCTGACTTAGTGTACTTCTGGAAGTACTCAGGCAAGCAGTCAAGGAGA
 CAGCATGCTTCTCATGGATTTCTGAAAAACATCCAGAGGTGTCAAAGACTGAGGCTGGAGCTACT
 GATGTATCTCCAACAGCCTCAGCAATGTTCTGCATCACTCAGAGTACAAGAGTTCTCTGTATCCAACCA
 GCACACTGCCAAGCACAGAGCCATATAAAAGTCCCTCAGAAGGTATTGAAGATGGTTTGAAGACAATAT
 CCAATTTGAAGGTTCTACCTTGAACCTAGCAGAAGAAAAACCACTGAAAGCATTATTATAGATCTAGAC
 AAAGAGGATAGTAAGGACCTAGGATTGACAATTACTGAGAGTGCTATTGTTGAAATCTCCCTGAGCTGA
 CATCAGATAAAAAATATTATAGACATTGATCACACTAAACCTGTATATGAGTACATCCCTGGAATACA
 AACAGACCTAGATCCAGAGATAAAATGGAATCACATGGCAGTAGTGAAGAAAGCCTTCAAGTCCAAGAG
 AAGTATGAGGGAGCTGTTACCTTTCTCCAAGTGAAGTCAATTTGAAGGCTCTGGTGTGCGCTTCTTG
 CTGGCTATACTCAAGCAATATACAATGAGTCTGTGACTCCCAACGATGGAAAGCAGGCAGAGGACATAAG
 CTTTAGTTTTGCCACTGGGATCCAGTTTTCTAGCACAGAGACAGAATTACACACTTTCTTCCCAAGCG
 TCAACCTGCACATTCCTAGTAACTAACCCACAGCTAGTCCGGAGATTGATAAACCCAACATTGAAGCAA
 TATCTCTGGATGATATATTTGAATCAAGCACCTTGTCTGATGGCCAAGCTATTGCAGACCAGAGTGAAGT
 AATATCAACATTAGGCAATTTGGAAAAACACAGGAAGAATATGAAGAAAAGAAATGAGGCTCCTTCA
 TTTCCAGCCAGAATTTTTCAGGAGTGGGGAAAGTATTGACAGATCCCTGCTTATGTAAGTATTGGTA
 GTACATACCTTATAGCTCAGACTTAAACAGAATTACCAATGTGGTAAGACCATCTGACTCCACACATTA
 CACTGAAGCAACACCTGAAGTTTCTCTCTGGCAGAGCTCTCTCCACAGATACCATCTTCTCCCTCCCT
 GTCTACGTAGACAATGGAGTCTCTAAATCCCAGAGGTTCCCATACAAGTGTCTCAGCCAGTTTCTACTG
 TCACCTCATCACAAAAGTCTATAGAGAGTCTTTTAAGGAAGTCCATGCTAATATTGAAGAAACCATCAA
 GCCATTGGGTGGAAATGTCCACAGAACAGAGCCTCCATCCATGTCTCGTGACCCTGCTTTAGATGTTTCA
 GAAGATGAAAGTAAGCATAAGTTACTAGAAGAACTGGAACGCTCTCCACCAAACCTGAGACTTCCCAAG
 ACTTCCAAAACAAAGCAAGGATCATTCCAGGAGAAACAGTTGGGATGCTTGTGGTATCAGAACAAC
 AGAGAGCGAACCTGTCTTACTGCAGACGACATGGAGCTAGGAGGTGCCACACAGCAGCCACATTCTGCT

TCTGCAGCTTTCAGAGTTGAGACAGGTATGGTACCTCAGCCCATCCAACAGGAGCCTGAGAGGCCAACCT
 TTCCTTCTTGAAATTAACCATGAAACACACACATCATTATTTGGAGAATCTATACTGGCAACATCTGA
 AAAACAAGTGTCTCAAAAAATCTTGATAATAGTAACCAGGCAACAGTCAGTAGTACTCTGGATCTACAT
 ACTGCACATGCATTATCACCATTTTCCATTCTGGACAATTCTAATGAAACTGCTTTCCTGATTGGCATT
 GTGAAGAGTCCGTGGAAGGCACAGCAGTTTACCTACCAGGACCTGATCTCTGCAAAACAAACCCATGCCT
 CAACGGAGGCACCTGTTATCCTACCGAGACTTCCATATGTGTGCACCTGTGCACCTGGATACAGCGGAGAC
 CAGTGTGAACCTGATTTTGTGAATGTCACTTAACCCCTGTGCGAATGGTGCCACCTGTGTGGATGGTT
 TTAATACATTTAGATGTCTGTCTCCCAAGTTATGTTGGTGCACCTGTGAACAAGACACTGAGACATG
 TGAATATGGCTGGCACAATTCCAAGGACAGTGCTACAAGTACTTTGCTCATCGACGCACATGGGATGCT
 GCTGAAAGGGAGTGTGCGCTGCAGGGTGCCACCTCACAAGCATCCTTTCTCATGAGGAACAAATGTTTG
 TGAATCGTGTGGCCATGATTACCAGTGGATCGGCCTCAATGACAAGATGTTTGAACATGACTTCCGCTG
 GACTGACGGCAGTGCACATGAAATGAGAAGTGGAGACCAACCAGCCAGACAGTTTCTTTTCTGCAGGA
 GAAGACTGCGTTGTGATCATTGGCATGAAATGGTCAGTGAATGACGTCCTGCAATTACCACCTCA
 CCTACACTTGAAGAAGGGAACAGTTGCTTGGGCCAACCCCTGTTGTAGAAAATGCCAAGACCTTTGG
 AAAGATGAAACCACGCTATGAAATCAACTCTTGATTAGATATCACTGCAAAGATGGTTTCATTACGCGA
 CACCTTCCAACATCCCGTGCCTAGGAAACGGGAGATGGCAATGCCTAAAATAACCTGCATGAACCCAT
 CTGCATACCAAAGGACTTATTCTAAGAAATACTTAAAAAATCCTCATCCGCAAAGGACAATTCTATAAA
 TACATCAAACATGAGCATCGCTGGAGCCGGAGGGCGCAGGAAACCAGGCGC

ACGCGTACGCGGCCGCTCGAGCAGAACTCATCTCAGAAGAGGATCTGGCAGCAATGATATCCTGGATT
 ACAAGGATGACGACGATAAGGTTTAA

Protein Sequence:

>MR231982 representing NM_001081249
 Red=Cloning site Green=Tags(s)

MLINMKGILWMCSTLLLTHALHQAQMETSPPVKGSLSGKVVLPCFSTLPTLPPNYNTSEFLRIKWSKME
 VDKNGKDIKETTTLVAQNGNIKIGQDYKGRVSVPTHPDDVGDASLTMVKLRASDAGVYRCDVMYGIEDTQ
 DTMSLAVDGVVHYRAATSRYTLNFAAAQACLIDGAVIASPEQLFAAYEDGFEQCDAGLWDQTVRYPI
 RAPREGCYDMMGKEGVRTYGFRRSPQETVDVYCYVDHLDGDFVHIAPSKFTFEEAEACTSRDARLATV
 GELLQAARNGFDQCDYGLSDASVRHPVTVARAQCGGGLLVRTLYRFENQTCFLPDRSRFDKPKKQ
 NISEATTIEMNILAETSSPSLSKEPHMVPDRATPVIPLATELPIFTTHFPAGNIVNSEQSVVYSQAIT
 GRLAMESPTTTRNTINSWDLNDSLASGSGPLGMPDISEIKEEELRSTTVISQHATGSQAVITEDTQTHES
 VSQIEQIEVGPLVTSMEITNHISLDELPEKNKTPYESTEVTLHTTEMPTVSASPELATTSHYGFTLRED
 DREDRTLTVRSDQSTRVFSQIPEVITVSKTSEDTTYSQLGDLESISTSTITMLGDRSLIDKEKEPKNG
 KVTEDEFQSQPTTTFPSQHLTEVELLPYSGDTSVEGISTVIYPSLQTDVTDQGRERTETPRPELKKDPY
 TVDEIPEKVTKDPFVIGKTEEVFSGMPLSTSSSESSVERTESVSPALIEKLVKPTTEARDVEEMTTLTRL
 ETDVTKSDKDVTRVHLTHSTLNVEVVTVSKWPGEDNSTSKPLPSTEHAGFTKLPVPLSTIGINGKDK
 IPSFTDGGGEYTLFPDGTGPKLEKVSEEDLASGELTVTFHTSTSIGSAEKSASGEPTTGDRFLPTTSTED
 QVINATAEGSALGEDIEASKPLFTGPPFVHTSDVEELAFVNYSSQEPPTYVDIHSHTSPLSIIPKTEWSV
 LETSVSLEDEILGKSDQDILEQTHLEATMSPGALRTTGVSQGETQEEPQTPGSPFPPTFSSTAVMAKETTA
 FEEGEGSTYTPSEGRLMTGSERVPGLETTVPVGTSYPPGAIIDQEVEMDTMVTLMSTIRPTVVSSTEPEVI
 YEAEGSSPTEFASTLRPFQTHVTQLMEETTEEGKASLDYDGLSGLFEPRA TELPKFPTTSPDISVFTA
 IDSLHRTPLSPSSFTTEQRVFEESSEKTTGDILPGESVTQHPVTTLIDIVAMKTESDIDHMTSKPPV
 TQPTRPSVVERKTTSKTQELSTSPAAGTKFHPDINVYIEVRENKTGRLSDMIVSGHPIDSEKKEEPC
 SEETDPLHDLFAEILPELPDSFEIDIYHSEDEDEGEEDCVNATDVTTTPSVQYINGKQLVTVPKDPEAA
 EARRGQYESVAPSQNFPDSSATDTHQFILAETESSTMQFKKSKEGTELLEITWKPETYPETPDHVSSEGE
 PDVFPPTLSSHDKTTRWSESTITSSPNLENPVHKQPKPVPLFPEESSGEGAIEQASQETILSRATEVALG
 KETDQSPSTLSTSSILSSSVSNVLEEEPLTLTGISQTDESMSTIESWVEITPSQTVKFSSESSAPITIEGS
 GEVEENKNIKIFNMVTDLPQRDPTDLSPLDMSKIMITNHIIYIPATTAPLDSKLPSPDARPTQFGIQTAT
 SEWVSDKSFGRKREDEEGAVNAHQGEVRAATERSDHLTLPELESSNVDASSDLATWEGFILETTPT
 ESEKEMANSTPVFRETIGVANVEAQPFHSSSSHPRVQEELTTLSGNPPSLFTDLGSGDASTGMELITAS
 LFTLDLESETKVKKELPSTSPSVEISSFEPTGLTPSTVLDIEIAGVMSQTSQKTLISEISGKPTSQSG
 VRDLYTGPFMGEDFSGDFSEYPTVSYPTMKEETVGMGGSDDERVDTQTSSSIPTTSDNIYPVPDSKGPD

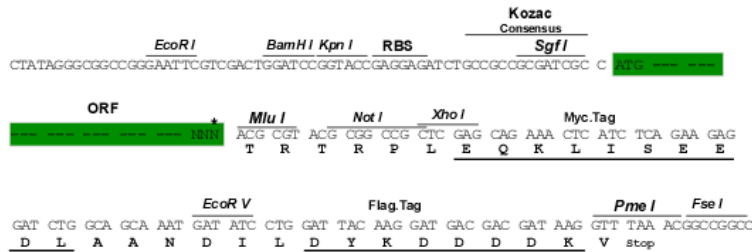
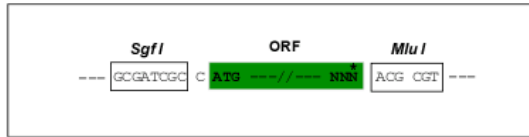
STVASTTAFPWEEVMSSAEGSGEQLASVRSSVGPVPLAVDIFSGTESPYFDEEFEEVAAVTEANERPTV
 LPTAASGNTVDLTENGYIEVNSTMSLDFPQTMPEPSKLWSKPEVNLDKQEIGRETVYKKAQGGKTFESLH
 SSFAPEQTIETQSLIETEFQTSDYMSLTTLKTYITNKEVEEEGMSIAHMSTPGPGIKDLESYTTHEAP
 GKSHSFSATALVTESGAARSVLMDSSSTQEEESIKLFQKGVKLTNKNESADLSFSGLSGSEALPPLPTTSV
 NLTDMKQIISTLYAETSHMESLGTSLGDKMEDHERMEDVSNEVRMLISKTGSIQDSTEALDITLSTHTG
 TEEPTTSTLPPVKLMDLERSPKQTLRWEETQTHRPQTMGLISNENSSASEAEEAATSPATFLPQTYSV
 EMTKHFAPSESQPSDLFNVNSGEGSGEVDLTLVYTSGTTQASSQGDMSLASHGFLEKHPEVSKTEAGAT
 DVSPTASAMFLHHSEYKSSLYPTSTLPSTEPYKSPSEGIEDGLQDNIQFEGSTLKPSSRRKTTESIIDLD
 KEDSKDLGLTITESAIVEILPELTSKNIIDIDHTKPYVEYIPGIQTDLDPEIKLESHGSSSESLQVQE
 KYEGAVTLSPTEESFEGSGDALLAGYTAIYNESVTPNDGKQAEISFSFATGIPVSTETELHTFFPTA
 STLHIPSCLTTASPEIDKPNIEAISLDDIFESSTLSDGQAIADQSEVISTLGHLEKTQEEYEEKYGGPS
 FQPEFFSGVGEVLTDPAYVVSIGSTYLIQTLTELNVVRPSDSTHYTEATPEVSSLAELSPQIPSSPPF
 VYVNDGVSKFPEVPHTSAQPVSTVTSSQKSIESPKEVHANIEETIKPLGGNVHRTEPPSMSRDPALDVS
 EDESKHKLLEELTSPTKPEFSQDFPNKAKDHIPGETVGLMAGIRTTSEPVITADDMELGGATQQPHSA
 SAAFRVETGMVPQPIQQEPERPTFPSLEINHETHSLFGESILATSEKQVSQKILDNSNQATVSSITLDLH
 TAHALSPFSILDNSNETAFLIGISEESVEGTAVYLPDPDLCKTNPCLNGGTCYPTETSYVCTCAPGYSGD
 QCELDDECHSNPCRNATGATCVDGFNTFRCLCLPSYVYVGCQDTETCDYGWHKFQGCYKYFAHRRTWDA
 AERECRLQGAHLTILSHEEQMFVNRVGHYQWIGLNDKMFHDFRWTGGSALQYENWRPNQPDFSFFSAG
 EDCVVIWHENGQWQNDVPCNYHLTYTCKKGTVACGQPPVENAKTFGKMKPRYEINSLIRYHCKDGFQIR
 HLPITRCLGNRWAMPKITCMNPSAYQRTYSKKYLKNSSSAKDNSINTSKHEHRWSRRRQETRR

TRTRPLEQKLISEEDLAANDILDYKDDDDKV

Restriction Sites:
 Cloning Scheme:

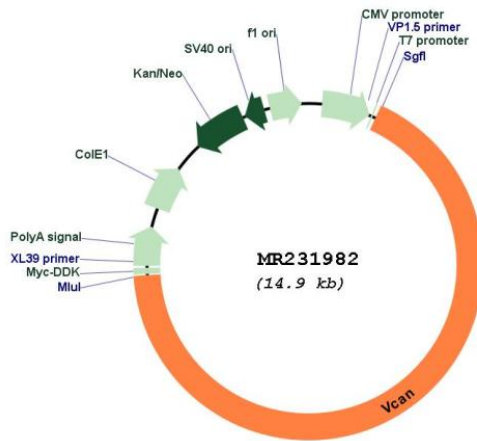
Sgfl-MluI

Cloning sites used for ORF Shuttling:



* The last codon before the Stop codon of the ORF

Plasmid Map:



ACCN: NM_001081249

ORF Size: 10062 bp

OTI Disclaimer: Due to the inherent nature of this plasmid, standard methods to replicate additional amounts of DNA in E. coli are highly likely to result in mutations and/or rearrangements. Therefore, OriGene does not guarantee the capability to replicate this plasmid DNA. Additional amounts of DNA can be purchased from OriGene with batch-specific, full-sequence verification at a reduced cost. Please contact our customer care team at custsupport@origene.com or by calling 301.340.3188 option 3 for pricing and delivery.

The molecular sequence of this clone aligns with the gene accession number as a point of reference only. However, individual transcript sequences of the same gene can differ through naturally occurring variations (e.g. polymorphisms), each with its own valid existence. This clone is substantially in agreement with the reference, but a complete review of all prevailing variants is recommended prior to use. [More info](#)

OTI Annotation: This clone was engineered to express the complete ORF with an expression tag. Expression varies depending on the nature of the gene.

Components:	The ORF clone is ion-exchange column purified and shipped in a 2D barcoded Matrix tube containing 10ug of transfection-ready, dried plasmid DNA (reconstitute with 100 ul of water).
Reconstitution Method:	<ol style="list-style-type: none">1. Centrifuge at 5,000xg for 5min.2. Carefully open the tube and add 100ul of sterile water to dissolve the DNA.3. Close the tube and incubate for 10 minutes at room temperature.4. Briefly vortex the tube and then do a quick spin (less than 5000xg) to concentrate the liquid at the bottom.5. Store the suspended plasmid at -20°C. The DNA is stable for at least one year from date of shipping when stored at -20°C.
RefSeq:	<u>NM_001081249.1, NP_001074718.1</u>
RefSeq Size:	12432 bp
RefSeq ORF:	10065 bp
Locus ID:	13003
Cytogenetics:	13 45.5 cM
MW:	367.3 kDa