

Product datasheet for MR231947

Cnot1 (NM_001205226) Mouse Tagged ORF Clone

Product data:

Product Type: Expression Plasmids
Product Name: Cnot1 (NM_001205226) Mouse Tagged ORF Clone
Tag: Myc-DDK
Symbol: Cnot1
Synonyms: 6030411K04Rik; AA815922; D830048B13
Vector: pCMV6-Entry (PS100001)
E. coli Selection: Kanamycin (25 ug/mL)
Cell Selection: Neomycin
ORF Nucleotide Sequence: >MR231947 representing NM_001205226
 Red=Cloning site Blue=ORF Green=Tags(s)

TTTTGTAATACGACTCACTATAGGGCGCCGGAATTCGTCGACTGGATCCGGTACCGAGGAGATCTGCC
 GCC**GCGATCGCC**

ATGAATCTTGACTCGCTCTCGTGGCCTTGCTCAAATCAGCTACCTGGTGGACAATTTAACCAAGAAAA
 ACTACCGAGCCAGCCAGCAGGAAATACAGCATATTGTGAATCGGCACGGTCTGAGGCAGACAGGCATTT
 ATTACGCTGCCTATTTTCACATGTGGATTTTCAGTGGCGATGGTAAAAGCAGTGGCAAAGATTTCCATCAG
 TTTCTGATTACAGGAGTGTGCCTCGCTGATTACAAGCCAAATTTATCTCAACATTGTCATATGCCATTG
 ATAATCCATTGCACTACCAGAAGAGTTTAAAGCCTGCACCCCACTTATTTGCCAGCTGAGTAAAGTTCT
 CAAGCTAAGTAAAGTACAGGAGGTCAATTTTGGTCTTGCCTTTTGAATCTTCTAGCCCAGATCTCAGG
 GGTTTTGCTGCCAGTTTATAAACAGAAGCTTCCGGATCTTCTGCGTCTTACATTGACGCAGACGTCA
 GTGGAAATCAAGAAGGTGGCTTCCAAGATATAGCAATAGAGGTCTACACCTCCTACTCTCCCATCTCCT
 CTTTGGGCAGAAGGGAGCCTTTGGAGTTGGACAGGAACAGATAGACGCCTTTCTTAAGACTACGCAGA
 GATTTTCCCAAGAGCGCTGTCTGTGGTGTGCACCACTTTTATACCCTGAAAAACGGGACATTCTAA
 TGGACAGGATTTTGCCTGATTCTGGAGGGTGTGCTAAAACCATGATGGAGAGCTCGCTAGCTGACTCAT
 GCAGGAAGTGGGCTATGGCTTTTGTGCAAGTATTGAAGAATGTCGCAATAAATCATGCAGTTTGGTGTT
 CGGGAGGTCACAGCTGCCAGGTTGCCAGGTTTTGGGAATGATGGCTCGGACTCATTACAGGATTAACAG
 ACGGTATTCCATTACAGAGCATCTCGCTCCTGGCAGTGGGATCTGGAGCGACGAAAAAGATAAAAGCGA
 GGGGGCACAGGCACACAGTGAATGTCGAGGTTTTGATTGATGTTCTTAAAGAGCTGAACCCGAGTTTG
 AATTTCAAGGAAGTAACTTATGAACTGGACCCTCTGGATTTTCAGATTCGTGACAGCAAAGGACTTCACA
 ATGTGGTTTTATGGCATTCAAAGGGTCTGGCATGGAAGTGTTCAGTAGATTTTATATATAGGCCTTG
 GAAACATGCAGAAGGCCAGCTCTCCTTCATCCAGCATTCCCTGATAAACCCAGAGGTCTTCTGTTTTGCT
 GACTACCCCTGTCACACTGTTGCCACTGATATTTTGAAGCACCACCAGAGGATGACAATCGAGAAATTG
 CCACATGGAAGCTTGGATTTGATTGAATCTCTGCTGAGGCTTGCAGAGTTGGGCAGTATGAGCAAGT
 GAAACAACCTTTCAGCTTCCCTATCAAACACTGTCCAGACATGTTGGTATTGGCCTTACTTCAAATCAAC
 ACTTCTGGCACACCCTACGCCATGAACCTACTCTACTTTGATGCCAATTTTCTTGGAAACCATCCTA



[View online >](#)

ACTCTGCCATTATTTTGCACATGCATGGCATGGGCAGGGGCAGTCTCCATCAATTCGCCAACTTATAAT
GCATGCAATGGCAGAATGGTACATGAGAGGGGAGCAGTATGATCAGGCCAAATTGTCTCGAATACTTGAC
GTGGCCAGGACTTGAAGGCCCTGTCGATGCTGCTGAACGGCACTCCATTTGCTTTTGTCAATTGACCTTG
CTGCACTCGCTTACGGCGGGAATACCTCAAACCTGACAAAGTGGCTAACAGATAAGATAAGAGAGCATGG
GGAGCCTTTTATACAAGCATGTATGACTTTTTAAAGAGAAGGTGCCCTTCTATTTTGGGTGGACTTGCC
CCAGAGAAAAGATCAGCCAAAAGTGTCAACTTCCCCTGAAACTCTGGCAACAATGTTGGCTTGTCTGC
AGGCTTGTGCAGGGAGTGTCTCAAGAGTTATCAGAGACCCTCCACCATGGTAGCCAATTGCGATGAA
TGTAATGAATAAGGCCAGACAGCCACCACCTGGAGTTATGCCAAAAGGTGCCCCTCTAGTGTAGCAGC
TTAGATGCCATTTCTCCTGTTTCCAGATTGACCTCTTGCTGGAATGGCATCTCTTAGTATAGTGGTTCGG
CTGCCCTCACACCCAGAGCATGCAGGGTTTTCTCCAACTGCGTTTCTGCGTTCAGTACCCTCAGTC
ACCAGCAAAGCATTTCACCACCTTTCAACCCAAATCAAACAACGGCCTTCAAGTGGATTGGAGGACTC
TCCTCACAGCTTCCAGTAGGTGGTCTTGGCACAGGAAGCCTGACTGGCATAGGAAGTGGGCCCTTGGAC
TTCTGCAAGTGAACAATGATCCTTTGTACAGAGGAACTGGGCACCTCTGGACTCAACCAGCCTACATT
CCAGCAGACCGACTTGTCTCAGGTGTGGCCAGAGGCAAATCAGCACTTTAGTAAAGAAATGATGATGAA
GCAAACAGTTATTTCCAGCGAATATATAATCACCACCACATCCAACCATGTCTGTTGATGAGGTATTAG
AAATGCTACAGAGATTTAAAGACTCTACAATAAAAAGGGAACGAGAAGTATTTAACTGTATGCTGAGGAA
CTTGTTTGAAGAATACCGGTTTTTCCCTCAGTACCCTGATAAAGAATTACATATAACAGCTTGTCTGTTT
GGTGGCATAATTGAAAAAGGACTGGTCACTTACATGGCATTGGGTCTGGCCCTGCGATATGTTCTTGAAG
CCTTACGGAAGCCTTTTGGATCCAAAATGTATTATTTGGTATTGCTGCACTAGATAGATTTAAAAATAG
ATTGAAGGACTATCCTCAGTATTGTGACACCTGGCTTCTATCAGCCACTTATGCACTTCCACATCAT
TTGCAGGAGTACATTGAGTACGGACAGCAGTCTCGAGATCCTCCTGTGAAAATGCAGGGCTCTATTA
CCCCTGGAAGTATTGCACTGGCTCAGGCCCAGGCTCAGGCCCAGGTTCCAGCAAAAAGTCTCTTGGCCG
TCAGGTTAACACAATGGTAACCACCTCAACAACCACACTGTTGCTAAAACGGTTACAGTCAACAGCCCA
ACGGGAGTCAAGCTTTAAGAAAGATGTGCCACCTTCTATAAATACAACAATAATCGATACATTGCTTGTGG
CCACAGATCAAACGTGAGAGGATTGTGGAGCCCAAGAAAATTTCAAGAGAAAATTTGCTTTTATTTTCAA
CAATCTCTCCAGTCAAATATGACACAGAAGGTTGAAGAGCTTAAAGAAACTGTGAAGGAAGAATTTATG
CCTTGGGTTTCCAGTATCTGGTTATGAAAAGAGTCAAGTATTGAGCCAAACTTTTATAGCCTGTATTCAA
ACTTTCTGATACATTGAAGAATCTGAATTTAACAAGATGGTTCTGAATGAAACCTACAGAAAATTTAA
AGTGTCTGCTGACTTCTGATAAAGCTGCGGCCAATTTCTCAGATCGTTCTTTGCTGAAGAAGTGGGACAT
TGGTTAGGAATGATCACATTAGCTAAAAATAAACCCATCTTACACACAGACTTGGATGTGAATCTTTGC
TGTTAGAGGCTTACGTTAAAGGACAGCAAGAGTTGCTCTATGTGGTGGCCTTTGTTGCCAAAGTTCTAGA
GTCCAGCATTGCGAGCCTGGTTTTTAGACCACCAACCCCTGGACAATGGCAATTAATGAATGATTGGCT
GAGCTGCATCAGGAGCATGACTTAAAGTTAAACCTGAAGTTTGAAGTTGAGATTGAGGTGCTCTGTAAGA
CCTTG CATTAGACATCAATGAGCTCAAACCTGGAAACCTGCTGAAAGATAAAGATCGTCTGAAGAAGT
TAGATGA
GCAACTCTCTGCTCCAAAGAAAGATGTCAAGCAGCCCGAAGAGCTTCTGCCATCACAACAACAACCT
TCTACAACACCAGCTACCAGTACTACGTGTACAGCCACAGTCCACCACAGCCACAGTACAGCTACCACG
ACATCAATGTCTACTCTAGCAGGCTGGCACCTCATATTACTTAAACCCCTACAATCCCTTTATTTCA
AGCTCATCCTCAGCTGAAGCAGTGTGTGCGGCAAGCAATTGAAAGAGCTGTCCAGGAGCTTGTCCATCCT
GTGGTGGATCGCTCAATTAAGATTGCTATGACTACGTGCGAACAGATAGTCAGAAAAGACTTTGCCCTGG
ATTCTGAGGAGTCTCGAATGAGAATAGCAGCTCATCACATGATGCGGAACCTTGACAGCTGGAATGGCTAT
GATTACTTGCAGGGAACCTTTACTGATGAGCATATCCACCAACCTCAAAAACAGCTTTGCCCTCAGCCCTG
CGTACTGCATCCCAACAGCAAAGGGAAATGATGGACCAGGCTGCTGCTCAGTTAGCTCAGGACAATTGTG
AATTAGCTTGTGTTTTTATTCAGAAAATGCAGTGGAGAAAGCAGGCCCTGAGATGGACAAGAGATTGGC
AACTGAATTTGAGCTGAGGAAGCATGCCCGCAAGAGGACGTAGGTACTGTGATCCTGTGGTCTTAACC
TACCAAGCCGAGCGGATGCCGGAGCAGATCAGGCTGAAAGTTGGTGGTGGACCCAAAGCAGCTAGCCG
TCTATGAAGAGTTTGCACGAAAATGTGCCTGGCTTCTTACCTACAATGACTTAAGTCAGCCTACAGGGT
TTTAGCTCAGCCATGAAGCAAGCTTGGGCAACTGATGATGTAGCGCAGATTTATGATAAGTGTATTACA
GAACTGGAGCAGCAGCTACACGCCATTCCACCCACTCTGGCCATGAATCCTCAAGCCAGGCTCTCCGAA
GTCTTTTAGAGGTTGTAGTGTGCTCGGAATTCTCGGGATGCGATAGCTGCTCTTGATTACTACAGAA
GGCTGTAGAAGGCTTATTAGATGCCACAAGTGGTGTGACGCCGACTTACTGCTGCGATACAGGGAGTGC
CACCTGTTGGTACTGAAAGCTCTGCAGGATGGCAGGGCATATGGATCTCCATGGTGAACAAAACAATCA
CAAGGTGCCTAATTGAATGTGAGATGAATATAAATAAATGTGGAGGCTGTGGAATTGTTAATTCGAAA

TCATTTGGTTAACATGCAGCAGTATGATCTTCATCTTGCTCAGTCGATGGAGAATGGCTTGAACATATG
GCCGTGGCGTTTGTCTATGCAACTGGTAAAAATTCTGCTGGTGGATGAAAGGAGTGTGCCCATATTACTG
AGGCAGATCTGTTCCATACCAATTGAAACCTCATGAGAATTAATGCTCATTCCAGAGGCAATGCTCCAGA
AGGGTTGCCCCAGCTGATGGAAGTGGTGAATCCAACCTATGAAGCAATGATTGATCGTGCCTCATGGAGGC
CCTAACTTTATGATGCATTCTGGGATCTCTCAAGCCTCAGAATATGATGACCCCTCCAGGCCTGAGGGAGA
AGGCAGAGTATCTCTGAGGGAATGGTGAATCTCTACCATTGAGCAGCAGCTGGCCGCGACAGTACCAA
AGCATTCTGCGTTTGTGGACAGATGCACCAACAAGGAATACTAAAAGTATGACCTCATAACCAAGG
TTTTTTCGTCTTTGCACTGAAATGTGTGTGAAATCAGTTACCGTGCTCAGGCGGAGCAGCAGCACAATC
CTGCGGCTAACCTACCATGATCCGGGCAAGTGTACCACAACCTGGATGCCTTTGTCCGCCTCATTGC
ACTGTTAGTGAAGCACTCTGGGAGGCCACCAACTGTCAAAAGATCAACCTGCTCAATAAGGTTCTC
GGTATAGTAGTGGGAGTTCTCCTACAGGATCATGATGTTCCGCGAGAGTGAATTTAGCAACTTCCGTACC
ATAGGATTTTTATCATGCTGCTGTTGGAGCTCAATGCACCCGAGCATGTGTTGAAACCATTAAATTTCCA
GACTCTTACTGCTTTCTGCAATACATTCCACATCTTGAGACCTACTAAAGCTCCTGGCTTTGTATATGCT
TGGCTCGAATTGATTTCCATCGGATCTTTATTGCAAGAATGCTGGCACATACGCCACAGCAGAAGGGGT
GGCCTATGATGCTCAGCTGTTGATTGATTTATCAAATATTTAGCACCTTTCTTAGAAATGTGGAAC
CACTAAACCTATGCAAACTCTACAAGGTAAGTCTGAGAGTGTGCTGGTTCTTTTGCATGATTTCCCA
GAGTTCCTTTGTGATTACCATTATGGGTTCTGTGATGTGATCCCTCCTAATTGTATCCAGTTAAGAAAT
TGATCCTGAGTGCCTTCCCAAGAAACATGAGGCTCCCAGACCCATTCACTCCTAATCTGAAGGTGGACAT
GTTAAGCGAAATTAACATCGCACCTCGGATCCTCACCAATTTCACTGGAGTGTGCCGCCTCAGTTCAA
AAGGATTTGGATTCTTATCTTAAACTCGGTCGCCGGTCACTTTCTGTCTGATCTGCGTAGAACCTAC
AGGTATCTAATGAGCCCGGGAATCGCTACAACCTCCAGCTTATCAATGCATTGGTGTCTACGTAGGGAC
TCAGGCTATCGCACACATCCACAACAAGGGCAGCAGCCCTCAATGAGCACCATACCCACTCAGCACAC
ATGGACATCTTCCAGAACCTGGCTGTGGACCTAGACACTGAGGGCCGATATCTCTTAAATGCAATTG
CGAACCAGCTACGGTACCCAAACAGCCACACTCACTACTTCAGCTGCACAATGTTGTACCTTTTGTCTGA
GGCGAACACTGAGGCAATCCAGGAACAGATCACAAGGTTCTCTTGAACGGTTGATTGTAATAGGCCA
CATCCTTGGGGTCTTCTTATCACCTTATTGAGCTGATTAATAAACCAGCATTTAAGTCTGGAACCATG
AATTTGTACTGTGCCCCAGAGATTGAAAAGTTATTTAGTCTGTTGCACAGTGTGCATGGGACAGAA
GCAGGCTCAGCAAGTGTGGAGGGGACCGGTGCCAGT

ACGGTACGCGGCCGCTCGAGCAGAACTCATCTCAGAAGAGGATCTGGCAGCAATGATATCCTGGATT
ACAAGGATGACGACGATAAGGTTTAA

Protein Sequence: >MR231947 representing NM_001205226
 Red=Cloning site Green=Tags(s)

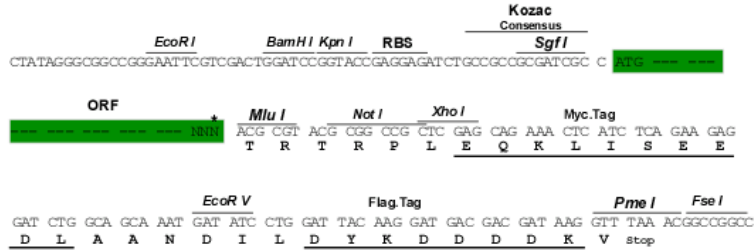
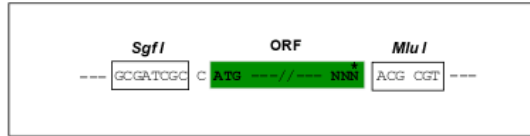
MNLDLSLALSQISYLVNLTKKNYRASQQEIQHIVNRHGPEADRHLRCLFSHVDFSGDGKSSGKDFHQ
 FLIQECASLITKPNFISTLSYADNPLHYQKSLKPAPHLFAQLSKVLKLSKVQEVIFGLALLNSSSPDLR
 GFAAQFIKQKLPDLLRSYIDADVSGNQEGGFQDIAIEVLHLLSHLLFGQKGAFGVGGEQIDAFKTLRR
 DFPQERCPVVLAPLLYPEKRDILMDRILPDSGGVAKTMMESSLADFMQEVGYGFCASIEECRNIIIMQFGV
 REVTAQAQVARVLMGMARHSGLTDGIPLQSI SAPGSGIWSDGKDKSEGAQAHTWNVEVLIDVLKELNPSL
 NFKEVTYELDHPGFQIRDSKGLHNVVYGIQRGLGMEVFPVDFIYRPWKHAEGQLSFIQHSLINPEVFCFA
 DYPCHTVATDILKAPPEDDREIATWKSLLDIESLLRLAEVQYEQVKQLFSFPIKHCMDLVLALLQIN
 TSWHTLRHELISTLMPFI LGNHPNSAII LHYAWHGQGSPIRQLIMHAMA EWYMRGEQYDQAKLSRILD
 VAQDLKALSMLLNGTPFAFVIDLAALASRREYLKLDKWLTDKIREHGEPFIQACMTFLKRRCP SILGGLA
 PEKDQPKSAQLPAETLATMLACLQACAGSVSQELSETILTMVANC SNVMNKARQPPPGVMPKGRPPSASS
 LDAISPVQIDPLAGMASLSIGGSAAPHTQSMQGFPPNLGSAFSTPQSPAKAFPLSTPNQTTAFSGIGGL
 SSQLPVGGLGTGSLTGIGTGALGLPAVNNDPFVQRKLGTSGLNQPTFQQTDLSQVWPEANQHF SKEIDDE
 ANSYFQRIYNHPHPTMSVDEVLEMLQRFKDSTIKREREVFNCLRNLFEEYRFFPQYDPKELHITACLF
 GGIIEKGLVTYMLGLALRYVLEALRKPFSGKMYYFGIAALDRFKNRLKDYPPYQCQLASISHFMQFPHH
 LQEYIEYGGQSRDPPVKMQGSITTPGSI ALAQAQAQVPAKAPLAGQVNTMVTSTTTTVAKTVTVTKP
 TGVSFKKDVPPTSINTTIDTLLVATDQTERIVEPPENIQEKIAFIFNNLSQSNMTQKVEELKETVKEEFM
 PWVSQYLVMKRVSIENPFHLSYNFLD TLKNPEFNKMLVNETYRNIKVL TSDKAAANFSDRSLLKNLGH
 WLGMITLAKNKPILHTDL DVKSLLEAYVKGQQE LLYVVPFVAKVLESSIRSLVFRPPNPWTMAIMNVLA
 ELHQEHLKLNLFKFEIEVLCKNLALDINELKPGNLLKDKDRLKNLDEQLSAPKKDVKQPEELPAITTTT
 STTPATSTCTATVPPQPQYSYHDINVYSLAGLAPHITLNPTIPLFQAHPQLKQCVRQA IERAVQELVHP
 VVDRSIIKIAMTTCEQIVRKDFALDSEESRMRIA AHHMMRNLTAGMAMITCREPLLSISTNLKNSFASAL
 RTASPQQREMMDQAAAQLAQDNCELACCFIQKTA VEKAGPEMDKRLATEFELRKHARQEGRRYCDPVVLT
 YQAERMPQIRLKVGGVDPKQLAVYEEFARNVPGFLPTNDLSQPTGFLAQPMKQAWATDDVAQIYDKCIT
 ELEQHLHAIPPTLAMNPQAQALRSLLEVVVLSRNSRDAIAALGLLQKAVEGLLDATSGADADLLRYREC
 HLLVLKALQDGRAYGSPWCNKQITRCLIECRDEYKYNVEAVELLIRNHLVNMQQYDLHLAQSMENGLNYM
 AVAFAMQLVKILLVDERSVAHI TEADLFHTIETLMRINAHSRGNAPGLPQLMEVVRSNYEAMIDRAHGG
 PNFMMHSGISQASEYDDPPGLREKA EYLLREWVNL YHSAAAGRDSTKAFSAFVGQMHQQGILKTDLITR
 FFRLCTEMCVEISYRAQAEQQHNPAANPTMIRAKCYHNLD AFVRLIALLVKHSGEATNTVTKINLLNKVL
 GIVVGVLQDHDVQRSEFQQLPYHRIFIMLLLELNAPEHVLETINFQTLTAF CNTFHILRPTKAGFVYA
 WLELISHRIFIARMLAHTPQQKGWPMYAQLLIDLFKYLAPFLRNVELTKPMQILYKGTLRVLLVLLHDFP
 EFLCDYHYGFCVIPPNCIQLRNILSAFPRNMRLPDPF TPNLKVDMLSEINIAPRILTNFTGMVMPQFK
 KDLD SYLKTRSPVTFSLDRSNLQVSNPEGNRYNLQLINALVLYVGTQAI AHIHNKGSTPSMSTITHSAH
 MDIFQNLAVDLDT EGRYLF LNAIANQLRYPNSHTHYF SCTMLYLFAEANTEA IQEQITRVLRLERLIVNRP
 HPWGLLITFIELIKNPAFKFWNHEFVHCAPEIEKLFQSV AQCCMGQKQAQQVMEGTGAS

TRTRPLEQKLISEEDLAANDILDYKDDDDKV

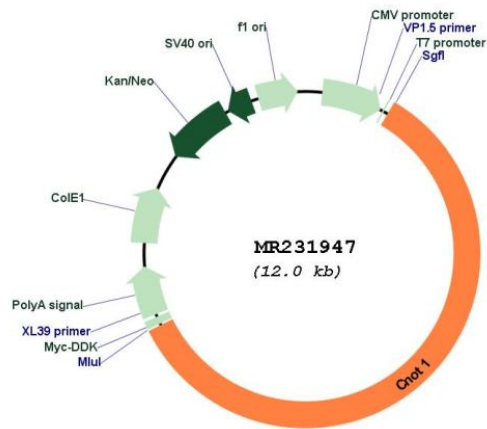
Restriction Sites: Sgfl-MluI

Cloning Scheme:

Cloning sites used for ORF Shuttling:



* The last codon before the Stop codon of the ORF

Plasmid Map:


ACCN:	NM_001205226
ORF Size:	7107 bp
OTI Disclaimer:	The molecular sequence of this clone aligns with the gene accession number as a point of reference only. However, individual transcript sequences of the same gene can differ through naturally occurring variations (e.g. polymorphisms), each with its own valid existence. This clone is substantially in agreement with the reference, but a complete review of all prevailing variants is recommended prior to use. More info
OTI Annotation:	This clone was engineered to express the complete ORF with an expression tag. Expression varies depending on the nature of the gene.
Components:	The ORF clone is ion-exchange column purified and shipped in a 2D barcoded Matrix tube containing 10ug of transfection-ready, dried plasmid DNA (reconstitute with 100 ul of water).

Reconstitution Method:	<ol style="list-style-type: none">1. Centrifuge at 5,000xg for 5min.2. Carefully open the tube and add 100ul of sterile water to dissolve the DNA.3. Close the tube and incubate for 10 minutes at room temperature.4. Briefly vortex the tube and then do a quick spin (less than 5000xg) to concentrate the liquid at the bottom.5. Store the suspended plasmid at -20°C. The DNA is stable for at least one year from date of shipping when stored at -20°C.
RefSeq:	NM_001205226.2
RefSeq Size:	8369 bp
RefSeq ORF:	7110 bp
Locus ID:	234594
Cytogenetics:	8 D1
MW:	266.6 kDa
Gene Summary:	<p>Scaffolding component of the CCR4-NOT complex which is one of the major cellular mRNA deadenylases and is linked to various cellular processes including bulk mRNA degradation, miRNA-mediated repression, translational repression during translational initiation and general transcription regulation. Additional complex functions may be a consequence of its influence on mRNA expression. Its scaffolding function implies its interaction with the catalytic complex module and diverse RNA-binding proteins mediating the complex recruitment to selected mRNA 3' UTRs. Involved in degradation of AU-rich element (ARE)-containing mRNAs probably via association with ZFP36. Mediates the recruitment of the CCR4-NOT complex to miRNA targets and to the RISC complex via association with TNRC6A, TNRC6B or TNRC6C. Acts as a transcriptional repressor. Represses the ligand-dependent transcriptional activation by nuclear receptors. Involved in the maintenance of embryonic stem (ES) cell identity; prevents their differentiation towards extraembryonic trophectoderm lineages.[UniProtKB/Swiss-Prot Function]</p>