

Product datasheet for MR231941

Cacna1a (NM_001252059) Mouse Tagged ORF Clone

Product data:

| | |
|--------------------------|---|
| Product Type: | Expression Plasmids |
| Product Name: | Cacna1a (NM_001252059) Mouse Tagged ORF Clone |
| Tag: | Myc-DDK |
| Symbol: | Cacna1a |
| Synonyms: | alpha1A; APCA; BI; Caca1a; Cacn1a4; Cav2.1; Ccha1a; EA2; FHM; HPCA; Ia; MHP; MHP1; nmf352 |
| Vector: | pCMV6-Entry (PS100001) |
| E. coli Selection: | Kanamycin (25 ug/mL) |
| Cell Selection: | Neomycin |
| ORF Nucleotide Sequence: | >MR231941 representing NM_001252059 Red=Cloning site Blue=ORF Green=Tags(s) |

TTTTGTAATACGACTCACTATAGGGCGGCCGGGAATTCGTCGACTGGATCCGGTACCGAGGAGATCTGCC
GCC**CGGATCGCC**

ATGGCCCGCTTTGGAGACGAGATGCCGGGCGCTACGGCGCAGGCGGAGGAGGCTCAGGGCCGGCCGCCG
GGGTGGTCGTGGGCGCCGCGGGCGCCGAGGAGCCGGGGCAGCCGGCAGGGCGGGCAGCCGGAGCGCA
GAGGATGTACAAGCAGTCGATGGCGCAGAGAGCGGGACCATGGCCCTCTACAACCCCATCCCTGTCCGC
CAGAACTGCCTCACGGTCAACCGCTCCCTGTTCTCTTCACTGAAGACAACGTGGATGACACGGAACCAT
ACTTCATTGGAATCTTCTGTTTTGAGGCTGGAATTAAGATCGTGGCTCTTGGCTTTCACAAAGG
CTCCTACCTGAGGAATGGCTGGAACGTCATGGACTTTGTGCTGGTGTAAACAGGCATCTTGGCCACTGTC
GGGACGGAGTTTGACCTACGGACACTGAGGGCGGTTTCGTGTGCTGCGGCCACTCAAGCTGGTGTCTGGAA
TCCCAAGTTTACAAGTCGTCCTGAAGTCAATCATGAAGGCGATGATCCCTCTGCTGCAGATCGGCCTCCT
CCTGTTTTTTGCAATCCTATTTTTGCAATCATAGGGTTAGAATTTTATATGGGGAAATTTACATACCACC
TGCTTTGAAGAGGGGACAGACGACATCCAGGGTGAAGTCCGAGCTCCGTGTGGGACAGAGGAGCCTGCC
GCACCTGCCCCAACGGGACCAATGTGACCCGACTGGGAAGGGCCCAACAACGGCATCACTCAGTTCGA
CAACATCCTGTTGCTGTGCTCACTGTTTTCCAGTGCATCACCATGGAAGGCTGGACTGATCTCCTCTAC
AATAGCAACGATGCCTCAGGGAACACTGGAACCTGGTTGTACTTCACTCCCCTCATCATCGGCTCCT
TTTTTATGCTGAACCTTGTCTGGGTGTGCTGTCTGGGAGTTTGCCAAAGAAAGGGAACGTGTGGAGAA
CCGGAGAGCTTTTCTGAAGCTCAGAAGACAACAGCAGATTGAACGTGAGCTCAATGGATACATGGAGTGG
ATCTCAAAGCAGAAGAGGTGATTCTTGCAGGAGCAGACAGACGTGGAGCAGAGGCACCCTTTTGATG
GAGCTCTTCGGAGAGCTACTCTGAAGAAAAGCAAGACAGACCTGCTCAACCCTGAGGAGGCCGAGGACCA
GCTGGCTGACATCGCTCTGTGGGTCTCCCTTCGCCAGAGCCAGCATCAAAAGTGCCAAGCTGGAGAAC
TCGACTTTTTTCAAGAAGGAGAGAAGAATGCGTTTCTACATCCGCCCATGGTCAAAACTCAGGCCT
TCTACTGGACCGTCTCAGTCTGGTAGCCCTCAACACGCTGTGCGTCCGATTGTCCACTACAACGACC
CGAGTGGCTCTCCGACTTCTCTACTATGCAGAATTCATTTTCTTAGGACTCTTATGTCCGAAATGTTT



[View online »](#)

ATAAAAATGTACGGGCTCGGGACGCGGCCTTACTTCCACTCTTCTTCAACTGCTTTGACTGTGGGGTCA
 TCATTGGGAGCATCTTTGAAGTCATCTGGGCTGTCAAAACCTGGTACATCCTTTGGAATCAGTGTGT
 ACGAGCTCTCAGGTTATTGCGAATTTTCAAAGTCACAAAGTACTGGGCATCTCTCAGAAACCTGGTTGTC
 TCCCTCTCAACTCCATGAAGTCCATCATAAGTCTGTTGTTCTCTCTTTCTGTTTCATCGTTGTCTTTG
 CCCTCTGGGGATGCAGCTGTTGCGTGGCCAATTAATTTTATGATGAGGGGACTCCGCCACCAACTTCGA
 CACTTTTCCAGCAGCAATAATGACTGTGTTTCAGATCCTGACTGGCAGGATTGGAATGAGGTCATGTAT
 GATGGGATCAAGTCTCAGGGGGCGTGCAGGGCGGCATGGTGTCTCCATCTACTTCATGCTCCTCACCC
 TCTTCGGGAACACACCCTGCTGAACGTGTTCTTGGCCATCGCAGTGGACAACCTGGCCAATGCCAGGA
 GCTCACCAAGGATGAGCAAGAAGAGGAAGAGGCAGCCAATCAGAAGCTGGCTCTACAGAAAGCCAAGGAG
 GTAGCAGAAGTGAGTCCCTGTCTGCAGCCAACATGTCCATAGCCGTGAAGGAGCAGCAGAAGAACCAGA
 AGCCTACCAAGTCGGTGTGGGAGCAGCGCACCAGCGAGATGCGCAAGCAGAACCTGCTGGCCAGCCGCGA
 GGCGCTGTACGGGACGCGGCTGAGCGCTGGCCACCCCTACGCGCGCCGCTGCGGCCGACGTGAAG
 ACTCACTTGGACCGCCGCTTGTGGTGGACCCGAGGAGAACCCTAACAAACACCAACAAGAGCCGTG
 CGCCAGAAGCGTGCGCCGACCGCGCGCCCGCGAAAGCGCGCGACCCCGACGCGCGGCGCGCCTG
 GCCCGGACGCCCTGAGCGCGCCCTGGACGAGAGGGCCCGTATGGGCGGAGAGCGAGCCTCAGCAGCGC
 GAGCACGCGCCCGCCCGGAGCAGCACCCCTGGACGCGGACACCGAGCGCGCAAGGCCGGGACGCGC
 CCCGCCCCACACGCACCGACCTGTGGCGGAGGGCGAGCCTCGCCGCCACCGCGCCCGCCGCGCCGCGG
 GGACGAACCCGACGACAGGCCAGAGCGCAGGCCACGTCCCGCGACGCCACTAGGCCGGCCCGCGCTGCA
 GACGGCGAAGGCGACGATGGGGAGCGCAAGCGGCGACACCGACACGGGCCCGCCGACGACGACAGGG
 AGCGCAGACACCGACGCAAGAAAGAGAACCAGGGCTCTGGGGTCCCGTGTCTGGTCCCAACTTGTCCAC
 CACCAGGCCAATCCAGCAGGACCTGGCCGCCAGGACCTGCCGCTGGTGAGGATCTTGACAACATGAAG
 AATAACAAGCTGGCCACCGGGAACTGCCAGTCCCACGACAGCCTGGGCCACAGCGCCTTCCCCCA
 GCCCGCCAAAATCGGGAACAGCACCAACCCTGGTCCCGCTTGGCCACCAATCCCCGAAAGCGGACGCA
 CCGCAGGACGCCCAACAATCCGGGCAACCCGTCACACCCCGCCCGCCCAAGACTCCCGAGAACAGCCTT
 ATCGTCAACCAACCCAGCAGCACCCAGCCAACTCAGCGAAGACTGCCAGGAAACCCGAGCAGATGGCGG
 TGGAGATCCCCCAGCCTGCCCGCCCTCAACCACACCGTGGTCCAAGTAAAAAAAACGCCAACCCAGA
 CCCACTGCCAAAGAAAGAGGAAGAGAAGAAAGAGGAAGAGGAGGCAGACCCCGGGGAGGACGCCCAAAG
 CCCATGCCGCCCTACAGTCCATGTTTCTCTCCACCACCAACCCCTTCCGCGGCTGTGCCATTACA
 TCCTGAACCTGCGCTACTTCGAGATGTGCATCCTCATGGTCATTGCCATGAGCAGCATCGCTCTGGCCG
 CGAGGACCCGGTGCAGCCCAACGCACCCCGCAACAATGTGCTGCGATATTTTGACTATGTTTTTACAGGC
 GTGTTTACCTTTGAGATGGTGTCAAGATGATCGACCTGGGCCTCGTCTTGCATCAGGGGCGCTATTTCC
 GTGACCTATGGAACATTCGTGACTTCATAGTGGTCAAGTGGGCGCCCTGGTGGCCTTTGCCCTCACTGGCA
 TAGCAAAGGAAAGGACATTAACACCATTAAGTCTCTCCGAGTCTCCGGGTGCTACGACCTCTAAAGACC
 ATCAAGCGGCTGCCAAAGCTGAAGGCCGTGTTTACTGCGTGGTGAACCTCGCTCAAGAACGTCTTCAACA
 TCCTCATTGTGTACATGCTGTTTATGTTTCTTCCGCTGTGGTAGCCGTGCAGCTCTTCAAGGGCAAGTT
 CTTCCACTGCACGGACGAGTCCAAGGAGTTCGAGAGAGACTGTCGAGGCAAGTACCTCCTGTACGAGAAG
 AACGAAGTGAAGGCCCGGACCGCGAGTGAAGAAGTACGAGTCCACTACGACAACGTGCTCTGGGCTC
 TGCTCACACTTTTACAGTGTCCACAGGAGAGGGCTGGCCACAGTCTCAAGCACTCAGTGGATGCTAC
 TTTTGAGAACCCAGGGCCCGCCGCGGTACCGCATGGAGATGTCCATCTTCTACGTGGTACTTTGTA
 GTGTTTCCCTTCTTTGTCAATATCTTCGTGGCCTTGATCATCATCACCTTTTACAGGACAGGGAGACA
 AGATGATGGAAGAGTACAGCCTGGAGAAAAATGAGAGGGCCTGCATCGACTTTGCCATCAGTGCCAAAGC
 GCTGACCAGGCACATGCCCCAGAACAAGCAGAGCTTCCAGTATCGAATGTGGCAGTTCGTGTCGCCCA
 CCCTTTGAGTACACCATCATGGCCATGATCGCTCTCAACACCATCGTGTAAATGATGAAGTTCTACGGAG
 CCTCGGTGGCCTATGAAAACGCCCTTCGCGTGTCAACATTGTCTTACCTCCCTCTTCTCTCGAATG
 TGTGCTCAAAGTCATGGCTTTTGGGATTCTGAATATTTCCGCGATGCCTGGAACATCTTCGACTTTGTG
 ACTGTTCTGGGACGATCACAGACATCCTCGTACCGAGTTTGGGAATAACTTCATCAACCTGAGCTTTC
 TCCGCTCTTCCGTGCTGCCAGACTCATAACTCCTCCGCCAGGGTTACACCATCCGCATTCTCTCTG
 GACTTTTGTGAGTCTTCAAGGCCCTACCTATGTCTGTCTGCTGATGCCATGCTCTTCTTATCTAC
 GCCATCATCGGGATGCAGGTGTTTGGCAACATCGGCATTGACGGGGAAGACGAGGACAGCGACGAGGATG
 AATTCCAAATCACGGAGCACAATAACTTCCGGACCTTCTTCAAGCGCTCATGCTTCTTCCGGAGCGC
 CACAGGAGAAGCGTGGCACAACATCATGCTCTCCTGCCTCAGCGGGAAGCCGTGCGATAAGAAGTCTGG
 ATCCTCACGGCAGACTGCGGCAACGAGTTGCGTACTTCTACTTTGTCTCGTTTCTTCTGCTCGT

TTCTGATGCTGAATCTCTTTGTCGCTGTATCATGACAACTTCGAGTACCTCACCCGAGATTCTCCAT
CCTGGGCCCCATCACTTGGATGAATACGTGCGTGTCTGGGCAGAGTATGACCCTGCTGCCTGCGGCCGC
ATTCACATAAAGGACATGTACAGTTTATTGCGAGTAATATCGCCCCCTCTCGGCTTAGGCAAGAAATGTC
CTCATAGGGTTGCTTGAAGAGACTCCTGCGGATGGACCTGCCGTAGCAGATGACAACACAGTTCACCT
CAACTCCACCCGTATGGCTCTGATCCGAACCGCCCTTGATATCAAAATTGCCAAGGGTGGAGCTGACAAG
CAGCAGATGGATGCAGAGCTTCGAAGGAGATGATGGCCATTTGGCCAACTGTCTCAGAAGACCCTGG
ATCTGCTGGTACACCTCACAAGTCCACGGACTGACAGTGGGTAAAGTCTACGCAGCCATGATGATCAT
GGAGTATTACCGGCAGAGCAAGGCCAAGAACTGCAGGCCATGCGAGAGGAGCAGAACCAGGACACCACT
ATGTTCCAGCGCATGGAGCCTCCATCACCAACACAGGAGGGAGGCCAGCCAGCCAGAATGCCCTTCCCTCCA
CTCAGCTGGACCCAGGAGGAGGCTGATGGCTCACGAAGCGGCATGAAGGAGAGCCCGTCTGGGTGAC
CCAGCGGGCCCAAGAGATGTTCCAGAAGACTGGCACCTGGAGCCAGAGCGAGGGCCACCCATCGACATG
CCTAACAGCCAGCCAACTCCCAGTCTGTGGAGATGCGAGAAATGGGTACTGATGGTACTCAGACAGCG
AACACTACCTCCCATGGAAGGCCAGACCAGGGCCGCTCCATGCCCGCCTCCCAGCAGAGAACCAGAG
GAGAAGGGGCCGACGTGAAATGACCTCAGTACCATCTCTGATACCAGCCCCATGAAGCGCTCAGCC
TCTGTGCTGGGACCCAAAGCCCGGCGACTGGATGACTACTCACTAGAGCGGGTACCGCTGAGGAGAACC
AACGGTACCACCAACGTGCGCCGGACCGTGGCCACCGCACCTCTGAGCGCTCTCTGGGCCGATACACTGA
TGTGGACACAGGTTTGGGGACAGATCTGAGCATGACCACCAATCGGGTACCTGCCCTCCAAAGATCGG
GACCAGGACCGGGCCGACCCAAAGGACCGGAAGCATCGGCCACACCACCACCACCACCATCATCATC
ATCCCCCGGCCCGACCGGGATCGCTACGCACAGGAGCGGCCGACACCGGCCGGGCGCGGGCCCGGGA
GCAGCGCTGGTCCCGCTCGCCAGCGAAGGTCGGGAGCACACGACACAGAGGGCAGTAGTTCGTC
AGTGAAGCCAGCCCCCTACGTCCGGCACCAGCACGCCGCGGCGCGGCCCGCCAGCTCCCCAGA
CCCCCTGCACCCCGCGCCGCTTGTGTCTACTCGCCGCTCCGCGCAGGCTGCGGCGCGCAGGATGGC
GGTCCCAGCGCCCCCTGGCGGCTCGCCGCGGGTTGCCCGCTGCGCCGCGCTGGCTGCGCATGCG
CCTGAGGGCCCGCGGCCGCGGTTGCCGACTACACCGAGCCCGACAGCCCGCGGAGCCCGCAGGGGGCG
CGCACGATCCCGCGCGGTCGCCAGGACTCCGCGCGCCGCGGCTGCGCGTACCGGCCACGGCCG
CAGGCTGCCAAATGGTTACTACGCGGGCACGCGCGCCGCGGCGCGCACAGCCCGAGGGGCGCGCAC
GACGCGTACAGCGAGAGCGAGGACGACTGGTGC

AGCGGACCGACGCGTACGCGGCCGCTCGAGCAGAACTCATCTCAGAAGAGGATCTGGCAGCAAATGATATCC
TGGATTACAAGGATGACGACGATAAGGTTTAA

Protein Sequence: >MR231941 representing NM_001252059
 Red=Cloning site Green=Tags(s)

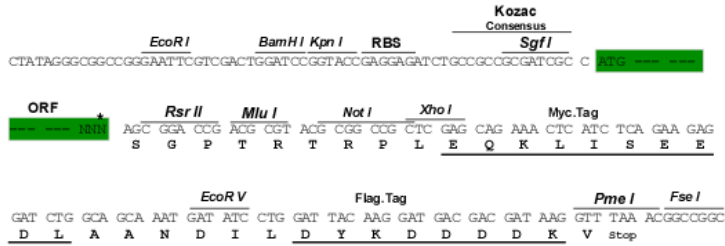
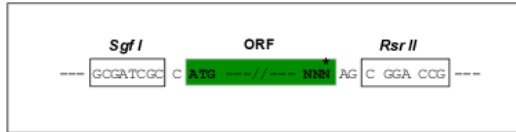
MARFGDEMPGRYGAGGGGSGPAAGVVVGAAGGRGAGGSRQGGQPGAQRMYKQSMARARTMALYNPIPV
 QNCLTVNRSLFLFSEDNVDDTEPYFIGIFCFEAGIKIVALGFAFHKGSYLRNGWNVMDV VVLTGILATV
 GTEFDLRTLRAVRVLRPLKLVSGIPSLQVVLKSIMKAMIPLLQIGLLLFFAILIFAIIGLEFYMGKFHTT
 CFEEGTDDIQGESAPCGTEEPARTCPNGTKCQPYWEGPNNGITQFDNILFAVLTVFQCITMEGWTDLLY
 NSNDASGNTWNWLYFIPLIIIGSFFMLNLVLGVLSEGFAKERERVENRRRAFLKLRQQIERELNGYMEW
 ISKAEDEVILAEDETDVEQRHPFDGALRRATLKKSKTDLLNPEEAEDQLADIASVGSPPFARASIKSAKLEN
 STFFHKKERRMRFYIRRMVKTQAFYWTVLSLVALNTLCVAIVHYNQPEWLSDFLYYAEFIFLGLFMSEMF
 IKMYGLTRPYFHSSNFCDCGVIIGSIFEVIWAVIKPGTSFGISVLRALRLLRIFKVKTYWASLRNLVV
 SLLNSMKSIIISLLFLLFIVV FALLGMQLFGGQFNFDEGTPPTNFDTFPAAIMTVFQILTGEDWNEVMY
 DGIKSQGGVQGGMVFSIYFIVLTLFGNYTLLNVFLAIAVDNLANAQELTKDEQEEEEANQKALQKAKE
 VAEVSPLSAANMSIAVKEQQKNQKPTKSVWEQRTSEMRKQNLLASREALYGDAAERWPTPYARPLRPDVK
 THLDRPLVDPQENRNNNTNKSRAPEALRPTARPRESARDPDARRAWGSPERAPREGPYGRESEPPQR
 EHAPPREHAPWDADTERAKAGDAPRRHTRHPVAEGEPRRHRARRRPGDEPDRPERRRPRDTRPARAA
 DGEGDDGERKRRHRHGPPAHDDRERRRRRKENQGGSGVPVSGPNLSTTRPIQQDLGRQDLPLAEDLDMNK
 NNKLATGEPASPHDSLGHSLPPSPAKIGNSTNPGPALATNPQNAASRRTPNPNPNSNPSPKTPENSL
 IVTNPSTQPNSAKTARKPEHMAVEIPPACPLNHTVVQVKNANPDPLPKKEEKEKEEEDADGEDGPK
 PMPYSSMFI LSTTNPLRRLCHYILNLYFEMCILMVIAMSSIALAAEDPVQPNAPRNNVLYFDYVFTG
 VFTFEMVIKMIDLGLVLHQGAYFRDLWNILDFIVVSGALVAFVAFVGNKSGKDINTIKSLRVLRLRPLKT
 IKRLPKLKAVFDCVNSLKNVFNILIVYMLFMFIFAVVAVQLFKGKFFHCTDESKEFERDCRGKYLLEYK
 NEVKARDREWKYEFHYDNVLWALLTLFTVSTGEGWPQVLKHSVDATFENQGPSGYRMEMSIFYVYVYFV
 VFPPFFVNI FVALIIITFQEQQDKMMEYSLEKNERACIDFAISAKPLTRHMPQNKQSFQYRMWQFVVSP
 PFEYTIMAMIALNTIVLMMKFYGASVAYENALRVFNIVFTSLFSLKLVKMAFGILNFRDAWNIFDFV
 TVLGSITDILVTEFGNNFINLSFLRLFRAARLIKLLRQGYTIRILLWTFVQSFKALPYVCLLIAMLFFIY
 AIIGMQVFGNIGIDGEDSDEDEFQITEHNNFRTFFQALMLLFRSATGEAWHNIMLSCLSGKPCDKNSG
 ILTADCGNEFAYFYFVSFIFLCSFLMLNLFVAVIMDNFEYLTRDSSILGPHHLDEYVRVWAEYDPAACGR
 IHYKDMYSLLRVISPLGLGKCPHRVACKRLRMDLPVADDNTVHFNSTLMALIRTALDIKIAKGGADK
 QQMDAELRKEEMAIWPNLSQKTLDLLVTPHKSTDLTGKIYAAMMIMEYYRQSKAKKLQAMREEQNRTPL
 MFQRMPEPPSPTQEGGPSQNALPSTQLDPGGGLMAHEGGMKESPSWVTQRAQEMFQKTGTWSPERGPPIDM
 PNSQPNSQSVEMREMGTDGYSDEHYLPMEGQTRAASMPRLPAENQRRRGRPRGNDLSTISDTSMPKRSA
 SVLGPKARRLDDYSLEVPPEENQRYHQRRDRGHRTSERSLGRYTDVDTGLGTDLSMTTQSGDLPKSKDR
 DQDRGRPKDRKHRPHHHHHHHHPPAPDRDRYAQERPDTGRARAREQRWSRSPSEGREHTTHRQSSSV
 SGSPAPSTSGTSTPRRGRRLPQTPTPRPLVSYSPAPRRPAARRMAGPAAPPGGSPRGCRRAPRWAHA
 PEGPRPRGADYTEPDSPREPPGGAHDPAPRSRTPRAAGCASPRHGRRLPNGYYAGHGAPRPTARRGAH
 DAYSESEDDWC

SGPTRRTRPLEQKLI SEEDLAANDILDYKDDDDKV

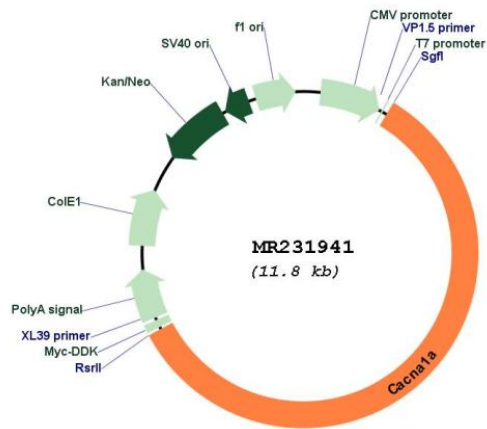
Restriction Sites: SgfI-RsrII

Cloning Scheme:

Cloning sites used for ORF Shuttling:



* The last codon before the Stop codon of the ORF

Plasmid Map:


ACCN: NM_001252059

ORF Size: 6963 bp

OTI Disclaimer: The molecular sequence of this clone aligns with the gene accession number as a point of reference only. However, individual transcript sequences of the same gene can differ through naturally occurring variations (e.g. polymorphisms), each with its own valid existence. This clone is substantially in agreement with the reference, but a complete review of all prevailing variants is recommended prior to use. [More info](#)

OTI Annotation: This clone was engineered to express the complete ORF with an expression tag. Expression varies depending on the nature of the gene.

Components: The ORF clone is ion-exchange column purified and shipped in a 2D barcoded Matrix tube containing 10ug of transfection-ready, dried plasmid DNA (reconstitute with 100 ul of water).

Reconstitution Method:

1. Centrifuge at 5,000xg for 5min.
2. Carefully open the tube and add 100ul of sterile water to dissolve the DNA.
3. Close the tube and incubate for 10 minutes at room temperature.
4. Briefly vortex the tube and then do a quick spin (less than 5000xg) to concentrate the liquid at the bottom.
5. Store the suspended plasmid at -20°C. The DNA is stable for at least one year from date of shipping when stored at -20°C.

RefSeq: [NM_001252059.1](#), [NP_001238988.1](#)

RefSeq Size: 7788 bp

RefSeq ORF: 6966 bp

Locus ID: 12286

Cytogenetics: 8 40.95 cM

MW: 262.6 kDa

Gene Summary: Voltage-sensitive calcium channels (VSCC) mediate the entry of calcium ions into excitable cells and are also involved in a variety of calcium-dependent processes, including muscle contraction, hormone or neurotransmitter release, gene expression, cell motility, cell division and cell death. The isoform alpha-1A gives rise to P and/or Q-type calcium currents. P/Q-type calcium channels belong to the 'high-voltage activated' (HVA) group and are specifically blocked by the spider omega-agatoxin-IVA (AC P54282) (By similarity). They are however insensitive to dihydropyridines (DHP).[UniProtKB/Swiss-Prot Function]