

## Product datasheet for **MR231820**

### **Dnmt1 (NM\_001199432) Mouse Tagged ORF Clone**

#### Product data:

Product Type:	Expression Plasmids
Product Name:	Dnmt1 (NM_001199432) Mouse Tagged ORF Clone
Tag:	Myc-DDK
Symbol:	Dnmt1
Synonyms:	Cxxc9; Dnmt; Dnmt1o; m.Mmul; MCMT; Met-1; Met1; MommeD; MommeD2; MTa; MTase
Vector:	pCMV6-Entry (PS100001)
E. coli Selection:	Kanamycin (25 ug/mL)
Cell Selection:	Neomycin
ORF Nucleotide Sequence:	>MR231820 representing NM_001199432 Red=Cloning site Blue=ORF Green=Tags(s)

TTTTGTAATACGACTCACTATAGGGCGGCCGGAATTCGTCGACTGGATCCGGTACCGAGGAGATCTGCC  
GCC**CGGATCGCC**

ATGGCAGACTCAAATAGATCCCCAAGATCCAGGCCAAGCCTCGGGGACCCAGGAGAAGCAAGTCGGACA  
GTGACACCCTTTTGAACCTTACCTAGTTCGGTACGAGGAGAACCACCAGGCAGACCACCATCAC  
GGCTCACTTACGAAGGGCCCCACTAAACGGAAACCAAGGAAGAGTCGGAAGAGGGGAAGTTCGGCTGAG  
TCGGCTGCAGAGGAGAGAGACCAGGATAAGAAACGCAGAGTTGTAGACACAGAGAGTGGTCTGCAGCTG  
CTGTGGAGAACTGGAAGAGGTAAACAGCGGGAACCCAGCTGGGTCCGGAAGAGCCATGTGAACAGGAAGA  
TGACAACAGGAGTCTTCGACGTACACCAGAGAGCTATCATTGAGGCGGAAATCAAAGGAGGATCCAGAC  
AGAGAAGCAAGACCGGAACTCACTTGGACGAGGACGAGGACGGAAAAAGGATAAAAAGAAGTTCAGAC  
CCAGGAGCCAGCCAGAGATCCAGCTGCCAAACGGAGACCCAAGGAAGCAGAGCCAGAGCAGGTAGCTCC  
AGAGACTCCCAGGACAGAGACGAGGATGAGAGGGAGGAGAAGAGACGAAAAACGACACGTAAAAAACTG  
GAGTCACACACCGTTCCCGTTCAGAGCAGATCGGAGAGAAAAGCCGCTCAAAGCAAAAGTGTGATCCCGA  
AGATCAACTACCAAAGTGCCCGAGTGTGGCCAGCACCTAGACGACCCTAACCTGAAGTACCAGCAGCA  
CCCTGAGGATGCTGTGGATGAACCCAGATGTTGACCAGTGAGAAAAGTCCATCTACGACTCCACCTCG  
ACCTGTTTTGATACTTATGAAGATTCTCCCATGCATAGGTTCACTTCTTCACTGTGTACTGCACTGCGG  
GGCACCTGTGCTGTCGACACCGGTCTCATTGAGAAGAATGTAGAGCTCTACTTTTCTGGGTGTGCCAA  
AGCAATTCATGACGAGAATCCATCTATGGAAGGTGGTATTAATGGCAAAAACCTCGGGCCAAATCAATCAG  
TGGTGGCTCAGTGGCTTTGATGGTGGCAGAAAGGTGCTCATTGGCTTCTCCACTGCATTTGCTGAATACA  
TTTTGATGGAGCCAGCAAAGAGTATGAGCCAATATTTGGGCTGATGCAGGAGAAAATTTACATCAGCAA  
GATTGTTGTTGAGTTCCTGCAAAACAATCTGATGCTGTATATGAAGACCTGATCAATAAGATTGAGACC  
ACTGTTCTCTCTACCATTAATGTGAACCGGTTACAGAGGACTCCCTTTACGCCACGCCAGTTTGTG  
TAGTGAGCCAGGTAGAGAGTTACGACGAAGCCAAGGACGATGATGAGACCCCATCTTCTGTCTCCCTG  
TATGAGAGCCCTGATCCATTTGGCTGGTGTCTCCCTGGGACAGAGGCGAGCAACAAGGCGCGTCATGGGT  
GCTACCAAGGAGAAGGACAAAGCACCCAGAAAGCCACCACCACCAAGCTGGTCTATCAGATCTTTGACA



[View online »](#)

CTTTCTTCTCAGAGCAGATTGAGAAGTATGATAAGGAGGACAAGGAGAATGCCATGAAGCGCCGCCGCTG  
TGGTGTCTGTGAGGTCTGTGAGCAGCCTGAGTGTGGGAAGTGCAAGGCGTGCAAAGATATGGTGAAGTTT  
GGTGGCACTGGACGGAGTAAGCAGGCTTGCCCTCAAGAGGAGGTGTCTAACTTGGCGGTGAAGGAGGCAG  
ACGACGATGAAGAGGCTGATGATGATGTGTGAGAGATGCCATCACCCAAAAGCTGCATCAGGGGAAGAA  
GAAGAAGCAGAACAAGGACCGCATCTCTGGCTTGGGCAGCCTATGAAGATTGAAGAGAATAGAACTTAC  
TATCAGAAGGTGAGCATCGATGAGGAGATGTAGAGGTGGGCGACTGCGTCTCGGTATTCCAGATGATT  
CCTCCAAAACCACTCTATCTAGCCAGGGTCACAGCTCTGTGGGAAGACAAAAATGGTCAGATGATTCCA  
TGCACACTGGTTCTGCGCTGGGACAGACACAGTCTGGGAGCCACCTCCGACCCCTGGAACCTGTTCTCTG  
GTGGGCGAGTGCGAAAACATGCAGCTTTCTACATCCACAGCAAGGTCAAGGTCTACTACAAAAGCCCTT  
CTGAAAACCTGGCCATGGAGGGAGGCACAGACCCTGAGACCACACTGCCTGGGGCTGAGGATGGCAAGAC  
TTACTTCTCCAGCTCTGGTACAACCAGGAGTACGCAAGGTTTGAATCCCAACCAAGACCCAGCCGACC  
GAGGACAACAAGCACAAGTTCTGCCTATCTTGTATCCGGCTGGCTGAGCTGAGACAAAAAGAAATGCCCA  
AGGTCTGGAACAAATTGAGGAGGTGGATGGCCGGGTCTACTGCAGTTCATCACAAGAATGGTGTGTG  
CTACCGACTGGGTGACAGTGTGTACCTTCTCCGAGGCCCTTACTTTCAACATCAAAGTGGCTAGCCCC  
GTGAAACGCCAAAGAAGGATCCTGTGAACGAGACCCTGTACCCTGAGCACTACCCAAGTATTCTGACT  
ACATCAAGGGGAGCAACCTGGATGCTCCAGAGCCCTATCGCATCGGTCCGATAAAAAGAGATCCACTGTGG  
CAAGAAGAAAGGCAAGGTCAACGAGGCAGACATCAAGCTGAGGCTCTACAAGTTCTACAGCCCTGAGAAT  
ACCCACAGGTCTACAACGGATCCTATCACACTGACATCAACATGCTTTACTGGAGCGACGAGGAAGCTG  
TGGTGAACCTCAGCGACGTGCAGGGCCGCTGTACCCTGGAGTACGGGGAAGACCTACTTGAGAGCATCCA  
GGATTATTCACAAGGGGGCCCTGACCGCTTCTACTTCTCGAGGCCTACAATTCAAAGACCAAGAAGCTTT  
GAAGACCCACCAAAACCATGCCCGCAGCCCTGGGAACAAAGGAAAGGGAAGGGGAAGGGGAAGGGGAAGG  
GGAAGCATCAGGTGTGAGAGCCAAAGAGCCTGAGGCAGCCATCAAACCTGCCAAGCTCCGAGCCCTGGA  
TGTGTTTTCCGGCTGTGGAGGTTATCGGAAGGATTCCACCAAGCAGGCATCTCGGAAACGCTGTGGGG  
ATCGAGATGTGGGACCCGCGAGCCAGGCATTTCCGGCTGAACAACCCCGCACCACAGTGTTCACAGAGG  
ACTGCAACGTGCTTCTAAGCTGGTCTGAGTGGGAGGTGACCAACTCTCTGGGCCAAAGGCTGCCACA  
GAAGGGGATGTGGAGATGCTGTGTGGTGGGCCACCCTGCCAGGGCTTCAAGTGGCATGAACCGCTTCAAC  
TCCCGCACTTACTCCAAGTTCAAAAACCTCCTAGTGGTCTCCTTCTCAGCTACTGTGACTACTACCGGC  
CTCGGTTCTTCTTCTGGAGAACGTGAGAACTTCTGTCTACAGACGCTCCATGGTGTGAAGCTCAC  
ACTGCGCTGCCTGGTCCGCATGGGCTACCAGTGCACCTTGGTGTGCTCCAGGCTGGACAGTATGGCGTG  
GCCAGACACGAAGGAGGGCCATCATCTGGCTGCAGCCCAAGGAGAAAAGCTGCCTCTGTTCCAGAGC  
CTCTGCATGTGTTTGGCGCCCGTGCCTGCCAGCTGAGCGTGTGGTGGATGACAAGAAGTTGTTAGCAA  
CATAACGAGGCTGAGCTCGGGGCCCTCCGAACCATCACCGTGGGAGACACCATGTCTGACTCCCGGAG  
ATCCAGAATGGAGCCTCGAATTCTGAGATCCCCTACAATGGAGAGCCACTGTCCTGGTTCAGAGGCGAGC  
TGCGAGGATCACACTACCAGCCATCCTCAGGGACCATATCTGCAAGGACATGAGCCACTGGTGGCTGC  
CCGCATGCGGCACATCCCACTGTTCCAGGATCAGATTGGCGTGACCTGCCCAACATACAGGTGCGGCTG  
GGAGATGGCGTCATAGCCATAAGCTACAGTACACCTTTCATGATGTGAAAAATGGCTACAGCAGCACCG  
GTGCCCTGCGTGGAGTCTGTTCTGTGCAAGGCAAGGCTGCGACCCTGAGTCCAGGCAATTCAGCAC  
CCTCATCCCTGGTGCCTGCCGCACTGGGAACCGGCACAACCACTGGGCTGGCCTCTACGGGCGTCTG  
GAGTGGGATGGCTTCTCAGCACCACTGTCACCAACCTGAGCCATGGGCAAGCAGGTCGGGTGCTCC  
ACCCGGAGCAGCACCGGGTCTGTGAGTGTTCGGGAATGTGCCCGCTCCAGGGCTTCCAGATAGTACCG  
GTTCTTCGGCAACATCCTGGACAGACACCGGCAGGTGGTAATGCTGTGCCACCACCCCTGGCCAAGCC  
ATTGGCTGGAGATTAAGCTCTGCCTGCTGCCAGTGTCCAGTGTCCGAGAGCGCATCAGCTGCAGTTAAAGCAA  
AAGAGGAGGCTGCTACCAAGGAC

ACGCGTACGCGGGCCGCTCGAGCAGAAAACCTCATCTCAGAAGAGGATCTGGCAGCAAATGATATCCTGGATT  
ACAAGGATGACGACGATAAGGTTTAA

**Protein Sequence:** >MR231820 representing NM\_001199432  
 Red=Cloning site Green=Tags(s)

```
MADSNRSPRSRPKPRGPRRSKSDSDFL FETSPSSVATRRTTRQTTITAHFTKGPTKRKPKEESEEGNSAE
SAAEERDQDKRRVVDTESGAAA VEKLEEV TAGTQLGPEEPCEQEDDNRS LRRHTRELSLRRKSKEDPD
REARPETHLDEDEDGKKDKRSSRPSQRDPA AKRRPKAEAEQVAPETPEDRDEDEREEKRRKTRRKL
ESHTVPVQSRSERKAAQSKSVIPKINS PKCECGQHLDDPNLKYQQHPEDA VDEPQMLTSEKLSIYDSTS
TWFDTYEDSPMHRFTSFVYCSRGLCPVDTGLIEKNVELYFSGCAKAIHDENPSMEGGINGKNLGPINQ
WWLSGFDGGKVLIGFSTAF AEYILMEPSKEYEPIFGLMQEKIYISKIVVEFLQNNPD AVYEDLINKIET
TVPPSTINVNRFTEDSL LRHAQFVVSQVESYDEAKDDDETPIFLSPCMRALIHLAGVSLGQRRATRRVMG
ATKEKDKAPT KATTTKLVYQIFD TFFSEQIEKYDKEDKENAMKRRRCGVCEVCQQPEC GCKACKADMVKF
GGTGRSKQA CLKRRCPNLAVKEAD DDEEADDDVSEMPSPK LHQGKKKQNKDRISWLGQPMKIEENRTY
YQKVSIDEEMLEVDCVSVIPDDSKPLYLARVTALWEDKNGQMMFHAHWFCAGTDTVLGATSDPLELFL
VGECENMQLSYIHSKVKVIYKAPSENWAMEGGTDPETTLPGAEDGKTYFFQLWYNQ EYARFESPPKTQPT
EDNKHKFCLSCIRLAELRQKEMPVLEQIEEVDGRVYCSSITKNGVVYRLGDSVYLPPEAF FNIKVASP
VKRPKDPVNETLYPEHYRKYSDYIKGSNLDAPEPYRIGRIKEIHC GKKGKVN EADIKLRLYK FYRPN
THRSYNGSYHTDINMLYWSDEEAVVNFSDVQGRCTVEYGEDLLESIQDY SQGGPDRFYFLEAYNSKTKNF
EDPPNHARSPGNKGGKGGKGGKGHQVSEPKPEAAIKL PKLRTL DVFSGCGGLSEGFHQAGISETLWA
IEMWDPAAQAFRLNPNPTTVFTEDCNVLLKLMAGEVTNSLGQRLPQKGDVEMLCGGPPCQGFSGMNRFN
SRTYSKFKNSLVVSFLSYCDYRPRFFLLENVRFVSYRRSMVLKLT LRCLVRMGYQCTFGVLQAGQYGV
AQTRRAIILAAAPGKLP LFP EPLHVFAPRACQLSVVDDK KFVSNITRLSSGPFRTITVRDMSDLP E
IQNGASNSEIPYNGEPLSWFQRQLRGSYQPILRDHICKDMSPLVAARMRHIPLFP GSDWRDL PNIQVRL
GDGVIAHKLQYTFHDVKNGYSSTGALRGVCSAEGKACDPE SRQFSTLIPWCLPHTGNRHNHWAGLYGRL
EWDGFFSTVTNPEPMGKQGRVLHPEQHRVSVRECAR SQGFPDSYRFFGNILDRHRQVGNVPPPLAKA
IGLEIKLCLLSSARESASAAVKAKEEAATKD
```

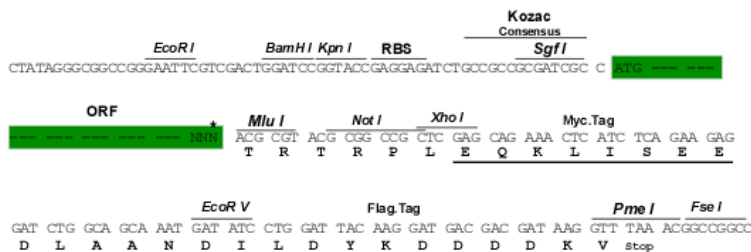
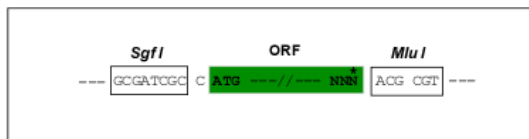
TRTRPLEQKLISEEDLAANDILDYKDDDDKV

**Restriction Sites:**

SgfI-MluI

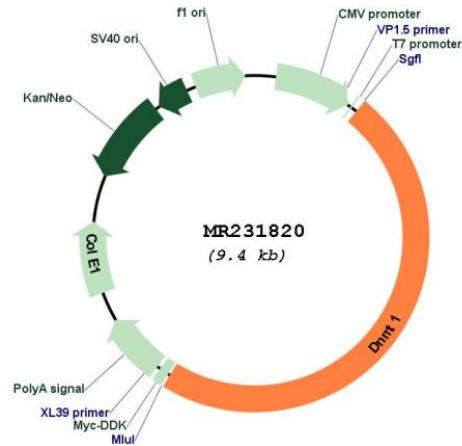
**Cloning Scheme:**

Cloning sites used for ORF Shuttling:



\* The last codon before the Stop codon of the ORF

## Plasmid Map:



ACCN: NM\_001199432

ORF Size: 4503 bp

OTI Disclaimer: The molecular sequence of this clone aligns with the gene accession number as a point of reference only. However, individual transcript sequences of the same gene can differ through naturally occurring variations (e.g. polymorphisms), each with its own valid existence. This clone is substantially in agreement with the reference, but a complete review of all prevailing variants is recommended prior to use. [More info](#)

OTI Annotation: This clone was engineered to express the complete ORF with an expression tag. Expression varies depending on the nature of the gene.

Components: The ORF clone is ion-exchange column purified and shipped in a 2D barcoded Matrix tube containing 10ug of transfection-ready, dried plasmid DNA (reconstitute with 100 ul of water).

**Reconstitution Method:**

1. Centrifuge at 5,000xg for 5min.
2. Carefully open the tube and add 100ul of sterile water to dissolve the DNA.
3. Close the tube and incubate for 10 minutes at room temperature.
4. Briefly vortex the tube and then do a quick spin (less than 5000xg) to concentrate the liquid at the bottom.
5. Store the suspended plasmid at -20°C. The DNA is stable for at least one year from date of shipping when stored at -20°C.

**RefSeq:** [NM\\_001199432.1](#), [NP\\_001186361.1](#)

**RefSeq Size:** 5251 bp

**RefSeq ORF:** 4506 bp

**Locus ID:** 13433

**UniProt ID:** [P13864](#)

**Cytogenetics:** 9 7.66 cM

**MW:** 170.4 kDa

**Gene Summary:** This gene encodes a methyltransferase that preferentially methylates cytosines of CpG residues in hemimethylated DNA to generate fully methylated CpG base pairs during DNA replication. This enzyme plays roles in diverse cellular processes including cell cycle regulation, DNA repair, and telomere maintenance. The encoded protein is composed of an N-terminal domain with a nuclear localization sequence and replication fork-targeting domain, a DNA-binding CXXC domain, two bromo-adjacent homology domains, and a C-terminal catalytic domain. Mouse embryonic stem cells mutant for this gene are viable, but when introduced into the germ line, cause a recessive lethal phenotype with mutant embryos displaying stunted growth and developmental defects. Alternative splicing results in multiple transcript variants. [provided by RefSeq, Sep 2015]